TOWN OF HUNTINGTON
TOWN BOARD

FRANK P. PETRONE
Supervisor

MARK CUTHBERTSON, Councilman
SUSAN A. BERLAND, Councilwoman
EUGENE COOK, Councilman
TRACEY A. EDWARDS, Councilwoman

October 21, 2015 7:00 P.M.

TOWNWIDE

Operation E.D.I.T.H. Drill





1. **Feel the door to check if it's HOT! If it's Not Hot open the door slowly, bracing it with your knees and shoulder. But be prepared to slam it shut quickly if there's smoke and fire on the other side.**

2. **If the door is blocked by smoke or fire, leave through a window or secondary emergency route.**

3. **Once out of the house go directly to your meeting place, such as a tree or mailbox on your front lawn.**



Knowing How To React In A Fire Could Save Your Life, Or The Lives of your Children



Coordinated through the efforts of the Town of Huntington Office of the Fire Marshal and in conjunction with your local Volunteer Fire Departments.

OFFICE OF THE FIRE MARSHAL
351-3138

"E.D.I.T.H." Stands For... "Exit Drill In The Home"

SMOKE DETECTORS

Most fatal residential fires occur while the occupants are asleep. Installing smoke detectors outside bedroom areas will provide the extra minutes of warning needed to escape. The most recent figures available from the National Fire Incident Reporting System indicates that the installation of a Smoke Detector will double your chance of survival during a fire.

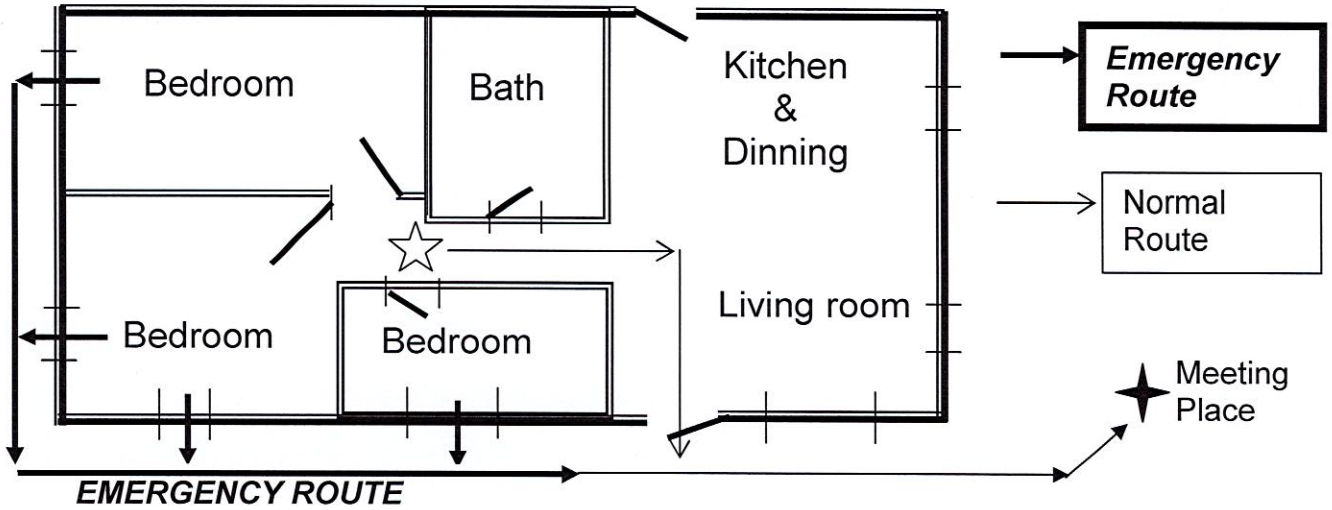

DEVELOPING THE PLAN

Members of the family should work together to draw a plan of each floor of your house where bedrooms are located.

Your plan should include:

- The location of Smoke Detectors.
- Two escape routes; one for normal and one for Emergency use.
- All doors, windows, stairways, fire escapes and adjacent buildings.
- A central meeting place outside your home.

If a window is designated as an Emergency Route, make sure the person who uses it is able to reach and unlock the window, remove the screen and / or the storm window, reach the ground safely.
Designate someone to call the fire department from a neighbor's house. Post a copy of your finished plan in a conspicuous place as a constant reminder.

PRACTICE YOUR PLAN ON A MONTHLY BASIS AND REMEMBER THESE IMPORTANT HINTS:

- Sleeping with bedroom doors closed can add valuable minutes of protection against flame, smoke and toxic gases.

- If you have a telephone in your room, have the Fire Department's number on it or nearby.

- Keeping a whistle, horn, or other such audible signal near your bed may prove valuable in waking other members of your family who may not hear the smoke detector. If family members use a different signal you will know who is awake without opening doors.

MAKE

OPERATION E.D.I.T.H.

A MEMBER OF YOUR FAMILY!

PUTTING THE PLAN INTO ACTION

If the smoke detector sounds or you smell smoke, wake your family with your signal. If you hear another signal answer with yours. Keep Calm. Roll out of bed and crawl to the door. Feel the door from bottom to top. If it is hot near the top do not open it. Proceed to your designated emergency exit.

If the top of the door is not hot, brace your foot and shoulder against it and open it carefully. If there is only light smoke, crawl to the normal exit. If the smoke is dense or the door is hot use the Emergency Exit. Report to the designated meeting place.

Notify the Fire Department from a neighbor's house. ***DO NOT ALLOW ANYONE TO RE-ENTER THE BUILDING FOR ANY REASON.***

TOWN OF HUNTINGTON
OFFICE OF THE FIRE MARSHAL
351-3138