



2014 Preliminary Budget



Town Board

Frank P. Petrone, Supervisor

Susan A. Berland, Councilwoman

Eugene Cook, Councilman

Mark A. Cuthbertson, Councilman

Mark Mayoka, Councilman

100 Main Street, Huntington, NY 11743-6991

Table of Contents

2014 Budget

	Page
1. Budget Message	1
2. Introduction	
Town Organization and Services	6
Budget Guide	6
Town Officials	7
Organizational Chart	8
Strategic Direction	9
Community Profile	10
Budget Process	15
Budget Calendar	16
3. Budget Overview	
Executive Budget Summary	18
4. Financial Summaries	
Appropriations and Revenue Summary	28
Combined Annual Budgets-All Funds by Function	30
Combined Annual Budgets-All Funds by Object and Source	32
Combining Annual Budget Summary-All Funds by Function	34
Combining Annual Budget Summary-All Funds by Object and Source	36
Fund Balance Summary	38
Revenue Definitions and Forecast Methodology	39
Major 2014 Revenue Sources	40
Fund Structure	46
Fund and Function Relationship Matrix	48
5. Fund Budgets	
General Fund	
General Fund Budget by Function	52
General Fund Budget by Object and Source	54
Highway Fund	
Highway Fund Budget by Function	56
Highway Fund Budget by Object and Source	58
Consolidated Refuse Fund	
Consolidated Refuse Fund Budget by Function	60
Consolidated Refuse Fund by Object and Source	62
Part Town Fund	
Part Town Budget by Function	64
Part Town Budget by Object and Source	66
Business Improvement District Fund	
Business Improvement District Fund by Function	68
Business Improvement District Fund Budget by Object and Source	70

Table of Contents

2014 Budget

	Page
5. Fund Budgets (continued)	
Fire Protection Fund	
Fire Protection Fund by Function	72
Fire Protection Fund by Object and Source Revenue	74
Street Lighting Fund	
Street Lighting Fund Budget by Function	76
Street Lighting Fund Budget by Object and Source	78
Commack Ambulance Fund	
Commack Ambulance Fund by Function	80
Commack Ambulance Fund by Object and Source	82
Huntington Ambulance Fund	
Huntington Ambulance Fund by Function	84
Huntington Ambulance Fund by Object and Source	86
Huntington Sewer Fund	
Huntington Sewer Fund by Function	88
Huntington Sewer Fund by Object and Source	90
Centerport Sewer Fund	
Centerport Sewer Fund by Function	92
Centerport Sewer Fund Budget by Object and Source	94
Waste Water Fund	
Waste Water Fund Budget by Function	96
Waste Water Fund Budget by Object and Source	98
Dix Hills Water District	
Dix Hills Water District Budget by Function	100
Dix Hills Water District Budget by Object and Source	102

Table of Contents

2014 Budget

	Page
6. Departmental Summaries and Budgets	
Assessor	106
Audit & Control	110
Engineering Services	124
Environmental Waste Management	132
General Services	138
Highway	142
Human Services	147
Information Technology	153
Maritime Services	158
Parks & Recreation	164
Planning & Environment	170
Public Safety	176
Receiver of Taxes	181
Town Attorney	184
Town Clerk	188
Town Council	196
Town Historian	198
Town Supervisor	201
Transportation & Traffic Safety	204
Youth Bureau	210
 7. Supplemental Schedules	
Staffing	216
Debt Information	236
Distribution of Taxes by School District	239
Financial Policies	241
Glossary	263

Table of Contents

2014 Budget

	Page
8. Appendix A	
General Fund Revenues Detail	274
General Fund Expenditures Detail	284
Part Town Fund Revenues Detail	314
Part Town Fund Expenditures Detail	317
Board of Trustees Revenues Detail	323
Board of Trustees Expenditures Detail	324
Business Improvement District Fund Revenues Detail	325
Business Improvement District Fund Expenditures Detail	326
Highway Fund Revenues Detail	327
Highway Fund Expenditures Detail	329
Fire Protection Fund Revenues Detail	333
Fire Protection Fund Expenditures Detail	334
Street Lighting Fund Revenues Detail	335
Street Lighting Fund Expenditures Detail	336
Commack Ambulance Fund Revenues Detail	339
Commack Ambulance Fund Expenditures Detail	340
Huntington Community Ambulance Fund Revenues Detail	341
Huntington Community Fund Expenditures Detail	342
Consolidated Refuse Fund Revenue Detail	343
Consolidated Refuse Fund Expenditure Detail	345
Huntington Sewer District Fund Revenues Detail	349
Huntington Sewer District Fund Expenditures Detail	351
Centerport Sewer District Fund Revenues Detail	354
Centerport Sewer District Fund Expenditures Detail	355
Waste Water Disposal District Fund Revenues Detail	356
Waste Water Disposal District Fund Expenditures Detail	357
Dix Hills Water District Fund Revenues Detail	359
Dix Hills Water District Fund Expenditures Detail	361
9. Capital Budget	
2014 Capital Budget Program Narrative	366
2014 Capital Budget Summary 2014-2019	372

Budget Message





Town Hall • 100 Main Street
Huntington, NY 11743-6991

Phone: (631) 351-3030
Fax: (631) 424-7856
FPetrone@huntingtonny.gov

FRANK P. PETRONE

Supervisor

September 30, 2013

Dear Fellow Town Board Members:

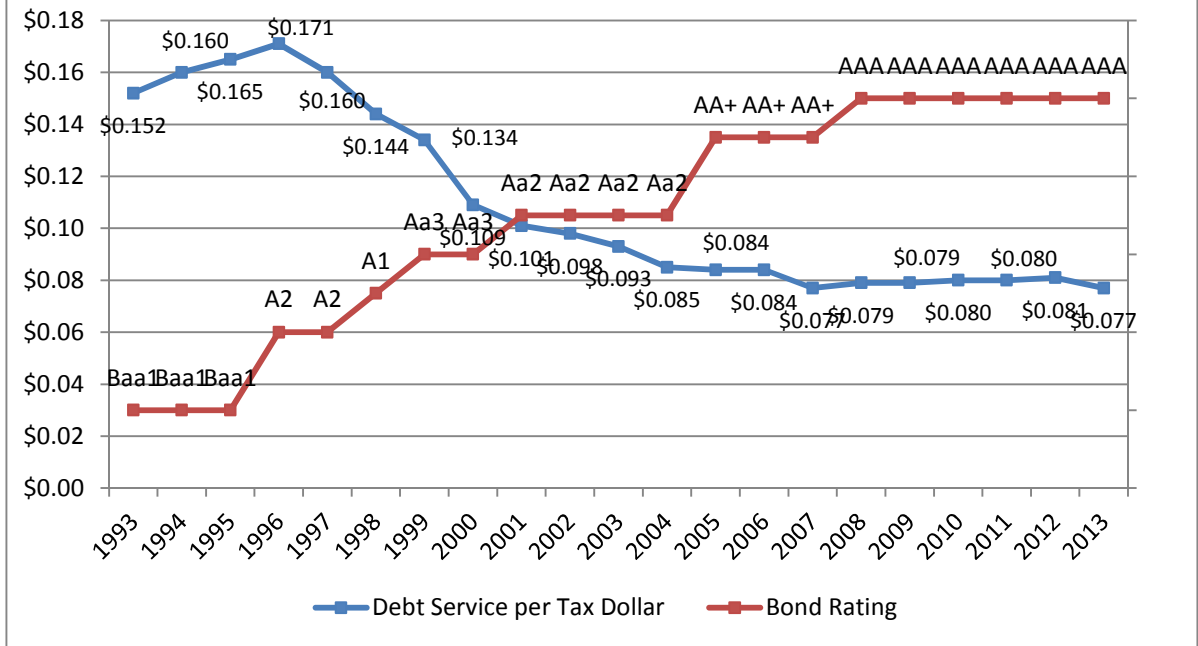
As the Town of Huntington's Chief Financial Officer, I am proud to present my Preliminary Operating and Capital Budget for the Town of Huntington for 2014. The preparation of this Budget document has been a collaborative effort between my office, the office of the Comptroller and the Directors of Huntington's administrative offices and departments.

The focus of this Budget continues to be the same as it has been in the past, to maintain critical and essential services without an overall Town tax increase to our residents and businesses. The proposed \$185.2 million Preliminary Operating Budget is a responsible spending plan that enforces my fiduciary commitment to the Town's taxpayers in this slow to recover economy. My philosophy has been to "save for a rainy day" as we have endeavored to maintain healthy fund balances and reserves throughout the years. This very philosophy has been time tested and well proven and is that which has allowed the Town to maintain financial strength through a sustained AAA bond rating and stabilized taxes, despite an unprecedented lag in the economy. At a time when many of surrounding municipalities are still recovering from the downturn of the past 7 years, I am proud to submit a Preliminary Operating Budget that continues to focus on maintenance of existing Town services and programs at a net 0% tax increase to our residents and businesses.

Our AAA rating has permitted us to fund the construction of state of the art parks with lighted synthetic turf fields, playgrounds, skateparks, and ball fields. We have constructed a new ice rink where the Town now offers two sheets of ice to hockey players, figure skaters and recreational skaters alike. We have improved infrastructure of our roadways and building systems with reconstruction efforts at Walt Whitman Road, Mill Dam Causeway, a pedestrian plaza in Huntington Station, extensive streetscaping projects in Huntington Station, East Northport and Greenlawn and continued repairs to the LIRR Huntington Station parking garages. We have undertaken various traffic calming projects and have enhanced traffic device installation and coordination systems on Wolf Hill Road, Round Swamp Road, and Larkfield Road. We continue to make improvements to our Town Hall Facility, and to structures within our Parks, such as the Hecksher Park Ampitheater where 2014 will bring improvements that will benefit the thousands of concert goers who enjoy the cultural resources the Town has to offer as they spend their summer evenings at the park's outdoor theater. We have a strong commitment to our boating community, where our Town marinas which provide berthing and docking spaces, will undergo the latest transformation in time for the 2014 boating season: a newly expanded and reconstructed Woodbine Marina in Northport. Maintenance of our infrastructure has and will continue to be a priority of my administration. The key to all of these infrastructure improvements is to balance the needs and interests of our wide and varied population, with funding levels we can sustain as we maintain the town's fiscal health with no net increase in town taxes.

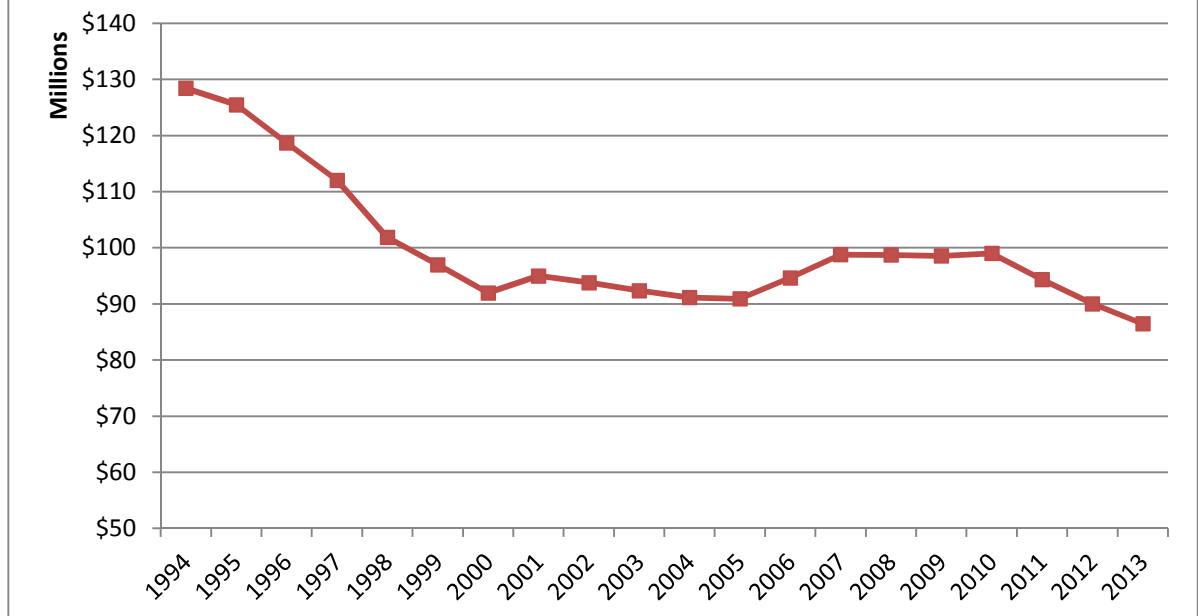


Town of Huntington Bond Rating - Debt Service per Tax Dollar Analysis



I am also proposing a Capital Budget of \$8.8 million as I hold the Town's Capital Program to prior year's spending levels. The continued stabilization of this program combined with the Town's AAA bond rating results in savings on interest costs and provides for the continued maintenance of our infrastructure. Holding the line on capital spending also helps us as we work towards retiring older debt, as we continue to lower outstanding town debt overall going forward.

Town of Huntington Outstanding Debt




Each year, the budget factors to be considered when preparing the operating budget that generally present a challenge are State mandated pension costs, State mandated health insurance costs, and contractual salary increases for our collective bargaining units. There are encouraging signs that the Town is emerging from the economic downturn of the past several years. Our Building Department revenues are up, and we are seeing an increase in mortgage tax revenues. These factors, coupled with the appropriation of unassigned fund balance, continued enforcement of code violations and increased revenues at the Town's Resource Recovery Facility have helped to mitigate budget impacts, such that the 2014 Operating budget represents a net 0% Town tax increase to our residents and businesses.

The Town continues to welcome and encourage development in our commercial sectors. Target is scheduled to open this Fall, creating 250 new jobs. The construction of the first phase of Canon USA's North American Headquarters in Melville was completed in February 2013, creating 1,800 new jobs. Canon expects to employ a total of 2,060 people at this location once Phase Two is completed sometime in 2015. Renaissance Downtowns, the Master Developer for Huntington Station, completed their Development Strategy for the Station in 2013. This Strategy was adopted by the Town Board, and now opens the door for much anticipated project development in Huntington Station.

Going forward, maintaining current services and infrastructure as we pave the way for the future will continue to be the focus. My 6 year Capital Program for 2014 – 2019 includes infrastructure related funding for resurfacing of parking lots and athletic courts, replacement of fencing, rehabilitation and building repairs of Town facilities, beach replenishment, and replacement of various playground equipment, vehicles and maintenance equipment. Planned initiatives for 2014 and beyond include: the completion of Coral Park, the reconstruction of the Gerard Street Parking Lot, a new bulkhead at the Halesite Town dock, the construction of a new rowing facility, funding for technology initiatives and for protection of our environment.

Finally, I want to thank the Town Board members who met and worked with me through this process and the Comptroller's Office for the work effort put forth to prepare the 2014 Preliminary Budget. Despite obstacles presented by rising insurance, medical and pension costs, slow to recover mortgage tax revenues, and contractual salary increases, we were able to develop a fiscally sound, balanced budget that calls for a 0% tax increase as we continue to provide funding for our parks, roads, and recreational services. As always, responding to the needs of our residents and businesses remain my number one priority.

Very truly yours,



FRANK P. PETRONE
Supervisor

Introduction



Town of Huntington Budget Guide

Town Organization and Services

The Town of Huntington was established in 1653 is governed by Town Law, other general laws of the State of New York and various local laws and ordinances. The Town Supervisor is a member of the Town Board and serves as the Chief Executive Officer/Chief Financial Officer. The Town Board is the policy-making body of the Town.

The Town provides the following services to its residents: general and administrative, public safety, citizen and community services, transportation and parking, culture and recreation, utilities, planning and community development and other operations such as refuse disposal and recycling. The 2013 Budget provides the funding for all such services.

Budget Guide

This budget document describes how the Town will achieve its goals, objectives and meet the community's needs. The intent of this budget document is to present the Town of Huntington's budget in a comprehensive and easy to read format.

This Budget Document is organized in the following major sections:

1. Budget Message

The Budget Message, a letter from the Town Supervisor to the Town Board provides an overview of the upcoming fiscal year budget and financial plan

2. Introduction

Includes general information about the Town, its funds, its organization, elected and appointed officials, the mission, vision, goals and objectives and the budget process outline.

3. Budget Overview

This section includes an Executive Budget Summary that summarizes the budget highlights.

4. Financial Summaries

This section provides a summary of revenue, expenditures and fund balance information for the Town, information provided in both numerical and narrative formats, the Town's fund structure, budgeted positions by fund and organization and departmental summaries.

5. Fund Budgets

This section includes a summary of the fund, budgets for each fund presented in both numerical and graphical formats and a budget for each department containing Actual Expenses for FY 12, Budget for FY13, Estimated Expenses for FY 13 and the Budget for FY 14.

6. Supplemental Schedules

This section includes information about the Town of Huntington, debt information, tax rate schedules, financial policies and a glossary of terms used in this budget document.

7. Appendix A

This appendix includes a line item budget by fund and department to supplement the departmental budget summaries.

8. Capital Budget

This section includes capital projects of \$5,000 more with a useful life of at least five years listed in the Town's Six Year Capital Plan. Included is a description of each project and the associated cost by fiscal year.

Town of Huntington

Town Officials

Town Board:

Town Supervisor
Councilwoman
Councilman
Councilman
Councilman

Frank P. Petrone
Susan A. Berland
Eugene Cook
Mark A. Cuthbertson
Mark Mayoka

Town Clerk:

Jo-Ann Raia

Receiver of Taxes:

Ester Bivona

Superintendent of Highways:

William Naughton

Assessor:

Roger Ramme

Director of Audit and Control:

Peggy Karayianakis

Director of Engineering:

Joseph Cline

Director of Environmental Control:

Neal Sheehan

Director of General Services:

Thomas Boccard

Director of Human Services:

Jillian Guthman-Abadom

Director of Information Technology:

William Crowley

Director of Maritime:

Edward Carr

Director of Parks & Recreation:

Donald McKay

Director of Planning:

Anthony J. Aloisio

Director of Public Safety:

Kenneth Lindahl

Director of Transportation & Traffic Safety:

Stephen McGloin

Director of Youth Bureau:

Maria E. Georgiou

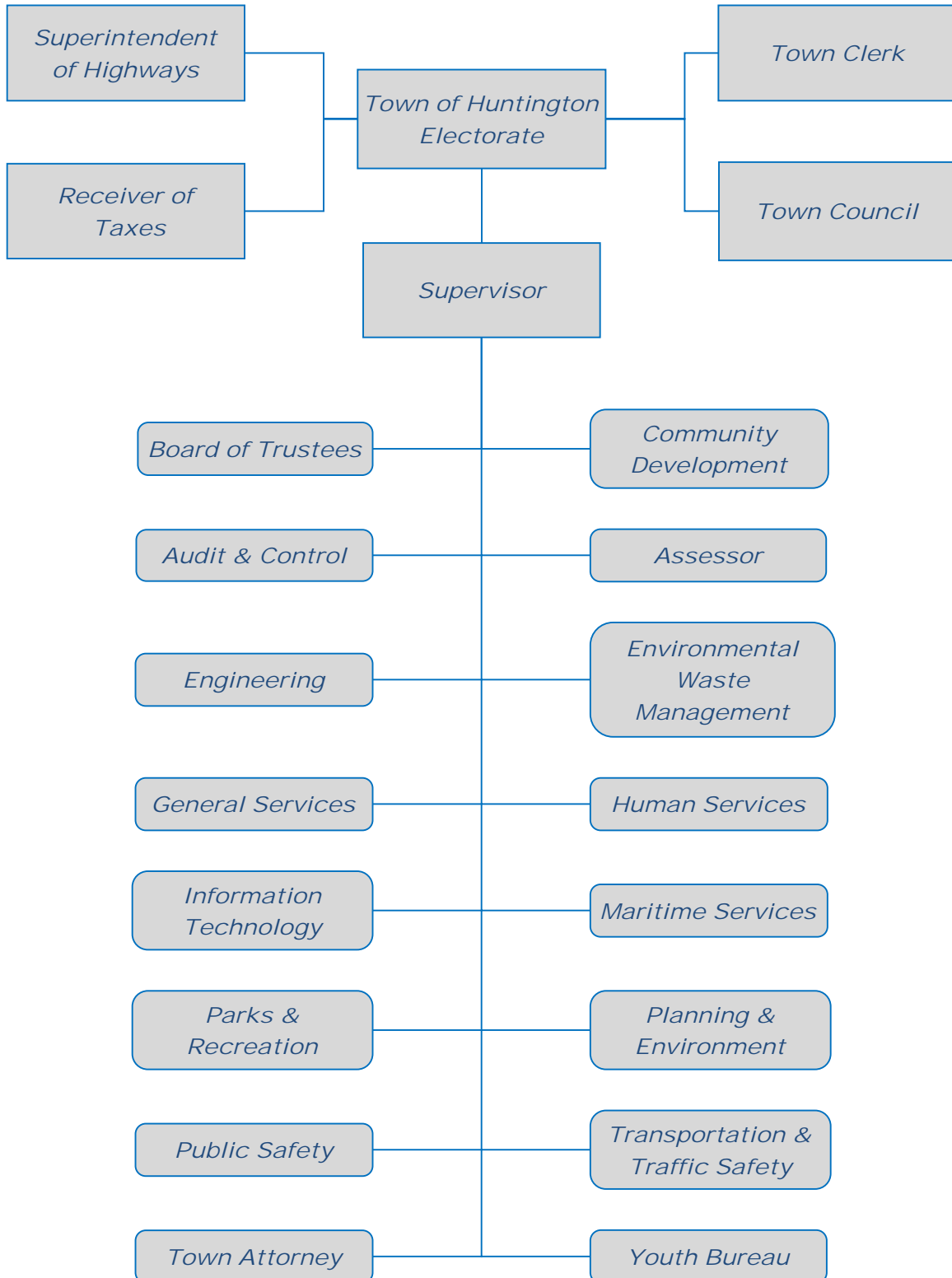
Town Attorney:

Cindy Elan-Mangano

Town Historian:

Robert Hughes

Town of Huntington Organizational Chart



Town of Huntington, New York Strategic Direction

Vision

The Town of Huntington is committed to being an outstanding place to live, work and visit.

Mission

Deliver public services efficiently and effectively to meet the needs of residents, businesses, institutions and visitors on whom Huntington's prosperity depends.

Foster a sustainable Huntington through implementation of the Town's environmental and energy efficiency improvement goals

Promote economic development, business opportunity and community revitalization

Enhance the long-term health, vitality and quality of life of the Huntington Community

Town Strategic Goals and Objectives

Maintain fiscal strength with a Town tax structure that will balance the increasing demand for services with available resources

Improve communication and provide emergency preparedness information to Town residents through various media sources

Implement energy efficiency programs to reduce the Town's carbon footprint and energy cost savings

Enact legislation, provide education and promote energy efficiency awareness to Town stakeholders

Expand commercial and residential development within the Town by following the Master Plan and investing in infrastructure

Initiate affordable housing programs that offer low to moderate income housing options

Invest in the Town's recreational, cultural, and historical assets

Promote and stimulate interest and use of Huntington's cultural and recreational resources

Town of Huntington Community Profile

Overview

The Town of Huntington, New York is one of the ten Towns located on Long Island at the western end of Suffolk County adjacent to the Nassau-Suffolk County border. It is approximately 40 miles from Manhattan and 40 miles from Riverhead, the Suffolk County seat. The history of Huntington is closely associated with the early development of the American colonies. The community was originally settled in 1653, well within the lifetime of the earliest New England colonist. In the beginning, water-borne transportation gave life to the community. The natural harbors offered ready access to the farmlands of the Long Island interior. The harbor was the setting for the early Huntington community, which became the focal point for the movement of agricultural products into the commerce of the colonies. Although agriculture was its mainstay and water-borne transportation its lifeline for two centuries, in later years the whaling industry and expanded manufacturing activity broadened the local economy and gave impetus to the expansion of the harbor communities of Cold Spring Harbor, Huntington and Northport.

Huntington enjoys five harbors bordering the north shore of the Town: Cold Spring Harbor, Lloyd Harbor, Huntington Harbor, Centerport and Northport. Within its coves and bays there are a total of nine beaches maintained by the Town. The Town has also put into operations a number of marinas for the use of residents. These facilities, along with boat ramps, municipal golf courses and park sites, provide active recreation for Town residents.

The Town provides the following services:

- Planning and Community Development: Environmental, land management, zoning, environmental open space and park fund (EOSPA), buildings review, housing services and economic development
- Citizen and Community Services: Neighborhood improvements, senior citizen services, handicapped services, women's services, veteran's and minority affairs
- Public Safety: Emergency management, code enforcement, fire prevention, animal control and special services
- Transportation and Parking: Street and drainage maintenance, roadway improvements, public transportation
- Support Services/Legislative/Administrative: Facilities, financial, fleet, human resources, technology, legal, tax collection, records management, historic preservation
- Culture and Recreation Services: Parks, beaches, recreational, youth programs
- Utilities: Water and Sewer Services to properties within the district.
- Other Operations: Refuse disposal, recycling, resource recovery and environmental remediation

Town of Huntington Community Profile

Demographics

Per U.S. Census Bureau Census 2010:

Population	203,264	
Males/Females	100,042/103,222	
Median Age	43.7	
Median Earnings	\$53,057	
Race	White	78.1%
	Hispanic	11.0
	Black/African American	4.4
	Asian	4.9
	Other	1.6
Households	Families	76.9%
	Non-family households	23.1
Housing Occupancy	Owner Occupied	83.9%
	Renter Occupied	16.1
Educational attainment, 25 years and older	High School graduate	22.8
	Some college, no degree	15.1
	Associates degree	8.0
	Bachelors Degree	26.0
	Graduate or professional degree	21.0

Population

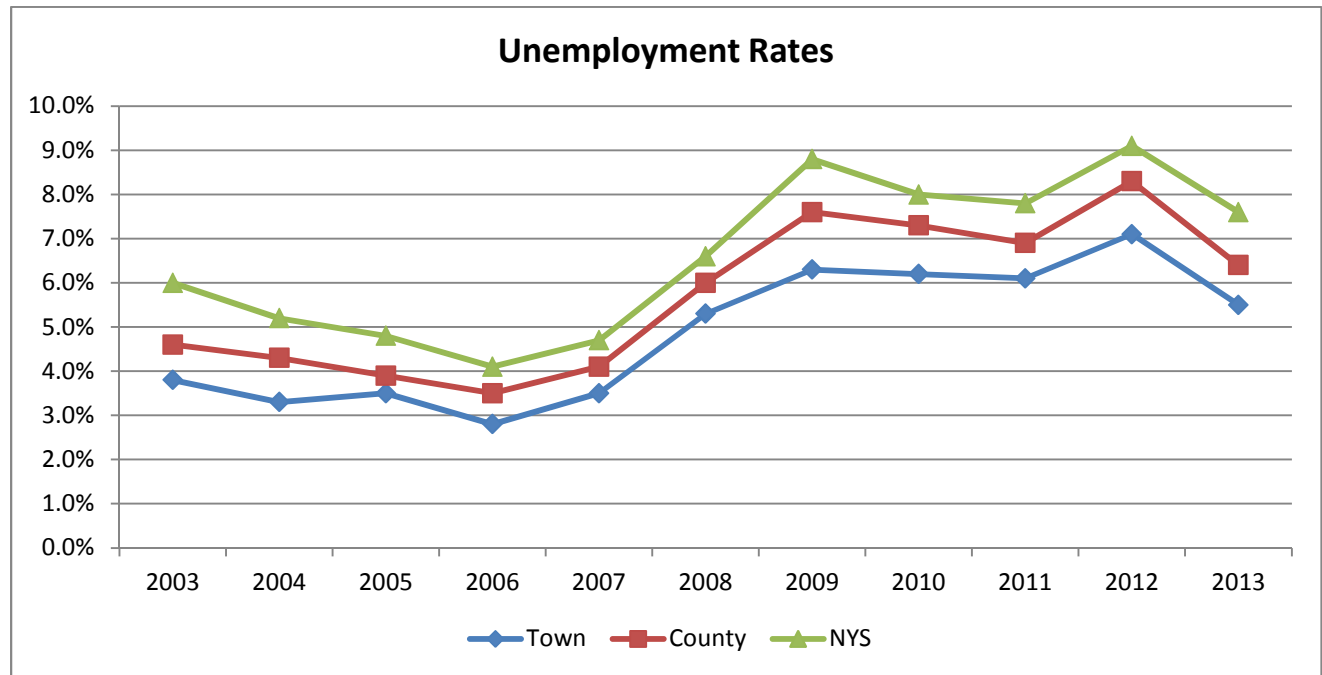
The Town's population has experienced two major growth periods over the last 100 years and reached a peak of approximately 203,264 residents in 2010. By 1990, the Town's population decreased by 4.9% to 191,474 residents as the number of family members per household declined. By 2000, the Town population increased by approximately 2% to 195,289 residents. Based upon information from the Long Island Population Survey, the Town's population continued to increase by 4.0% to 203,264 residents according to the 2010 census.

YEAR	POPULATION	% CHANGE
2010	203,264	4.0%
2000	195,289	1.9%
1990	191,474	(4.9)%
1980	201,530	1.0%
1970	199,486	36.7%
1960	126,221	-

Town of Huntington Community Profile

Employment

Huntington's unemployment rate has decreased to 5.5% as of July 2013, still below the Suffolk County rate of 6.4%, New York State of 7.6% and the nation's rate of 7.4%. The Town is within commuting distance of New York City and always trended significantly below the County and State unemployment rates.



Principal Employers within the Town of Huntington

Rank	Name	Headquarters	Type of Business	Number of Employees
1	Huntington Hospital	Huntington	Hospital	2,100
2	Northport Veterans Affairs Medical Ctr	Northport	Healthcare	2,000
3	Newsday	Melville	Newspaper	1,800
4	Estee Lauder	Melville	Cosmetics	1,600
5	Western Suffolk BOCES	Huntington	Education	1,200
6	First Data	Melville	Credit Card	1,000
7	Marchon Eyewear	Melville	Healthcare	900
8	Town of Huntington	Huntington	Government	900
9	BAE	Greenlawn	Technology	750
10	Henry Shein	Melville	Medical Supplies	700

Town of Huntington Community Profile

Principal Taxpayers

Rank	Taxpayer	Nature of Business	Assessed Valuation	Percent of Total Assessed Valuation
1	LIPA/Keyspan Energy Corporation	Utility	\$ 37,239,550	11.23%
2	The Retail Property Trust	Real Estate	2,000,000	0.60%
3	Melville Industrial Associates	Office Building	922,000	0.28%
4	Huntington Quadrangle #1 Co.	Real Estate	850,000	0.26%
5	Reckson FS Limited Partnership	Commercial	801,465	0.24%
6	Verizon	Utility	779,487	0.24%
7	Tribune, LLC (Newsday)	Newspaper	551,000	0.17%
8	Avalon Bay Communities	Real Estate	532,400	0.16%
9	Estee Lauder	Cosmetics	494,750	0.15%
10	PD Long Island Hotel Associates LLC	Hotel	464,000	0.14%
Total			\$ 44,634,652	13.46%

Economic Outlook and Trends

Town of Huntington residents enjoy a high quality of life, reflected in high median incomes, low unemployment and crime rates, a strong public school system, and several cultural and natural recreation attractions. The Town's successes and its popularity as a suburb of New York City have also contributed to the challenges that are faced today, such as traffic congestion, high property taxes, and the need for more affordable housing—all of which need to be addressed to preserve the quality of life and to encourage future growth.

Long Island remains sluggish, showing nominal growth. Housing prices on Long Island are still bouncing along the bottom and home sales are continuing to decline. Foreclosures filings however have been declining, following the nationwide trend. The Town of Huntington's housing stock is reasonably priced and mortgage tax revenue has increased in 2013.

From a development perspective, the Town of Huntington is representative of a mature suburban community, with some capacity for new large-scale residential development. In the future, new residential housing will largely occur as fill-in developments within existing neighborhoods and on selected larger vacant parcels. It should be noted that, even under the current conditions, the Town continues to exhibit steady residential development that will ultimately provide a modest boost to the population and the tax base.

Town of Huntington Community Profile

The following represent examples of the Town's steady residential development:

- A multi-family project totaling 261 units was approved by the Planning Board on Deshon Drive in Melville in January 2013. Construction is scheduled to begin in the fall of 2013.
- Oheka Castle condominium project, totaling 190 luxury housing units was approved by the Town Board in 2012. Site plans have recently been submitted to the Planning Board for review and approval.
- Avalon Bay began construction in March 2013 of a 379 multi-family rental project in Huntington Station.

Commercial and industrial development expansion and improvement remains steady. Current commercial developments are as follows:

- Canon USA completed the first phase of its North/South American Corporate Headquarters in February 2013. This 680,000 square foot office and research building is currently in operation housing approximately 1,800 employees. The second phase of the project is anticipated to begin in 2015 and provide an additional 200,000 square feet of research and development space.
- Walt Whitman Mall construction of a 72,000 square foot expansion of retail and restaurant space is nearing completion.
- Renaissance Downtowns, Inc. proposed Development Strategy for the redevelopment of Huntington Station was approved by the Town Board in June 2013. The company is now in the process of completing plans for a 165 room hotel on a property next to the train station along with a number of other revitalization projects.
- Plans are under review for a 170,000 square foot mixed use office complex in Melville adjacent to the Canon complex.

All of these projects will not only stabilize the Town's commercial tax base but will spur secondary business throughout the Town.

Town of Huntington

Budget Process

Methodology

The preparation and adoption of both the Town of Huntington operating budget and capital budget is a priority setting process that occurs over several months with several milestones throughout that period of time.

Basis of Budgeting

Governmental Funds are budgeted using a modified accrual basis for budgeting. Revenues are considered to be available when collectible and expenditures are generally recorded when incurred. However, debt service is recognized when due and compensated balances are charged when paid.

Review

Early in the budget process, each department outlines functions and goals for the coming fiscal year and prepares a detailed estimate of revenue estimates and appropriation requests needed to accomplish those goals. A committee consisting of the Town Supervisor, Deputy Town Supervisor, Comptroller and the Deputy Comptroller reviews the requests. Upon completion of this review, budget estimates are compiled by the Audit & Control Department.

On or before the last day of September, the preliminary budget is presented to the Town Board. Copies of the preliminary budget are made available to the public and are posted on the Town's website.

Adoption

A formal public hearing on the budget is held in October to allow public input. Based on a review of the budget, the Comptroller will make revisions per the Town Board request to the preliminary budget. A final budget is prepared and submitted to the Town Board for adoption. By law, the Town Board must adopt a budget for the forthcoming year on or before the twentieth day of November.

Budget Amendments and Transfers

In accordance with the Town's Budget Policy, at any time during the fiscal year the Comptroller may authorize transfers in the operating budget of up to \$5,000 from one line to another. Budget transfers of more than \$5,000 require Town Board approval. All budget amendments require Town Board approval. The Comptroller is authorized to transfer funding for all vacant positions to the general contingency account for each fund and Town Board approval by resolution is required to reinstate, abolish, create or change positions. The Comptroller is authorized to transfer Capital Budget appropriations from one object code to another within the same project.

Tri-Sectional Reports

The Comprehensive Annual Financial Report is issued with year-end results. The Annual Budget for the forthcoming year includes a projection of the current years actual expenses as compared to the current year's budget. Tri-Sectional reports are issued in June and October providing updated budget projections for the current fiscal year. The Comprehensive Annual Financial Report (CAFR), is the final report for the year.

Town of Huntington Budget Process

Budget Calendar

<u>Date</u>	<u>Action</u>
June 27, 2013	<ul style="list-style-type: none"> • Budget preparation for the ensuing fiscal year begins • Budget materials distributed to Town Departments • On-line budget system open for Departments to submit on-line entries • Departmental Meetings Scheduled
July 19	<ul style="list-style-type: none"> • On-line budget requests, personnel request and revenue projections are submitted to the Comptroller's office
July 22-August 23	<ul style="list-style-type: none"> • Town Departments budget submissions are compiled • Departmental budget meetings are held with the Committee to review budget requests and revenue projections
August 28	<ul style="list-style-type: none"> • Final departmental budget review meeting with the Town Supervisor, Council Members, budget committee
July 22-September 30	<ul style="list-style-type: none"> • Comptroller's Office will finalize the preliminary budget, personal services budgets, capital budgets and departmental narratives, productivity and performance measures
September 30	<ul style="list-style-type: none"> • Preliminary Budget is submitted the Town Board and is filed with the Town Clerk • Public Hearing for the operating and capital budgets are scheduled by resolution • Public Hearings for any fee changes set by Town Code are scheduled by resolution • Public hearings to adopt the assessment rolls for the Huntington Sewer District and Centerport Sewer District are scheduled by resolution
October 15	<ul style="list-style-type: none"> • Town Board holds public hearings and reviews preliminary budget for ensuing fiscal year • Public Hearings for any fee changes set by Town Code are held • Public hearings to adopt the assessment rolls for the Huntington Sewer District and Centerport Sewer District are held
October 16-November 6	<ul style="list-style-type: none"> • Final budget revisions are made by the Comptroller's Office
November 7	<ul style="list-style-type: none"> • Town Board adopts the 2014 Operating and Capital Budget

Budget Overview



Town of Huntington

Executive Budget Summary

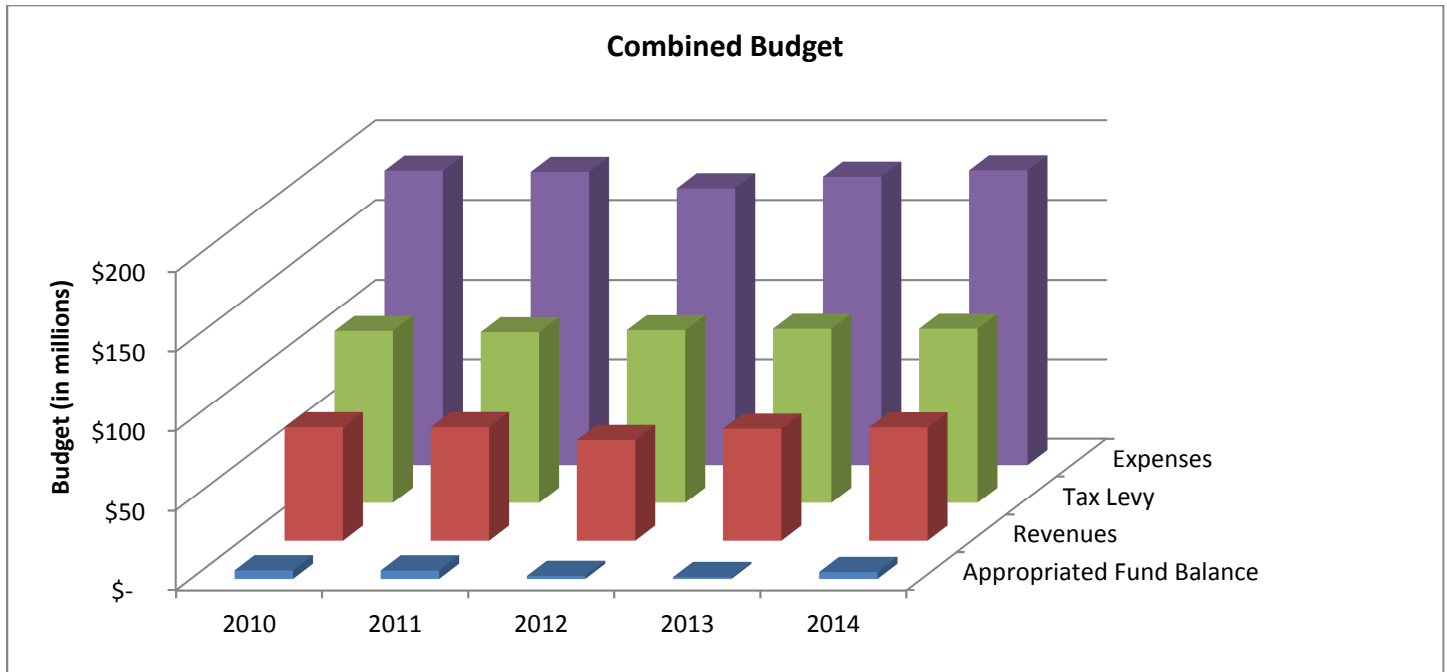
The challenge in developing Huntington's 2014 Budget was to maintain services at a time when revenues are stagnant and fixed costs, like employee pensions, health care commodity and energy cost are increasing. The Town's economic health depends in part on municipal government providing services that create an environment that attracts and keeps businesses prospering and residents who want to continue to make Huntington their home. It is a daunting task, particularly for an administration committed to low taxes, and required setting priorities. A summary of the Town's combined budget by functional service that outlines those priorities is provided below:

	2013 Budget	2014 Budget	\$ Change	% Change
<u>Revenues</u>				
General Fund	\$ 92,957,966	\$ 94,476,772	\$ 1,518,806	1.6%
Highway Fund	33,719,227	32,053,359	(1,665,868)	-4.9%
Consolidated Refuse Fund	24,139,778	24,546,480	406,702	1.7%
Part Town	9,478,180	10,241,693	763,513	8.1%
Business Improvement District	186,510	186,505	(5)	0.0%
Fire Protection	1,513,120	1,539,886	26,766	1.8%
Street Lighting	3,747,526	3,500,543	(246,983)	-6.6%
Commack Ambulance	585,324	598,925	13,601	2.3%
Huntington Community Ambulance	2,301,967	2,387,148	85,181	3.7%
Huntington Sewer	5,099,396	5,397,267	297,871	5.8%
Centerport Sewer	116,457	114,219	(2,238)	-1.9%
Waste Water Disposal	1,014,633	1,070,162	55,529	5.5%
Dix Hills Water District	5,261,039	4,840,837	(420,202)	-8.0%
Total Revenues	\$ 180,121,123	\$ 180,953,796	\$ 832,673	0.5%
<u>Expenses</u>				
General Fund	\$ 93,207,966	\$ 94,976,772	\$ 1,768,806	1.9%
Highway Fund	34,312,227	34,553,359	241,132	0.7%
Consolidated Refuse Fund	24,439,778	24,846,480	406,702	1.7%
Part Town	9,478,180	10,241,693	763,513	8.1%
Business Improvement District	186,510	186,505	(5)	0.0%
Fire Protection	1,513,120	1,539,886	26,766	1.8%
Street Lighting	3,747,526	4,000,543	253,017	6.8%
Commack Ambulance	585,324	598,925	13,601	2.3%
Huntington Community Ambulance	2,301,967	2,387,148	85,181	3.7%
Huntington Sewer	5,099,396	5,397,267	297,871	5.8%
Centerport Sewer	116,457	114,219	(2,238)	-1.9%
Waste Water Disposal	1,014,633	1,070,162	55,529	5.5%
Dix Hills Water District	5,261,039	5,340,837	79,798	1.5%
Total Expenses	\$ 181,264,123	\$ 185,253,796	\$ 3,989,673	2.2%
Appropriated Fund Balance	\$ 1,143,000	\$ 4,300,000	\$ 3,157,000	

Town of Huntington

Executive Budget Summary

The 2014 Operating Budget again demonstrates the Town Board's commitment to sound financial management practices that strives to produce a structurally balanced budget in all the major funds. Conservative budgeting of mortgage tax revenue, fully funding existing labor contracts and incorporating New York State's most recent pension and health insurance rate increases are the challenges of the budget this year.



Budget Highlights

The 2014 Budget was prepared on the modified accrual basis consistent with the Town's financial statements. In summary, the key components and challenges of the 2014 Operating Budget totaling \$185 million are as follows:

Financial Priorities

- Limit the property tax levy for the General Fund and the Consolidated Refuse District
- Town Services are maintained

Major Factors Impacting the Budget

- Increasing New York State Health Insurance Program rates.
- Funding the New York State Employee Retirement Services increases.
- Funding for collective bargaining contractual increases.

Actions

- All employees will contribute 10% of the cost for health insurance in 2014 that will contribute approximately \$1.1 million to the total cost of the healthcare costs.
- Increasing parking meter fees and aggressively enforcing parking rules through issuance of parking summonses.

Town of Huntington

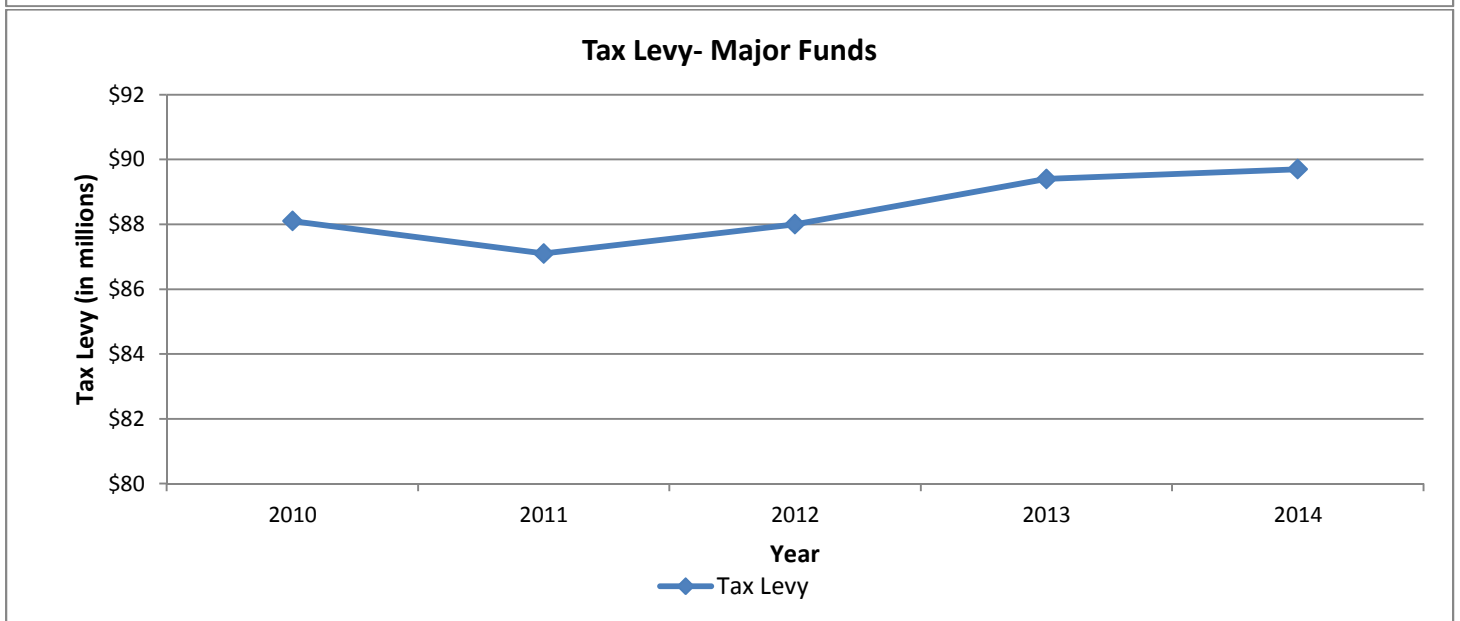
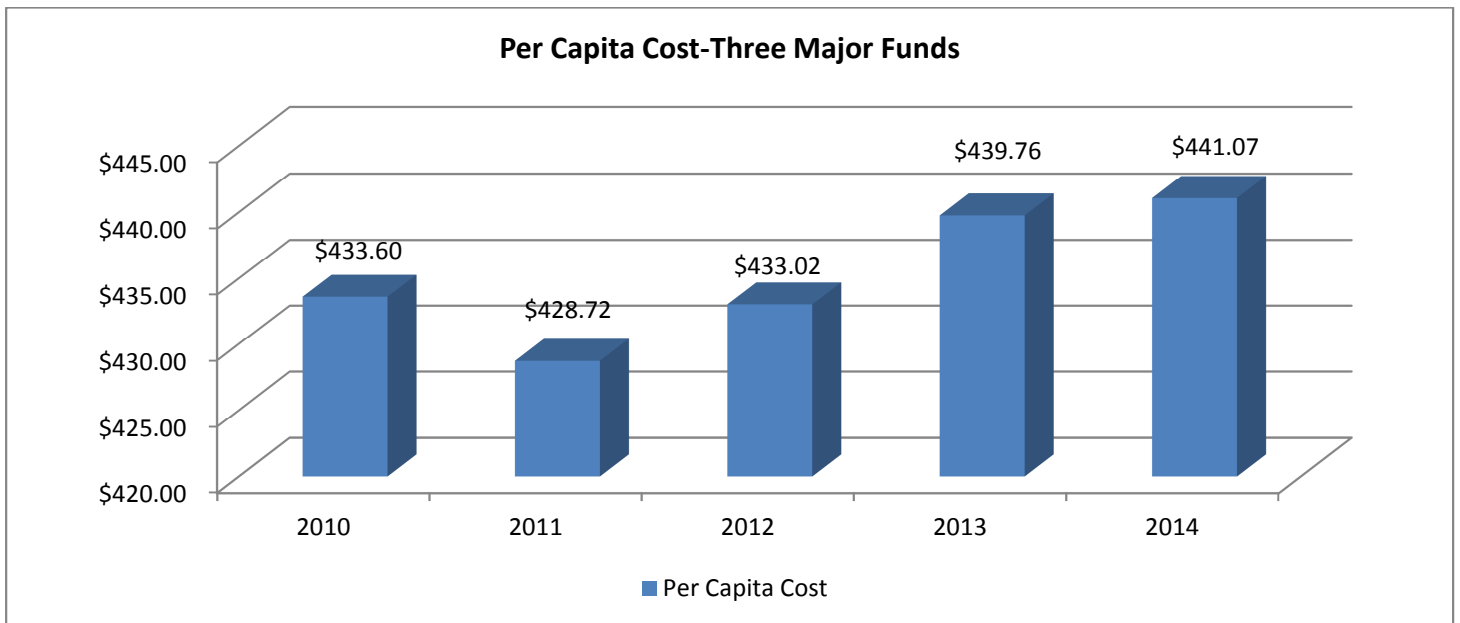
Executive Budget Summary

The Property Tax Levy for the General, Highway and Refuse District Funds

The Town has various taxing districts. However, the General Fund, Highway Fund and Refuse District Fund (“Three Major Funds”) provide the majority of revenue funding services to Town residents.

The 2014 tax levy for the Three Major Funds will increase slightly by \$265,000 or .3%. As a result of favorable weather conditions during the past winter and significant fund balance in the Highway Fund, it is possible and fiscally prudent to reduce the Highway Fund tax by 4.65%.

As a result of careful and conservative budgeting, the cost per-capita for the three major operating funds has either decreased or remains stable.



Town of Huntington

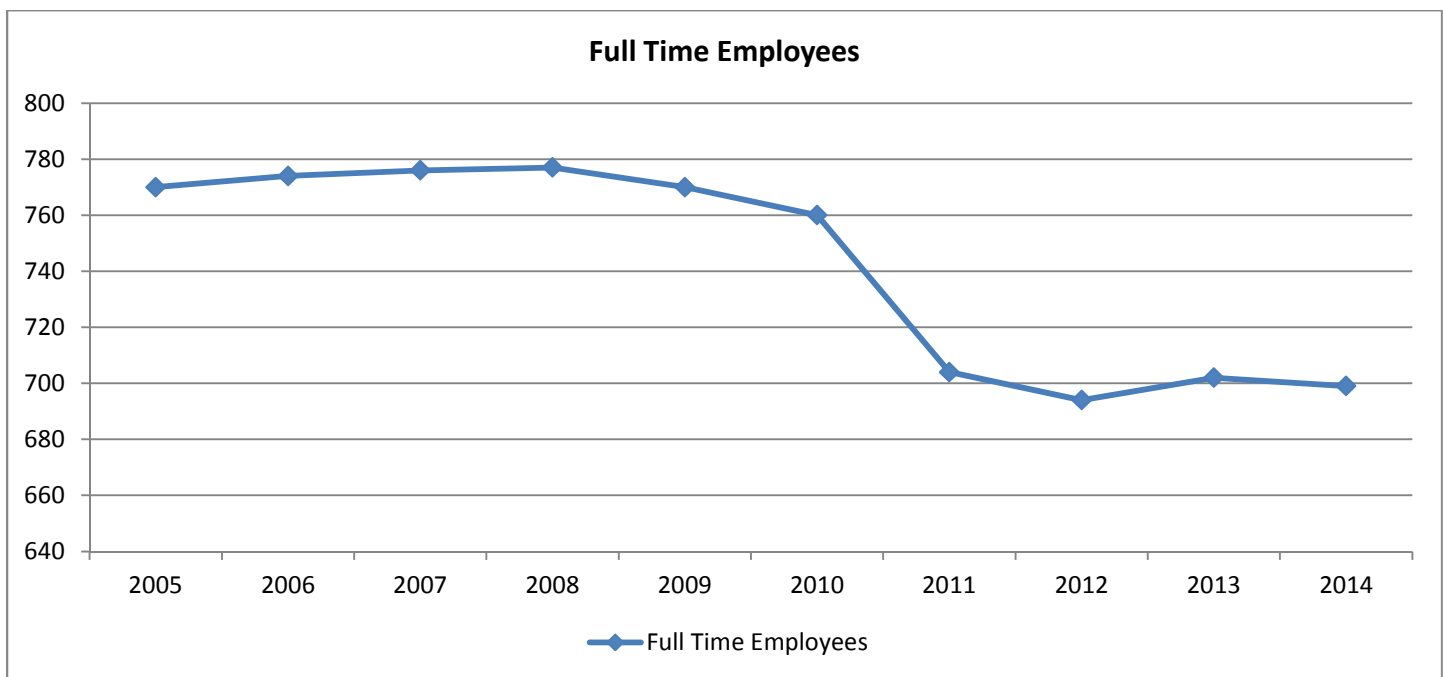
Executive Budget Summary

Staffing Levels

Staffing and its growth or contraction represents the single biggest influence on municipal budgets. Salaries and fringe benefits costs account for more than 50% of major fund expenditures and reducing staffing levels is one of the surest ways to achieve meaningful cost reductions.

The Town successfully negotiated with its two bargaining units (Local 342 and CSEA) in 2012, winning employee contributions to their health insurance costs of 10%. This concession will save Huntington approximately \$1.1 million in health insurance premiums this year. In addition to the bargaining units, all elected and appointed employees will be contributing as well.

The following graph shows the historical trend of the number of full-time employees.



Resource Recovery Funds

The Town constructed a waste-to-energy resource recovery facility in conjunction with the Town of Smithtown. The facility, which has been operating at full capacity since 1989, was financed through the issuance of \$176,550,000 in Industrial Development Bonds and refinanced in 1999. The outstanding debt on the facility was fully satisfied in 2012.

The debt service payments for the facility flowed through reserve accounts held by a third party trustee, who was contractually required to maintain a debt service reserve in the amount of 10% of the issue. These reserve accounts, which were accumulating interest since 1989 have been depleted in connection with the satisfaction of the resource recovery debt. The Town has extended its service agreement with Covanta until the year 2019.

Town of Huntington

Executive Budget Summary

Capital Projects and Debt Issuance

On September 12, 2013, the Town issued \$7.4 million in general obligation bonds. The Town Board made the conservative decision to defer and phase in funding for capital projects. Of the \$7.4 million in Town projects, \$3.6 million was for roadway rehabilitation; \$1 million for Tank 2 rehabilitation at the Dix Hills Water District; \$.7 million for parking lots; \$2.1 million for infrastructure, technology upgrades, building maintenance , and equipment purchases.

Health Insurance and New York State Employee Retirement Services Increases

The Town participates in the New York State Health Insurance Program (NYSHIP) and the New York State Employee Retirement Services (NYSERS) program that continues to increase the premiums for its participants at rates far exceeding inflation or growth in municipal revenues. This combination of big increases at a time of stagnant revenues places enormous pressure on the ability of municipalities to maintain balanced budgets.

NYSHIP provides municipalities with an anticipated range of rate increases for the forthcoming year. The recent trend has been for the State to increase rates by 5% to 13% annually. The 2014 budget reflects an anticipated increase of 10% for 2014 and appropriates \$17.8 million for payment of NYSHIP premiums payment.

NYSERS is projecting that the cost to the Town for retirement will be approximately 20.1% of salaries. The Town has appropriated \$9.6 million for the 2014 budget.

Long Range Financial Plan

The Town is in good financial standing and has weathered the prolonged economic downturn effectively through the strategic use of fund balances, implementation of cost cutting methods, deferred capital projects and reallocated available resources with little to no tax increases. We will continue to employ these strategies into the future while at the same time working towards our strategic goals. The speed with which we can achieve our goals will depend upon the economic recovery. We monitor our budgets continuously to identify significant variances and make budget amendments as necessary.

Fund Balances

The Town has adopted the Governmental Accounting Standards Board (GASB) Statement No. 54, Fund Balance Reporting and Governmental Fund Type Definitions (GASB-54) that define the different types of fund balances that a governmental entity must use for financial reporting purposes.

Non-spendable: Includes amounts that cannot be spent because they are either in a non-spendable form or legally or contractually required to be maintained intact. This includes fund balance related to inventories, prepaid, long-term loans, notes receivable and property held for resale (unless the proceeds are restricted, committed or assigned).

Restricted: Includes amounts that can be spent only for specific purposes stipulated by constitutional provisions, enabling legislation, or external resource providers such as creditors, grantors, contributors or laws/regulations of other governments. All of the reserves of fund balance established by the Town allowed by law meet these criteria.

Town of Huntington

Executive Budget Summary

Committed: Includes amounts that can be used only for the specific purposes pursuant to constraints imposed by a formal action of the Town Board, the Town's highest level of decision-making authority. These constraints can only be removed by the same formal action of the Town Board.

Unassigned: Includes the residual classification of the Town's General fund and includes all spendable amounts not contained in other classifications.

The strategic use of fund balances is a standard municipal budgeting practice for stabilizing operating budgets year-to-year. Savings achieved in good times are set-aside in fund balances to minimize the need for tax increases during economically challenging times. The Town's Fund Balance Policy requires that all reasonable efforts be made to maintain the General Fund Balance at 10% of its operating budget.

Unassigned Fund Balance Variances

Comparative Analysis: FY 2012 and FY2013

	Unassigned Fund Balance @ 12/31/12	Estimated 2013 Closing Fund Balance	Change in Unassigned Fund Balance	% Change
General Fund	11,435,795	9,903,005	(1,532,790)	-13.4%
Highway Fund	7,402,477	4,956,613	(2,445,864)	-33.0%
Consolidated Refuse Fund	1,784,864	1,546,770	(238,094)	-13.3%
Part Town	528,073	603,177	75,104	14.2%
Business Improvement District	-	-	-	0.0%
Fire Protection	65,890	69,987	4,097	6.2%
Street Lighting	2,292,226	2,644,282	352,056	15.4%
Commack Ambulance	11,626	12,444	818	7.0%
Huntington Community Ambulance	15,213	19,547	4,334	28.5%
Huntington Sewer	169,807	181,188	11,381	6.7%
Centerport Sewer	98,201	103,335	5,134	5.2%
Waste Water Disposal	311,217	236,660	(74,557)	-24.0%
Dix Hills Water District	2,982,729	2,479,094	(503,635)	-16.9%
	27,098,118	22,756,102	(4,342,016)	-16.0%

The General Fund balance is projected to decrease as a result of appropriating \$.5 million for the 2014 budget and \$1 million for various capital projects in lieu of bonding for the 2013 budget. The Highway fund, Consolidated Refuse Fund, and Dix Hills Water District are projected to have decreases in their unassigned fund balances due to appropriations being made for the 2014 budget.

Town of Huntington

Executive Budget Summary

Fund Summaries

General Fund

The General Fund is made up of services that are provided to all Town residents. They include: Administrative, Assessment, Tax Collection, Town Clerk, Engineering Services, General Services, Open Space, Maritime Services, Public Safety, Bus Operations, Parks and Recreation Department, Human Services, Waste Management Administration and Youth Services.

The 2014 General Fund Budget is balanced. The budget total is approximately \$95 million including the Environmental Open Space Bond. This is an increase of \$1.8 million or 1.9% from the 2013 budget.

The General Fund has a few recurring sources of revenue, including the Property Tax, the Town's share of Mortgage Tax proceeds, Interest on Investment, which has declined precipitously since the recession took hold and Fees charged by certain Town departments for services. Fees are reviewed annually based on the cost of delivery and comparison with fees charged by neighboring Towns.

Revenue streams have increased slightly from better economic conditions. Property Taxes account for \$36.5 million or 38.4% of the revenue in the General Fund. The Town still faces revenue challenges in 2014 are increasing continued decline of interest revenue as rates remain historically low and municipal investment options are limited by law. The General Fund includes increased parking metered fees and higher fines for parking violations. The parking meter fees will increase from \$.25 to \$1.00 and additional meters will be installed at selected Town parking facilities that will generate an additional \$1.5 million in new revenue.

The 2014 budget for General Fund expenses is \$95 million. The most significant pressures on the General fund budget include the cost of the annual New York State Retirement Services contribution and a projected health insurance increase of 10%. Together, these expenses account for the majority of the increase in the General Fund Budget.

Highway

The Highway Fund is used for the maintenance and repair of over 800 miles of streets, roads, right-of-ways and drainage systems in the unincorporated areas of Town (those not located in one of Huntington's four villages)

The 2014 Highway Budget of \$34.5 million is balanced and represents a slight increase in expenses of approximately \$.2 million or .7% from the 2013 budget.

Total budgeted revenue in the Highway budget is \$2.7 million. The revenues consist of State Aid of \$1.3 million, \$.7 million of reserves, and the balance from various other sources. The Highway Fund has an ample unassigned fund balance and it will be used to stabilize the overall tax burden on Town residents. Property Taxes are decreasing by \$1.4 million in 2014 to \$29.4 million.

Consolidated Refuse District

The Consolidated Refuse District provides sanitation, recycling and yard-waste collection for residents that do not live in a village.

The 2014 Consolidated Refuse District Budget is balanced. The Budget total is \$24.8 million. This is an increase of \$.4 million or 1.7% from the 2013 Budget.

Town of Huntington

Executive Budget Summary

Total budgeted revenue in the Consolidated Refuse District is \$773,000. Property Taxes account for \$23.4 or approximately 94% of the revenue in the fund. Revenue generated from recyclables has increased slightly but otherwise all revenues have remained steady.

The most significant cost increases on the Consolidated Refuse District fund budget are higher disposal costs under the Town's service agreement with COVANTA. The theme running throughout the Budget of higher projected health insurance premium and New York State pension system contributions accounts for much of the remainder.

Part Town

The Part Town Fund is made up of services that are provided to Town residents who reside outside of the town's four incorporated villages, including Transportation and Traffic Safety, Fire Prevention Services, Zoning and Building Inspections, and Planning.

Total budgeted revenues in the Part Town Fund are \$6 million. Revenue streams are limited in the Part Town Fund. Property Taxes account for \$4.2 million or 41% of the revenue in the fund. Building Department fees of \$3.8 million represent 63% of the total revenue and have increases from the 2013 budget as a result of the stabilizing real estate market. All other fees have remained steady.

Total expenses in the Part Town Fund are \$10.2 million, an increase of \$.8 million from the 2013 Budget. Most of this increase is attributable to contractual increases with the bargaining units and rising costs of healthcare and retirement. However, these increases have been offset by increased Building Department fees.

Special Funds

All other Funds including Fire Protection, Street Lighting, Commack Ambulance, Huntington Community Ambulance, Huntington Sewer, Centerport Sewer, Waste Water Disposal and the Dix Hills Water District are considered special funds

The 2014 Special Funds appropriations total \$20.4 million, an increase of \$.8 million. The most significant cost increases in the Special Funds budget include the contractual cost of funding the ambulance districts that ensure the health and safety of Town residents, the annual New York State Retirement Services and health insurance.

Total budgeted revenue in the Special Funds is \$3.8 million, which remains virtually unchanged from the 2013 budget. Revenue streams are limited in the Special Funds. Property Taxes for Special Funds amount to \$15.6 million, which is a decrease of \$.2 million from the 2013 budget. The decrease is attributable to the use of excess unassigned fund balance in the Special Funds.

Financial Summaries



Town of Huntington
2014 Budget
Appropriations and Revenue Summary

Fund	Fund Name	Appropriations	Revenues	Appropriated Fund Balance
A	General Fund	\$ 94,976,772	\$ 57,991,054	\$ 500,000
DB	Highway Fund	34,553,359	2,659,965	2,500,000
SR	Consolidated Refuse Fund	24,846,480	772,898	300,000
B	Part Town	10,241,693	6,050,856	-
CB	Business Improvement Districts	186,505	5	-
SF1	Fire Protection	1,539,886	5,000	-
SL	Street Lighting	4,000,543	51,000	500,000
SM1	Commack Ambulance	598,925	47,800	-
SM2	Huntington Comm. Ambulance	2,387,148	8,300	-
SS1	Huntington Sewer	5,397,267	504,801	-
SS2	Centerport Sewer	114,219	500	-
SS3	Waste Water Disposal	1,070,162	1,070,162	-
SW1	Dix Hills Water District	5,340,837	2,104,750	500,000
Grand Total All Funds		\$ 185,253,796	\$ 71,267,091	\$ 4,300,000

* General Fund Includes Open Space.

Town of Huntington
2014 Budget
Appropriations and Revenue Summary

Fund	Fund Name	2014 Tax Levy	2013 Tax Levy	Percent Change in Tax Levy
A	General Fund	\$ 36,485,718	\$ 35,191,148	3.68% *
DB	Highway Fund	29,393,394	30,825,862	-4.65%
SR	Consolidated Refuse Fund	23,773,582	23,370,653	1.72%
B	Part Town	4,190,837	4,227,464	-0.87%
CB	Business Improvement Districts	186,500	186,500	0.00%
SF1	Fire Protection	1,534,886	1,512,120	1.51%
SL	Street Lighting	3,449,543	3,706,826	-6.94%
SM1	Commack Ambulance	551,125	538,174	2.41%
SM2	Huntington Comm. Ambulance	2,378,848	2,297,767	3.53%
SS1	Huntington Sewer	4,892,466	4,578,695	6.85%
SS2	Centerport Sewer	113,719	115,957	-1.93%
SS3	Waste Water Disposal	-	-	0.00%
SW1	Dix Hills Water District	2,736,087	3,135,539	-12.74%
Grand Total All Funds		\$ 109,686,705	\$ 109,686,705	0.00%

* General Fund Includes Open Space.

Town of Huntington
Combined Budgets - All Funds by Function
For Fiscal Years Ending December 31, 2014

	Actual 2012	Budget 2013	Projected 2013	Budget 2014
Funding Sources:				
Program revenue and debt proceeds:				
General Government	\$ 16,369,638	\$ 14,674,872	\$ 15,100,172	\$ 15,060,929
Public Safety	1,317,625	3,576,000	2,701,000	3,639,000
Health	392,110	484,865	484,865	554,473
Transportation	16,252,845	3,158,435	8,351,342	2,672,350
Economic Assistance and Opportunity	564,822	467,400	521,742	559,723
Culture and Recreation	9,195,754	9,202,127	9,281,494	9,358,742
Home and Community Services	23,132,288	25,508,385	25,684,053	26,701,475
Interfund Service Charges	4,912,879	4,277,915	4,280,685	4,158,387
Unallocated Revenue	115,830,978	117,336,560	117,339,935	116,709,717
Appropriated Fund Balance	-	9,769,148	9,732,857	5,839,000
Total Funding Sources	\$ 187,968,939	\$ 188,455,707	\$ 193,478,145	\$ 185,253,796

Funding Uses:

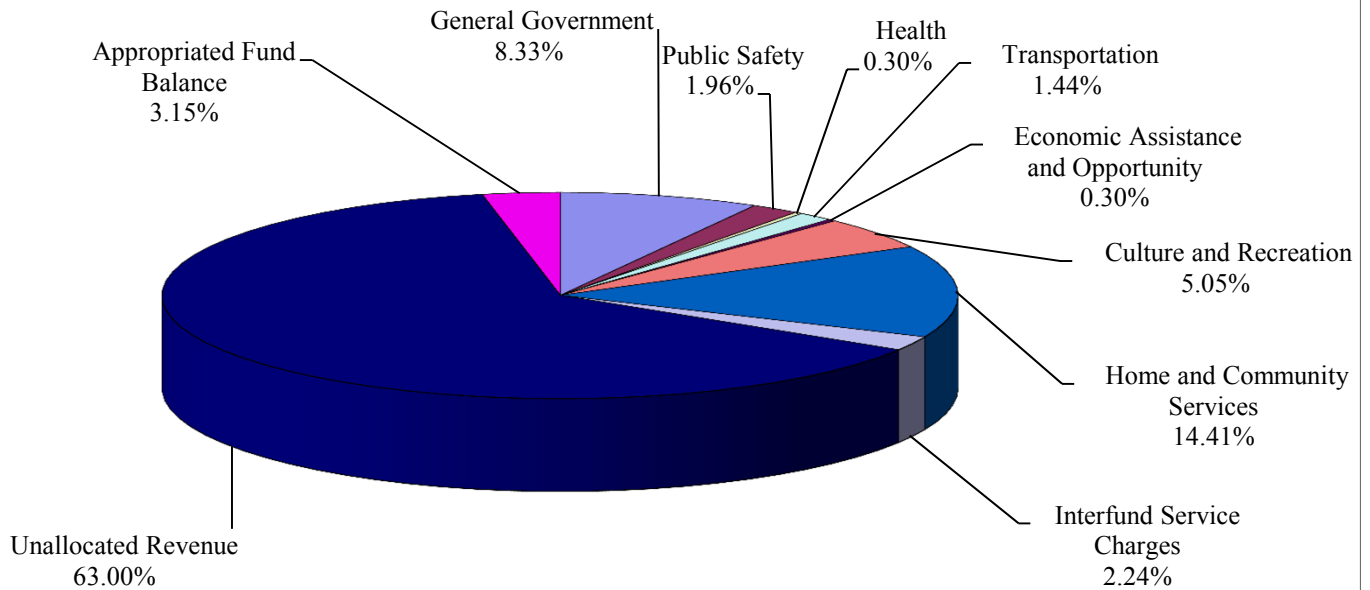
Program Expenditures:

General Government	\$ 34,448,744	\$ 35,222,567	\$ 34,356,400	\$ 36,877,716
Public Safety	12,758,104	10,964,007	11,038,031	11,775,727
Health	3,704,759	3,896,003	3,891,643	4,024,594
Transportation	48,722,988	36,741,072	40,522,338	36,568,224
Economic Assistance and Opportunity	2,952,684	2,873,794	2,864,145	3,058,965
Culture and Recreation	17,526,372	17,321,122	17,278,511	17,987,935
Home and Community Services	46,419,639	54,599,048	54,024,769	56,864,768
Debt Service Transfers	13,919,246	13,898,010	13,898,010	13,937,480
Interfund Transfers	4,605,940	14,121,139	14,112,362	4,158,387
Total Funding Uses	\$ 185,058,476	\$ 189,636,762	\$ 191,986,209	\$ 185,253,796

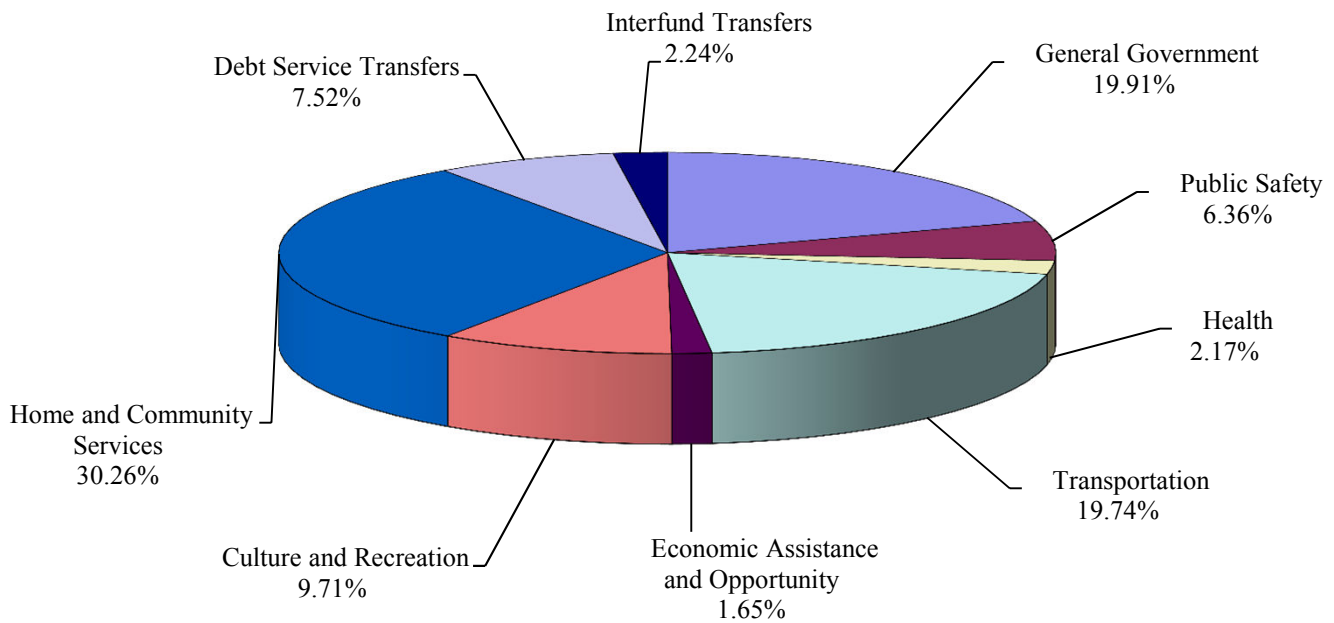
1. The 2013 revised budget includes prior year encumbrances funded by the Reserve for Encumbrances.

**Town of Huntington
Combined Budgets - All Funds by Function
For Fiscal Years Ending December 31, 2014**

2014 PROGRAM REVENUE



2014 PROGRAM EXPENDITURES



Town of Huntington
Combined Annual Budgets-By Object and Source
For Fiscal Years Ending December 31, 2014

Actual 2012	Budget 2013	Projected 2013	Budget 2014
------------------------	------------------------	---------------------------	------------------------

Funding Sources:

Revenues and debt proceeds:

Property Taxes	\$ 109,248,193	\$ 109,806,705	\$ 110,029,882	\$ 109,806,705
Other real property tax items	360,204	337,160	337,160	468,805
Non-property tax items	3,962,886	4,036,701	4,036,701	4,070,638
Departmental Income	34,406,490	39,391,718	38,279,236	40,789,363
Intergovernmental charges	232,158	142,491	142,491	135,602
Use of money and property	2,012,253	1,481,434	1,410,799	1,409,700
Licenses and Permits	1,594,776	2,575,966	1,962,000	1,958,200
Fines and Forfeitures	760,548	936,000	1,361,000	1,483,000
Sale of property and compensation for loss	840,837	1,229,900	1,254,900	793,700
Miscellaneous	1,236,763	2,185,980	2,270,600	1,942,556
State Aid	12,655,668	11,347,571	12,055,370	11,545,118
Federal Aid	15,745,283	937,018	6,321,464	853,022
Interfund Revenues	4,912,879	4,277,915	4,280,685	4,158,387
Appropriated Fund Balance	-	9,769,148	9,732,857	5,839,000
Total Funding Sources	\$ 187,968,938	\$ 188,455,707	\$ 193,475,145	\$ 185,253,796

Funding Uses:

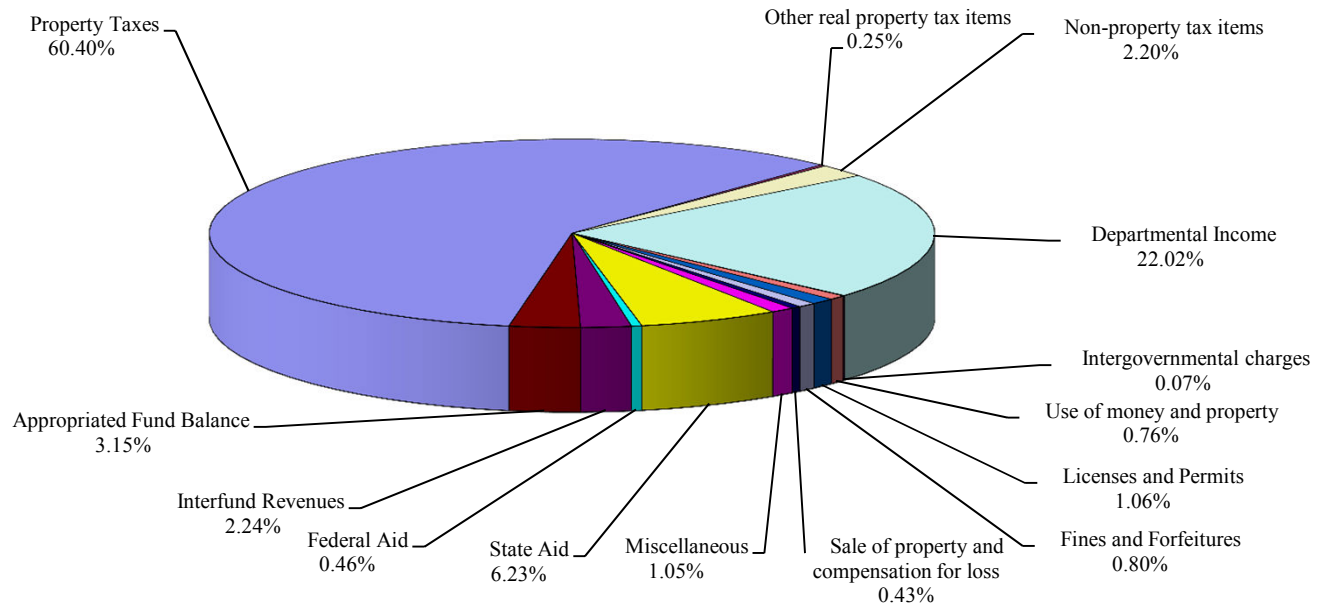
Expenditures:

Salary and wages	\$ 57,681,359	\$ 55,793,811	\$ 55,689,532	\$ 57,541,958
Employee benefits and taxes	38,938,456	36,052,584	35,340,336	39,475,503
Contractual, Materials and Supplies	66,882,549	66,459,579	70,072,309	65,832,303
Debt Principal	10,654,322	10,719,217	10,719,217	10,904,600
Debt Interest	3,264,924	3,178,793	3,178,793	3,032,880
Equipment	3,029,704	3,309,137	2,943,772	4,305,665
Interfund Transfers	4,607,161	14,123,639	14,121,139	4,160,887
Total Funding Uses	\$ 185,058,475	\$ 189,636,760	\$ 192,065,098	\$ 185,253,796

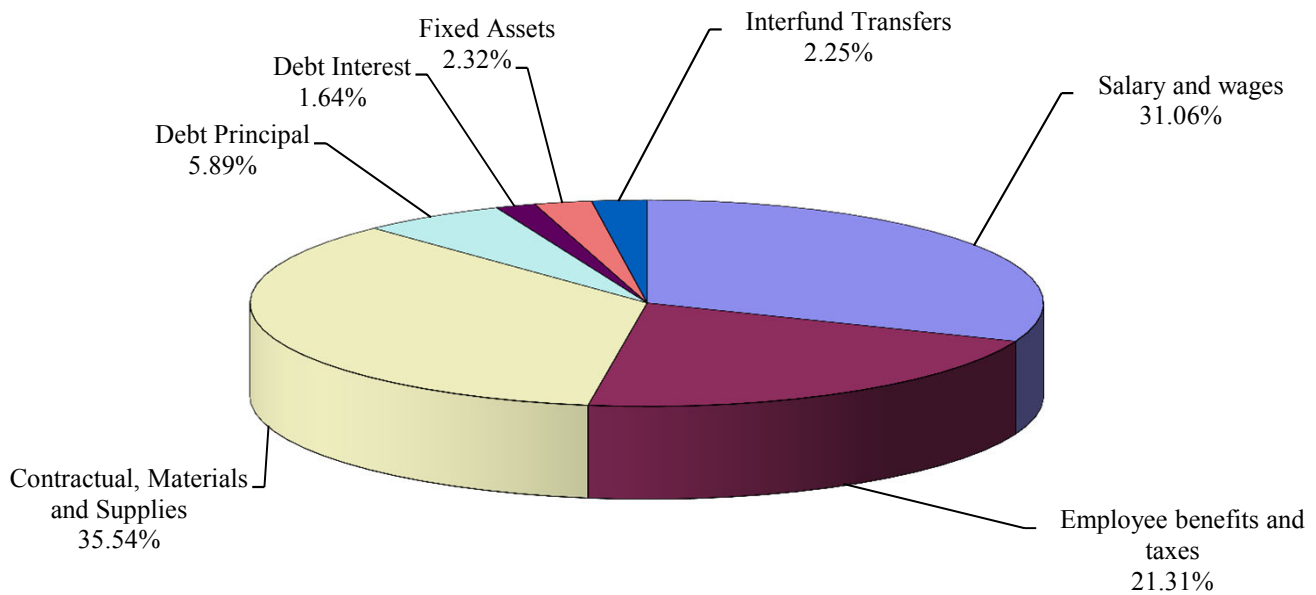
1. The 2013 revised budget includes prior year encumbrances funded by the Reserve for Encumbrances.

Town of Huntington
Combined Annual Budgets-By Object and Source
For Fiscal Years Ending December 31, 2014

2014 REVENUE BY SOURCE



2014 EXPENDITURES BY OBJECT



Town of Huntington
Combining Annual Budgets-All Funds by Function
For Fiscal Years Ending December 31, 2014

	General Fund	Part Town Fund	Consolidated Refuse Fund	Highway Fund
Funding Sources:				
Program revenue and debt proceeds:				
General Government	\$ 10,680,973	\$ 4,357,956	\$ -	\$ -
Public Safety	3,273,000	366,000	-	-
Health	354,473	200,000	-	-
Transportation	1,228,085	-	-	1,444,265
Economic Assistance and Opportunity	559,723	-	-	-
Culture and Recreation	9,358,742	-	-	-
Home and Community Services	21,960,177	938,000	518,698	-
Interfund Service Charges	4,138,963	-	-	-
Unallocated Revenue	42,264,636	4,289,737	23,950,782	29,895,094
Appropriated Fund Balance	1,158,000	90,000	377,000	3,214,000
Total Funding Sources	\$ 94,976,772	\$ 10,241,693	\$ 24,846,480	\$ 34,553,359

Funding Uses:				
Program Expenditures:				
General Government	\$ 33,261,411	\$ 3,267,366	\$ 62,520	\$ 234,022
Public Safety	7,126,229	3,202,009	-	-
Health	836,183	380,070	-	-
Transportation	6,585,455	-	-	26,526,595
Economic Assistance and Opportunity	3,058,965	-	-	-
Culture and Recreation	17,987,935	-	-	-
Home and Community Services	22,064,691	3,252,453	22,703,466	-
Debt Service Transfers	4,047,486	139,795	176,356	7,792,742
Interfund Transfers	8,417	-	1,904,138	-
Total Funding Uses	\$ 94,976,772	\$ 10,241,693	\$ 24,846,480	\$ 34,553,359

Town of Huntington
Combining Annual Budgets-All Funds by Function
For Fiscal Years Ending December 31, 2014

	Total	Special	Total
	Major Funds	Revenue	All Funds
		Funds	
Funding Sources:			
Program revenue and debt proceeds:			
General Government	\$ 15,038,929	\$ 22,000	\$ 15,060,929
Public Safety	3,639,000	-	3,639,000
Health	554,473	-	554,473
Transportation	2,672,350	-	2,672,350
Economic Assistance and Opportunity	559,723	-	559,723
Culture and Recreation	9,358,742	-	9,358,742
Home and Community Services	23,416,875	3,284,600	26,701,475
Interfund Service Charges	4,138,963	19,424	4,158,387
Unallocated Revenue	100,400,249	16,309,468	116,709,717
Appropriated Fund Balance	4,839,000	1,000,000	5,839,000
Total Funding Sources	\$ 164,618,304	\$ 20,635,492	\$ 185,253,796

Funding Uses:			
Program Expenditures:			
General Government	\$ 36,825,319	\$ 52,397	\$ 36,877,716
Public Safety	10,328,238	1,447,489	11,775,727
Health	1,216,253	2,808,341	4,024,594
Transportation	33,112,050	3,456,174	36,568,224
Economic Assistance and Opportunity	3,058,965	-	3,058,965
Culture and Recreation	17,987,935	-	17,987,935
Home and Community Services	48,020,610	8,844,158	56,864,768
Debt Service Transfers	12,156,379	1,781,101	13,937,480
Interfund Transfers	1,912,555	2,245,832	4,158,387
Total Funding Uses	\$ 164,618,304	\$ 20,635,492	\$ 185,253,796

Town of Huntington
Combining Annual Budgets-By Object and Source
For Fiscal Years Ending December 31, 2014

	General	Consolidated	
	Fund	Refuse	Highway
		District	Fund
Funding Sources:			
Revenues and debt proceeds:			
Property Taxes	\$ 36,505,718	\$ 23,773,582	\$ 29,393,394
Other real property tax items	337,000	1,000	55,700
Non-property tax items	3,925,937	-	-
Departmental Income	32,971,333	9,040	-
Intergovernmental charges	125,944	9,658	-
Use of money and property	890,900	71,200	90,000
Licenses and Permits	973,200	-	100,000
Fines and Forfeitures	1,483,000	-	-
Sale of property and compensation for loss	280,700	500,000	13,000
Miscellaneous	1,154,518	105,000	351,000
State Aid	10,178,537	-	1,336,265
Federal Aid	853,022	-	-
Interfund Revenues	4,138,963	-	-
Appropriated Fund Balance	1,158,000	377,000	3,214,000
Total Funding Sources	\$ 94,976,772	\$ 24,846,480	\$ 34,553,359

Funding Uses:

Expenditures:

Salary and wages	\$ 32,739,069	\$ 3,840,808	\$ 11,937,733
Employee benefits and taxes	20,768,265	2,680,756	8,891,497
Contractual, Materials and Supplies	35,660,385	16,244,422	3,903,122
Debt Principal	3,153,729	126,859	6,119,240
Debt Interest	893,757	49,497	1,673,502
Equipment	1,753,150	-	2,028,265
Interfund Transfers	8,417	1,904,138	-
Total Funding Uses	\$ 94,976,772	\$ 24,846,480	\$ 34,553,359

Town of Huntington
Combining Annual Budgets-By Object and Source
For Fiscal Years Ending December 31, 2014

	Total Major Funds	Part Town Fund	Special Revenue Funds	Total All Funds
Funding Sources:				
Revenues and debt proceeds:				
Property Taxes	\$ 89,672,694	\$ 4,190,837	\$ 15,943,174	\$ 109,806,705
Other real property tax items	393,700	35,400	39,705	468,805
Non-property tax items	3,925,937	-	144,701	4,070,638
Departmental Income	32,980,373	4,787,140	3,021,850	40,789,363
Intergovernmental charges	135,602	-	-	135,602
Use of money and property	1,052,100	23,000	334,600	1,409,700
Licenses and Permits	1,073,200	885,000	-	1,958,200
Fines and Forfeitures	1,483,000	-	-	1,483,000
Sale of property and compensation for loss	793,700	-	-	793,700
Miscellaneous	1,610,518	200,000	132,038	1,942,556
State Aid	11,514,802	30,316	-	11,545,118
Federal Aid	853,022	-	-	853,022
Interfund Revenues	4,138,963	-	19,424	4,158,387
Appropriated Fund Balance	4,749,000	90,000	1,000,000	5,839,000
Total Funding Sources	\$ 154,376,611	\$ 10,241,693	\$ 20,635,492	\$ 185,253,796
Funding Uses:				
Expenditures:				
Salary and wages	\$ 48,517,610	\$ 5,477,257	\$ 3,547,091	\$ 57,541,958
Employee benefits and taxes	32,340,518	3,971,045	3,163,940	39,475,503
Contractual, Materials and Supplies	55,807,929	651,346	9,373,028	65,832,303
Debt Principal	9,399,828	98,663	1,406,109	10,904,600
Debt Interest	2,616,756	41,132	374,992	3,032,880
Equipment	3,781,415	2,250	522,000	4,305,665
Interfund Transfers	1,912,555	-	2,248,332	4,160,887
Total Funding Uses	\$ 154,376,611	\$ 10,241,693	\$ 20,635,492	\$ 185,253,796

**Town of Huntington
2014 Budget
Fund Balance Summary**

Fund Code	Fund Name	2012 Ending Unreserved Fund Balance	Estimated 2013 Expenditures	Estimated 2013 Revenues	Appropriated Fund Balance *	Prior Year Encumbrances	Estimated 2013 Closing Fund Balance
A	General Fund	\$ 11,435,795	\$ 98,523,189	\$ 97,799,011	\$ 1,500,823	\$ 692,211	\$ 9,903,005
DB	Highway Fund	7,402,477	39,889,432	40,616,597	3,376,000	202,971	4,956,613
SR	Consolidated Refuse Fund	1,784,864	24,450,623	24,617,778	440,000	34,751	1,546,770
	<i>Sub-total Major Funds:</i>	20,623,136	162,863,244	163,033,386	5,316,823	929,933	16,406,388
B	Part Town	528,073	9,474,044	9,495,042	-	54,106	603,177
CB	Business Improvement Districts	0	186,625	186,625	-	0	0
SF1	Fire Protection	65,890	1,513,120	1,517,217	-	0	69,987
SL	Street Lighting	2,292,226	3,327,169	4,085,596	500,000	93,629	2,644,282
SM1	Commack Ambulance	11,626	585,324	586,142	-	0	12,444
SM2	Huntington Comm. Ambulance	15,213	2,301,967	2,306,301	-	0	19,547
SS1	Huntington Sewer	169,807	5,093,282	5,097,052	-	7,611	181,188
SS2	Centerport Sewer	98,201	111,666	116,441	-	359	103,335
SS3	Waste Water Disposal	311,217	1,244,998	1,406,546	240,000	3,895	236,660
SW1	Dix Hills Water District	2,982,729	5,363,775	5,647,912	887,291	99,519	2,479,094
	<i>Sub-total Special Districts:</i>	5,946,909	19,727,926	20,949,832	1,627,291	205,013	5,746,537
Grand Total All Funds		\$ 27,098,118	\$ 192,065,214	\$ 193,478,260	\$ 6,944,114	\$ 1,189,052	\$ 22,756,102

* Includes 2013 appropriations during the fiscal year and 2014 budgeted appropriations.

** The Board of Trustees Fund is combined with the General Fund in compliance with GASB 54.

Town of Huntington

Revenue Definitions and Forecast Methodology

The purpose of providing the methods for forecasting revenues is to validate the forecast over time and to utilize the information in making future forecasts. The following assumptions and methods were used to formulate the revenues in the 2014 Budget:

Revenue Source	Definition	Forecast Methodology
Property Taxes-Advalorem	Property Tax is based on value of real property. The assessed value of each parcel less exemptions is the taxable value. Advalorem property taxes are based on the taxable value	Property taxes are calculated by multiplying the taxable value (tax roll) of all properties in the Town by the rate of taxation or rate per \$1,000 of assessed valuation.
Departmental Income	Income generated by each department's operations that are not fee or fine based	Historical trend analysis adjusted for any rate increases
Mortgage Tax Revenue	New York State imposes a tax on the privilege of recording a mortgage on real property located within the state a portion of which is provided to local governments	Historical trend analysis based on housing sale trends
Franchise Fee Revenue	5% of gross revenues derived from the operation of the cable system for the provision of cable services	Historical trend analysis
Interest and Earnings	Revenue derived from the investment of cash balances. The Town maximizes cash flow whenever possible to generate interest earnings.	Historical trend analysis adjusted for rate changes
Licenses and Permits	Building and engineering permits, animal licenses, bingo permits, parking permits, mooring permits, filming permits, GIS fees, accessory apartment permits and sign permits	Historical trend analysis
Fines and Forfeitures	Settlement of cases taken to court.	Historical trend analysis
Miscellaneous	Revenues that do not fit into any one of the other revenue categories and includes sale of property	Historical trend analysis
Federal and State Aid	Funding provided by the Federal and State government based on allocations for bus operations, youth services, energy efficiency programs, nutrition programs	Historical trend analysis adjusted for any Federal/State funding allocation modifications
Interfund Revenues	Allocation of common costs	Allocation of common costs based on the 2014 budget costs

Town of Huntington Major 2014 Revenue Sources

The Town of Huntington's primary source of revenue is the local real property tax. Charges and fees assessed by town departments is a distant second. Other sources include the mortgage tax, franchise revenue, state aid, federal aid and interest revenue. In 2014, the total budgeted revenue for all funds is \$185,253,796, which includes the use of fund and reserve balances and transfers between funds. All funds are balanced. Therefore, total revenues equal total expenses.

Property Tax	\$ 109,608,397	\$ 110,143,865	\$ 110,367,042	\$ 110,275,510	60%	0.1%
Departmental Income	34,406,491	39,391,718	38,282,236	40,789,363	22%	3.5%
Non-Property Tax Items	3,962,886	4,036,701	4,036,701	4,070,638	2%	0.8%
Intergovernmental Charges	232,159	142,491	142,491	135,602	0%	-4.8%
Use of Money and Property	2,012,252	1,481,434	1,410,798	1,409,700	1%	-4.8%
Licenses and Permits	1,594,777	2,575,966	1,962,000	1,958,200	1%	-24.0%
Fines and Forfeitures	760,548	936,000	1,361,000	1,483,000	1%	58.4%
Sale of Property/Loss Compensation	840,837	1,229,900	1,254,900	793,700	0%	-35.5%
Federal and State Aid	28,400,951	12,284,589	18,376,834	12,398,140	7%	0.9%
Interfund Revenues	4,912,879	4,281,319	4,280,685	4,158,387	2%	-2.9%
Miscellaneous	1,236,764	2,185,980	2,270,600	1,942,556	1%	-11.1%
Appropriated Fund Balance/Reserves	-	9,765,743	9,732,857	5,839,000	3%	-40.2%
Total Funding Sources	\$ 187,968,941	\$ 188,455,706	\$ 193,478,144	\$ 185,253,796	100%	-1.7%

Real estate sales are on the rise and mortgage tax is showing signs of improvement. Mortgage tax is expected to come in over budget for 2013 and has been increased to \$7.5 million for the 2014 budget.

Departmental income in the 2014 budget is \$1.4 million more than the 2013 budget as a result of anticipated increased fees. In addition, the Town has started implementing a muni meter system in the village and the train stations. The Town is also planning to increase parking meter fees.

Franchise revenue is trending higher as Cablevision and Verizon installations have been growing, generating additional revenue for the Town and Verizon FIOS has increased fees. The Town has a ten year franchise agreement with each of the providers due to expire in 2015 and 2016 respectively.

Property Tax

The property tax is the largest and most important revenue source for the Town. As the default revenue source, it must cover all expenses that cannot be funded by other sources. Property taxes are a function of the Town's revenue needs, assessed values of properties within the Town and the equalization rate set by New York State.

The Town Assessor determines the value of each parcel of taxable real property within the town. The total value of all of the taxable properties (minus exemptions) becomes the tax base from which the revenue required by the town must be obtained. The tax rate is calculated by dividing the revenue required by the total assessed valuation of all taxable properties. Each owner is taxed based on his proportion of the total tax base.

Town of Huntington Major 2014 Revenue Sources

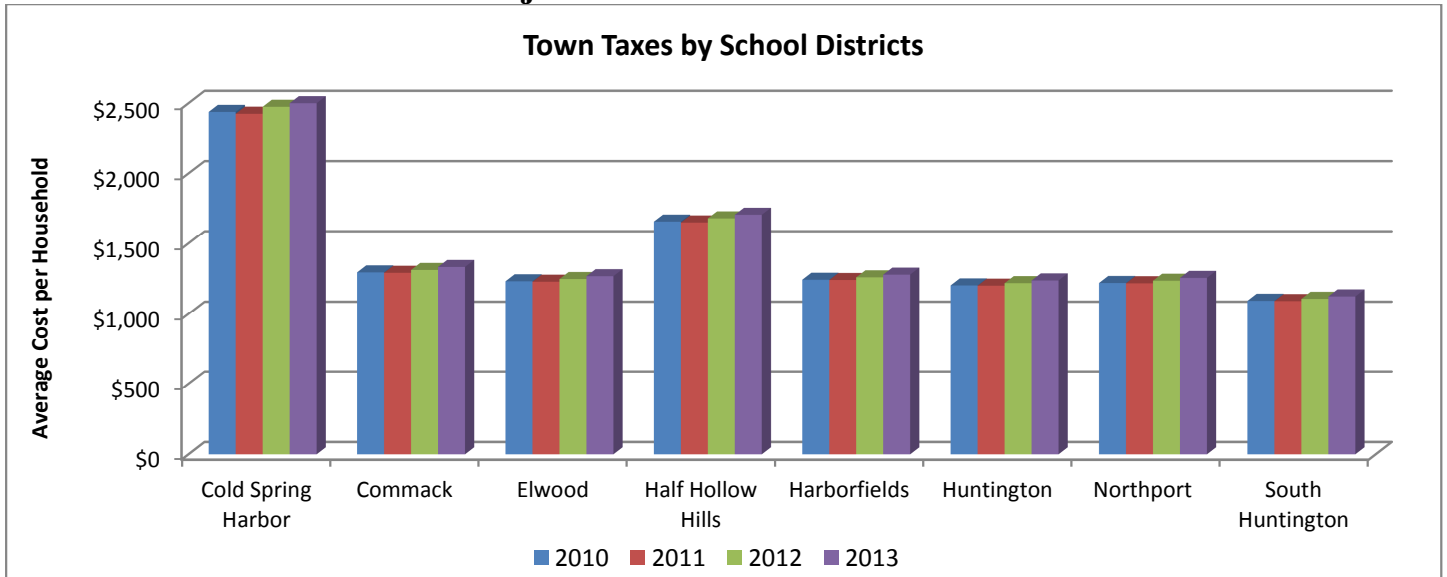
Year Ended	Total Net Assessed Value	State Equalization Rate	Full Valuation
2012	331,665,948	0.88%	37,689,312,273
2011	334,313,198	0.88%	37,990,136,136
2010	336,722,881	0.82%	41,063,765,975
2009	337,879,941	0.76%	44,457,886,973
2008	338,964,210	0.77%	44,021,325,974
2007	338,530,030	0.80%	42,316,253,750
2006	338,384,744	0.87%	38,894,798,161
2005	337,331,443	0.94%	35,886,323,723
2004	335,165,214	1.06%	31,619,359,811
2003	333,363,273	1.20%	27,780,272,750

Property tax revenue in 2014 is budgeted at \$110.3 million for all taxing districts and represents 60% of Town operating revenues. The 2013 property tax revenue was \$110.1 million and represented 61% of the operating revenues for all taxing districts. This increase in tax revenue is a result of the property assessment values in conjunction with the equalization rate.

The Town does have some capacity to build up its tax base through the approval of new residential and commercial development. Some of the projects that will be completed within the near future include Avalon Bay (379 residential units), The Club at Melville with approximately (250) units, Creekside Apartments with 19 units, Heatherwood, Oheka Castle condominium project, totaling (190) luxury housing units, Hilltop Homes in Centerport with (9) units, a three story mixed use facility in downtown Huntington, new office complex in Melville (170,000 square feet) and Canon USA, Inc.'s will begin in 2015 additional construction of 200,000 square feet of research and development space. Not only will these developments add to the tax base, they will promote a secondary market of businesses and residential needs. In addition, a master developer has been selected for the revitalization of Huntington Station and will add to the property tax base.

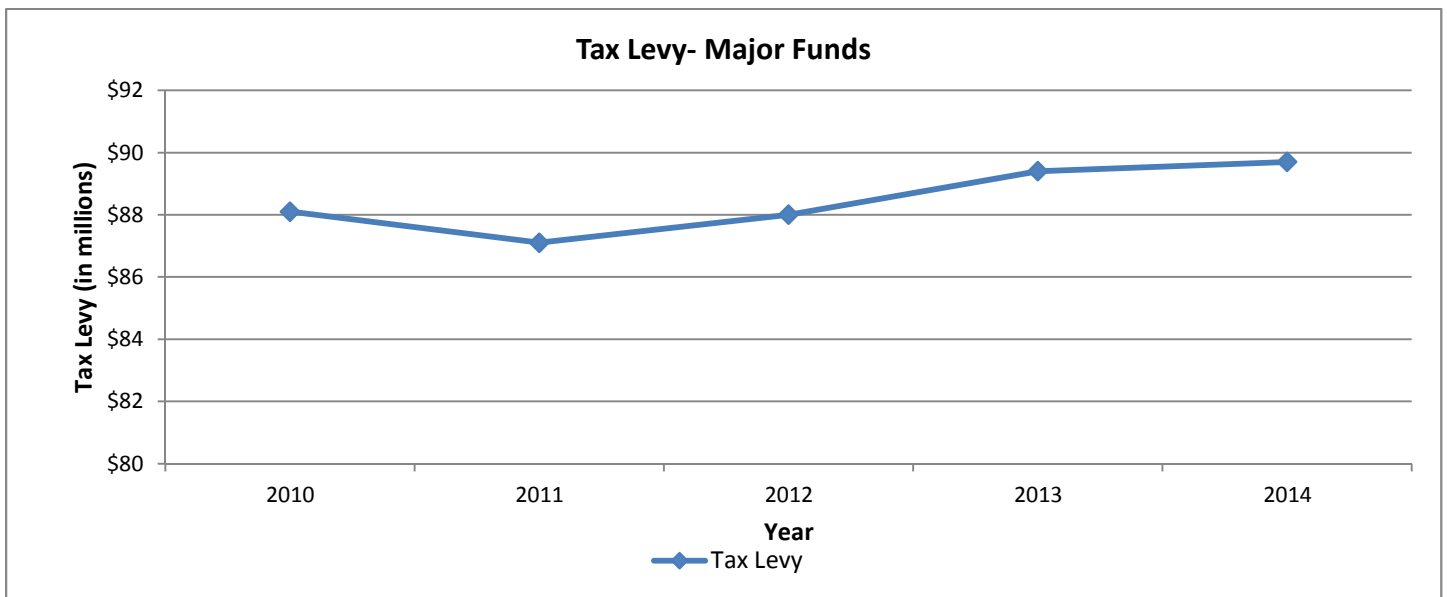
The Town typically collects approximately 97% of the tax levy. It is important to note, however, that all uncollected taxes become the responsibility of Suffolk County. The Town is guaranteed 100% of the tax revenue and, therefore, is not required to budget for uncollectible tax revenue. Town taxes, in fact, comprise about 6-8% of the average resident's property tax bill.

Town of Huntington Major 2014 Revenue Sources



Three Major Funds (General Fund, Highway and Refuse District)

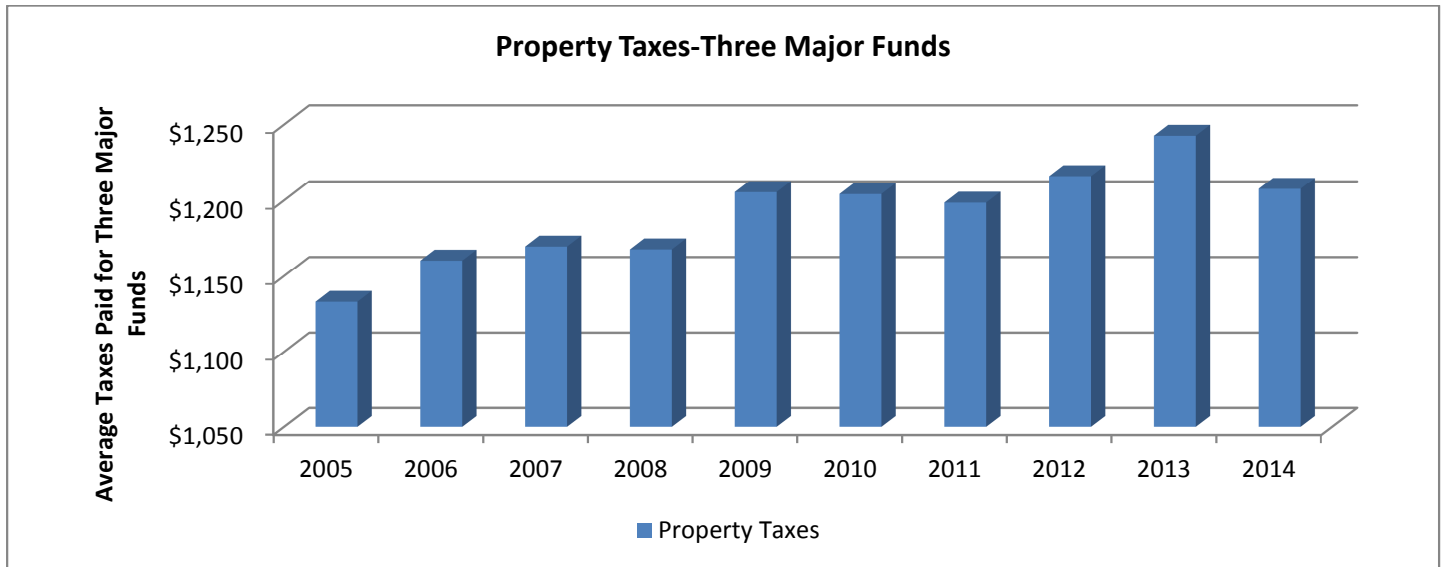
The 2014 property tax revenue for the three major funds comprise \$89.7 million or 48.4% of the total Town revenue. This is an increase of \$300,000 or 0.3% as compared to the 2013 property tax revenue of \$89.4 million. This is a direct result of the anticipated increase in health insurance and pension costs.



The Tax rates for these three funds affect all Town residents. The tax rate for the General Fund and the Highway Fund is calculated based on the assessed value of the property while the Refuse District residents pay an assessment that is calculated by dividing the tax revenue needed by the number of households in the district.

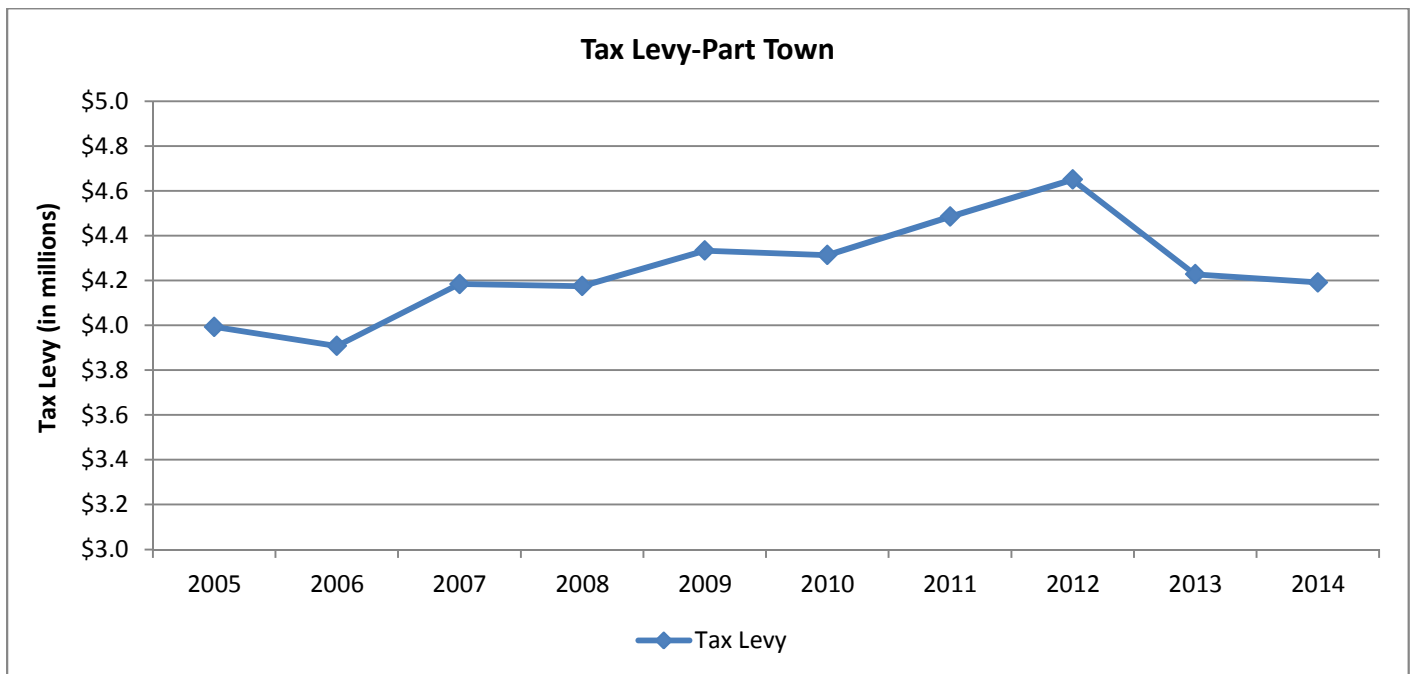
Town of Huntington Major 2014 Revenue Sources

The following is a historical analysis of the budgeted combined tax rates for a home that has an averaged assessed value of \$4,100 or a market value of \$465,900.

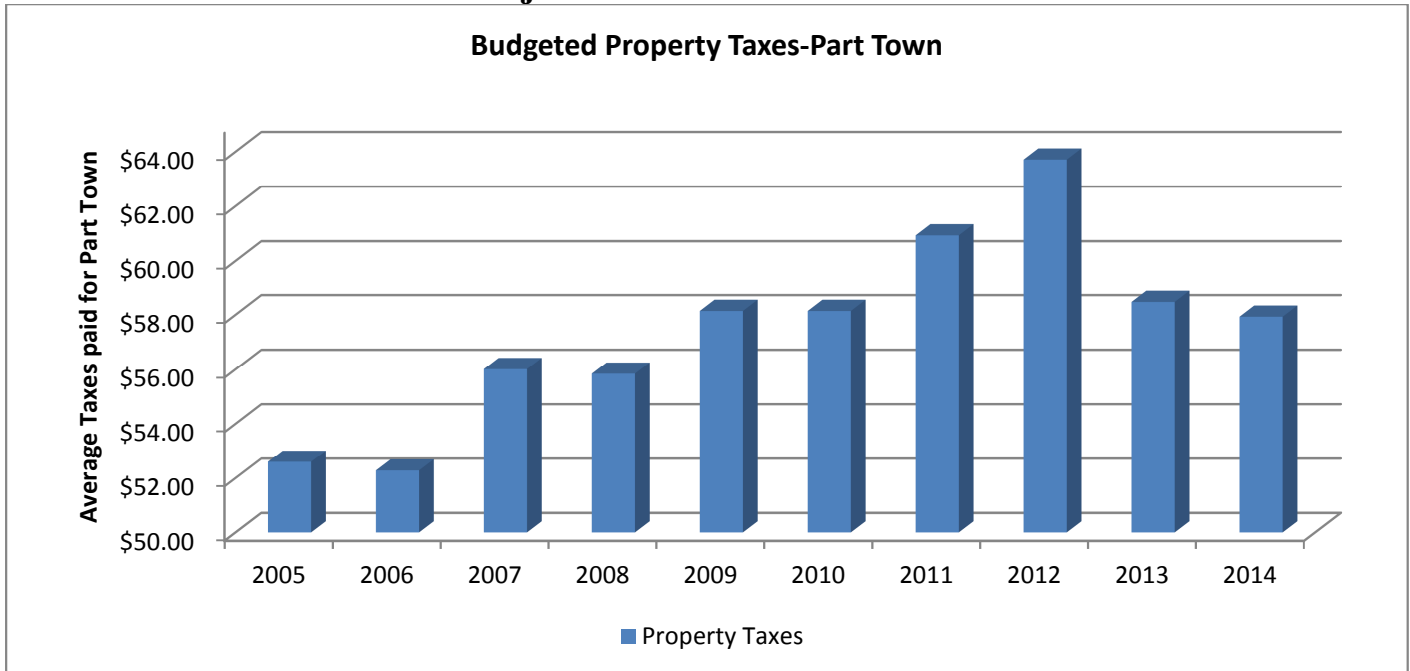


Part Town Fund

The 2014 property tax revenue for Part Town is \$4.2 million or 2.2% of the total Town revenue. This is a slight decrease of \$37,000 as compared to the 2013 property tax revenue. This is a direct result of the anticipated increase in health insurance and pension costs which are being offset by increased departmental income.

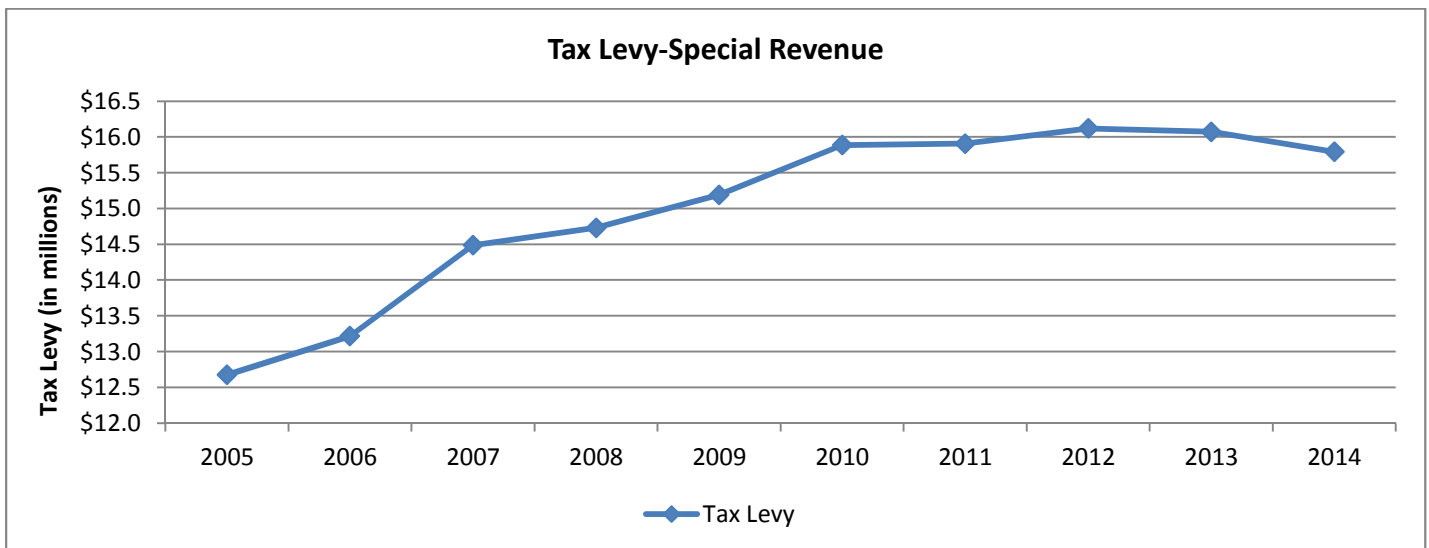


Town of Huntington Major 2014 Revenue Sources



Special Revenue Funds

The 2014 property tax revenue for the Special Revenue funds combined comprise \$15.8 million or 8.5% of the total Town revenue. This is a decrease of approximately \$300,000 or 1.8% as compared to the 2013 property tax revenue of \$16.1 million.

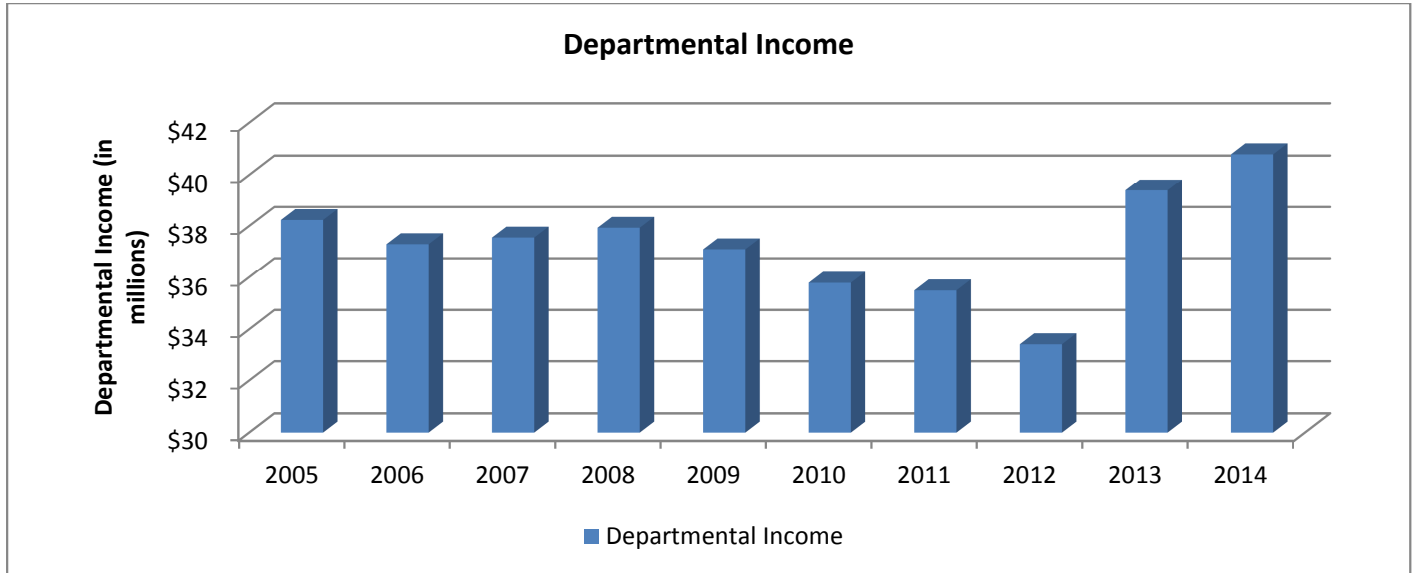


Departmental Income

The 2014 departmental income for the Town consists of various fees for recreation programs, senior programs and adult education programs and revenue generated by the Town's resource recovery plant.

Town of Huntington Major 2014 Revenue Sources

Departmental revenue of \$40.8 million for 2014 accounts for 22% of the Town's total revenue budget, an increase of \$1.4 million or 3.6% from 2013. The majority of the increase in revenue is primarily a result of the increase in parking fees parks and recreation revenue increases.



Town of Huntington

Fund Structure

Major Funds

General Fund accounts for all general government activity townwide and the services traditionally provided to the Town's residents. This includes services provided by the Town Board and Town Supervisor, as well as the following administrative offices: Assessor, Audit & Control, Town Clerk, Tax Receiver, Personnel, Town Attorney, Audit & Control and Information Technology in addition to Parks and Recreation Services, General Services for buildings and grounds maintenance, Animal Control, Engineering, Public Safety, Human Services, Maritime services, Resource Recovery and Recycling, Bus Operations and the Planning Department.

Part Town Fund accounts for all government activity for services not provided to Villages within the Town. This includes fire inspection services, building department services, accessory apartment services, zoning services and code enforcement services.

Consolidated Refuse District Fund accounts for sanitation, recycling and yard-waste collection services provided by both municipal employees and private contractors.

Non-Major Funds

Highway Fund accounts for the maintenance and repair of over 800 lane miles of streets, roads, right-of-ways and all drainage systems throughout the Town that are not within Villages.

Debt Service Fund accounts for the extinguishment of refinanced debt.

Board of Trustees Fund accounts for the administration of town properties

Business Improvement Districts accounts for funding for the three business districts throughout the Town: Huntington Village, Cold Spring Harbor Village and Huntington Station Village.

Special District Funds

Fire Protection Funds accounts for the contracted funding provided by the Town Fire Protection District #1.

Street Lighting Fund accounts for the operational and administrative services providing streetlights on town, county and state roads throughout the Town and municipal commuter parking lots and garages other than those that are incorporated Villages.

Ambulance Districts accounts for the contracted funding of both the Commack Ambulance District (SM1) and the Huntington Community Ambulance (SM2) to provide emergency services to Town residents.

Town of Huntington

Fund Structure

Special District Funds (continued)

Huntington Sewer Districts accounts for the operation of sewage treatment plant that processes 2.5 million gallons of sewage per day from over 1400 parcels located within the district.

Centerport Sewer Districts accounts for the inter-municipal agreement with the Village of Northport that processes sewage at the Northport Sewage Treatment Plant for Town residents that are within the district.

Waste Water Disposal District accounts for operations of the scavenger waste facility where residential waste trucks service Town residents and process the waste into the Town's Sewage Treatment Plant.

Dix Hills Water District accounts for the public water supply providing 8,400 homes and businesses within the district high quality drinking water through the operation of 17 water supply wells at 11 sites.

Component Units

The following three entities are legally separate component units of the Town and because of the nature and significance of their relationship with the primary government, are combined in the Town's Comprehensive Annual Financial Report (CAFR). These component units are governed by legally separate boards and their annual budgets are not included in the Town's adopted budgets.

Community Development Agency A separate public benefit corporation created by state legislation to promote the safety, health and welfare of Town residents. This entity is reported as a Special Revenue Fund in the CAFR.

South Huntington Water District Special district of the Town of Huntington that provides water services to residents and business within the district. This entity is combined with the Town's Water District and reported as a Non-major Governmental Special District.

Greenlawn Water District Special district of the Town of Huntington that provides water services to residents and business within the district. This entity is combined with the Town's Water District and reported as a Non-major Governmental Special District.

Town of Huntington
Fund and Function Relationship Matrix

Department Name	General Fund	Part Town Fund	Consolidated Refuse Fund	Highway Fund	Business Improvement District	Fire Districts	Streetlighting District
Assessor	X						
Audit & Control	X	X	X	X	X	X	X
Engineering	X	X					
Environmental Waste	X		X				
General Services	X						
Highway	X			X			
Human Services	X						
Information Tech	X	X	X				X
Maritime Services	X						
Parks & Recreation	X						
Planning & Environ	X	X					
Public Safety	X	X					
Receiver of Taxes	X						
Town Attorney	X	X					
Town Clerk	X	X					
Town Historian	X						
Transportation & Traffic	X	X					X
Youth Bureau	X						

**Town of Huntington
Fund and Function Relationship Matrix**

Department Name	Commack Ambulance District	Huntington Community Ambulance District	Huntington Sewer District	Centerport Sewer District	Waste Water District	Dix Hills Water District
Assessor						
Audit & Control	X	X	X	X	X	X
Engineering						X
Environmental Waste			X	X	X	
General Services						
Highway						
Human Services						
Information Tech						X
Maritime Services						
Parks & Recreation						
Planning & Environ						
Public Safety						
Receiver of Taxes						
Town Attorney						
Town Clerk						
Town Historian						
Transportation & Traffic						
Youth Bureau						

Fund Budgets



Town of Huntington
General Fund-By Function
For Fiscal Years Ending December 31, 2014

	Actual 2012	Budget 2013	Projected 2013	Budget 2014
Funding Sources:				
Program revenue and debt proceeds:				
General Government	\$ 10,906,299	\$ 10,822,036	\$ 11,038,713	\$ 10,680,973
Public Safety	1,000,177	3,226,000	2,351,000	3,273,000
Health	183,410	284,865	284,865	354,473
Transportation	1,166,199	1,351,500	1,351,500	1,228,085
Economic Assistance and Opportunity	564,822	467,400	521,742	559,723
Culture and Recreation	9,195,754	9,202,127	9,281,494	9,358,742
Home and Community Services	18,069,902	20,914,252	20,932,286	21,960,177
Interfund Service Charges	4,893,978	4,259,924	4,262,694	4,138,963
Unallocated Revenue	39,329,330	41,658,678	41,709,151	42,264,636
Appropriated Fund Balance	-	6,067,357	6,065,566	1,158,000
Total Funding Sources	\$ 85,309,871	\$ 98,254,139	\$ 97,799,011	\$ 94,976,772

Funding Uses:

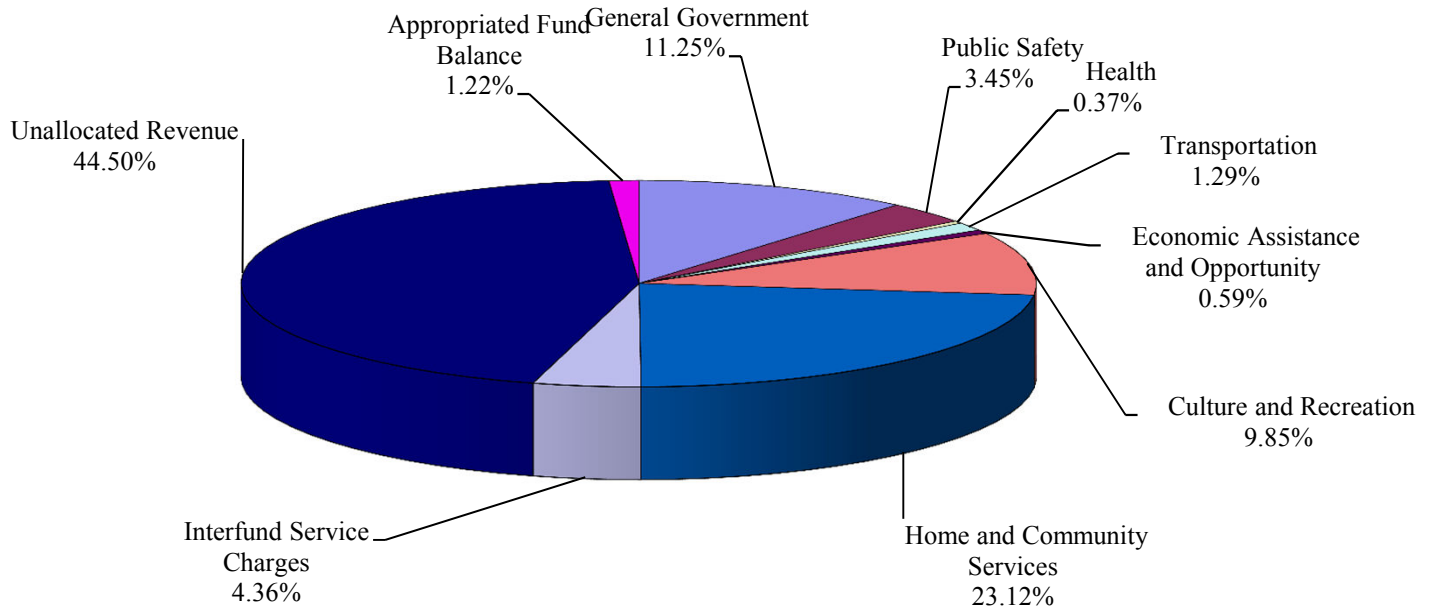
Program Expenditures:

General Government	\$ 30,998,614	\$ 31,273,161	\$ 30,814,985	\$ 33,261,411
Public Safety	7,750,070	6,544,669	6,596,726	7,126,229
Health	644,352	833,336	833,336	836,183
Transportation	6,472,908	6,261,399	6,239,685	6,585,455
Economic Assistance and Opportunity	2,952,684	2,873,794	2,864,145	3,058,965
Culture and Recreation	17,526,372	17,321,122	17,278,511	17,987,935
Home and Community Services	13,500,786	20,776,691	20,771,510	22,064,691
Debt Service Transfers	4,227,457	4,260,736	4,260,736	4,047,486
Interfund Transfers	227,679	8,793,442	8,784,663	8,417
Total Funding Uses	\$ 84,300,922	\$ 98,938,350	\$ 98,444,297	\$ 94,976,772

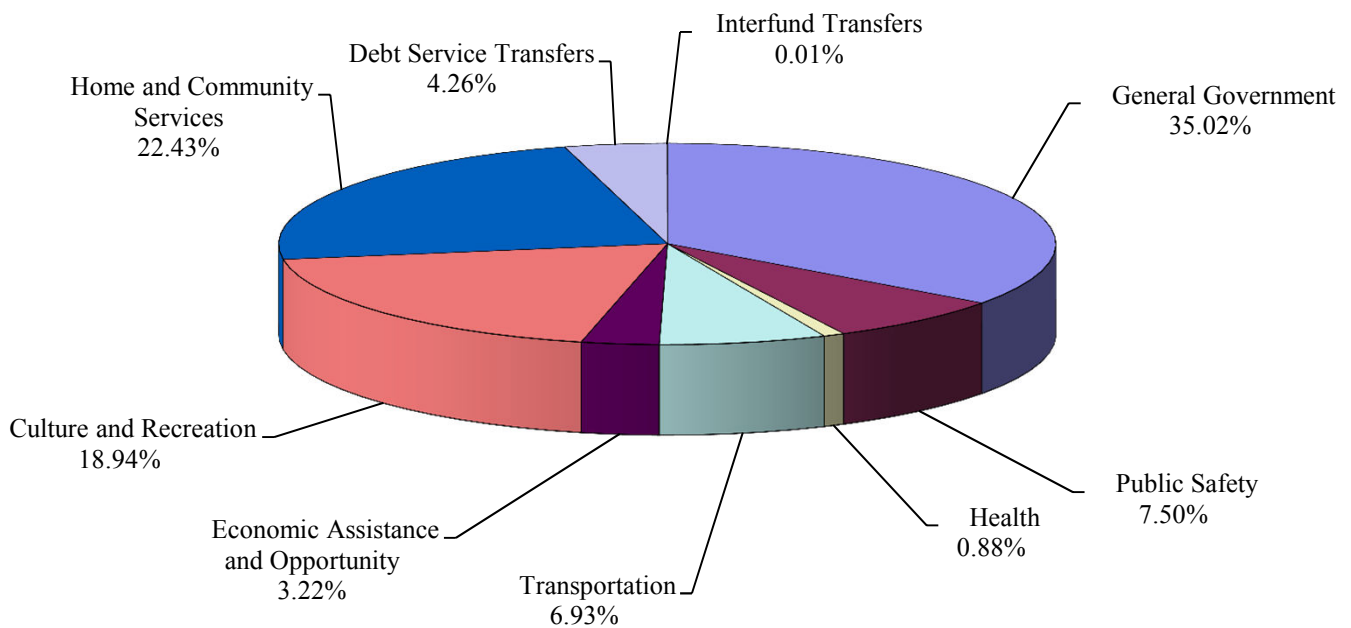
1. The Budget 2013 column includes prior year encumbrances funded by the Reserve for Encumbrances.
2. The Board of Trustees Fund is combined with the General Fund in compliance with GASB 54.

**Town of Huntington
General Fund-By Function
For Fiscal Years Ending December 31, 2014**

2014 PROGRAM REVENUE



2014 PROGRAM EXPENDITURES



Town of Huntington
General Fund-By Object and Source
For Fiscal Years Ending December 31, 2014

	Actual 2012	Budget 2013	Projected 2013	Budget 2014
Funding Sources:				
Revenues and debt proceeds:				
Property Taxes	\$ 33,493,480	\$ 35,211,148	\$ 35,434,325	\$ 36,505,718
Other real property tax items	297,112	288,000	288,000	337,000
Non-property tax items	3,818,185	3,892,000	3,892,000	3,925,937
Departmental Income	27,350,258	32,349,576	31,123,986	32,971,333
Intergovernmental charges	137,183	129,000	129,000	125,944
Use of money and property	1,532,249	942,300	920,323	890,900
Licenses and Permits	749,232	1,510,966	992,000	973,200
Fines and Forfeitures	760,548	936,000	1,361,000	1,483,000
Sale of property and compensation for loss	340,371	716,900	734,900	280,700
Miscellaneous	889,636	1,395,630	1,479,080	1,154,518
State Aid	9,357,001	9,618,320	10,076,119	10,178,537
Federal Aid	1,690,638	937,018	1,037,018	853,022
Interfund Revenues	4,893,978	4,259,924	4,262,694	4,138,963
Appropriated Fund Balance	-	6,067,357	6,065,566	1,158,000
Total Funding Sources	\$ 85,309,871	\$ 98,254,139	\$ 97,796,011	\$ 94,976,772

Funding Uses:

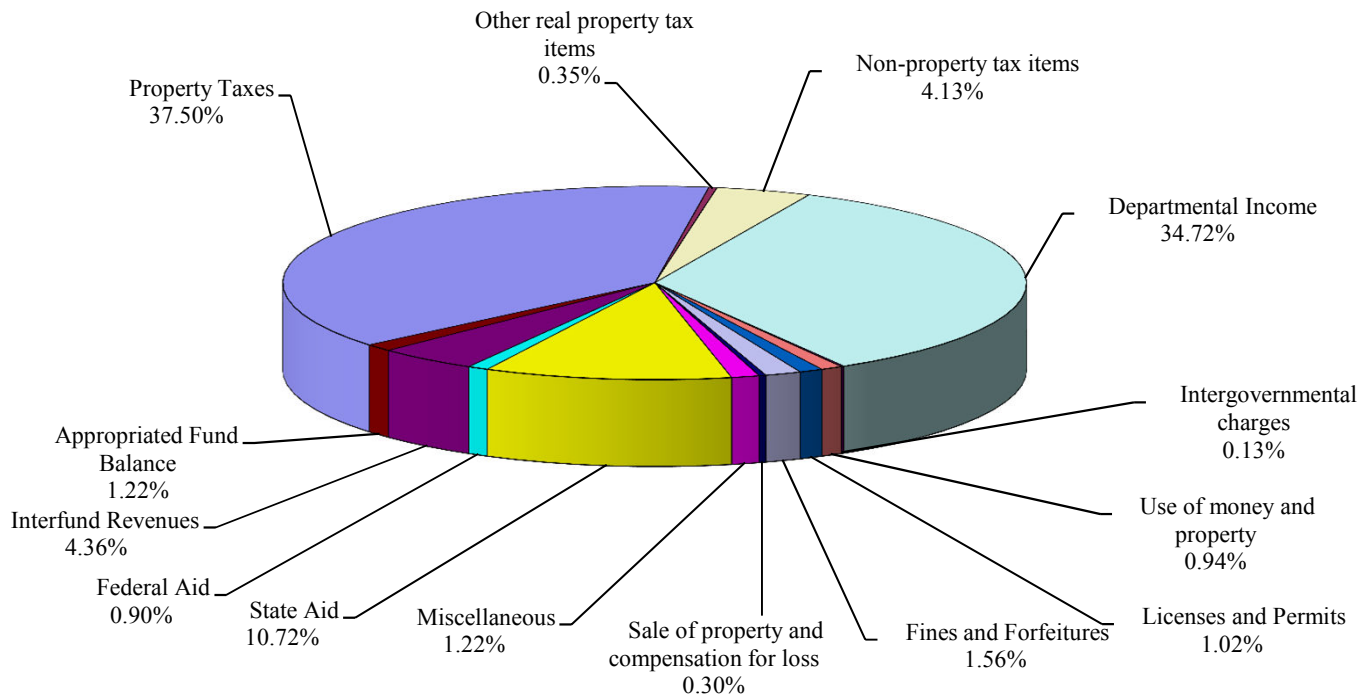
Expenditures:

Salary and wages	\$ 32,383,198	\$ 31,148,036	\$ 30,923,248	\$ 32,739,069
Employee benefits and taxes	20,635,392	18,799,548	18,599,300	20,768,265
Contractual, Materials and Supplies	26,468,645	35,634,970	35,644,844	35,660,385
Debt Principal	3,186,209	3,295,324	3,295,324	3,153,729
Debt Interest	1,041,248	965,412	965,412	893,757
Fixed Assets	358,552	301,618	301,619	1,753,150
Interfund Transfers	227,679	8,793,442	8,793,442	8,417
Total Funding Uses	\$ 84,300,923	\$ 98,938,350	\$ 98,523,189	\$ 94,976,772

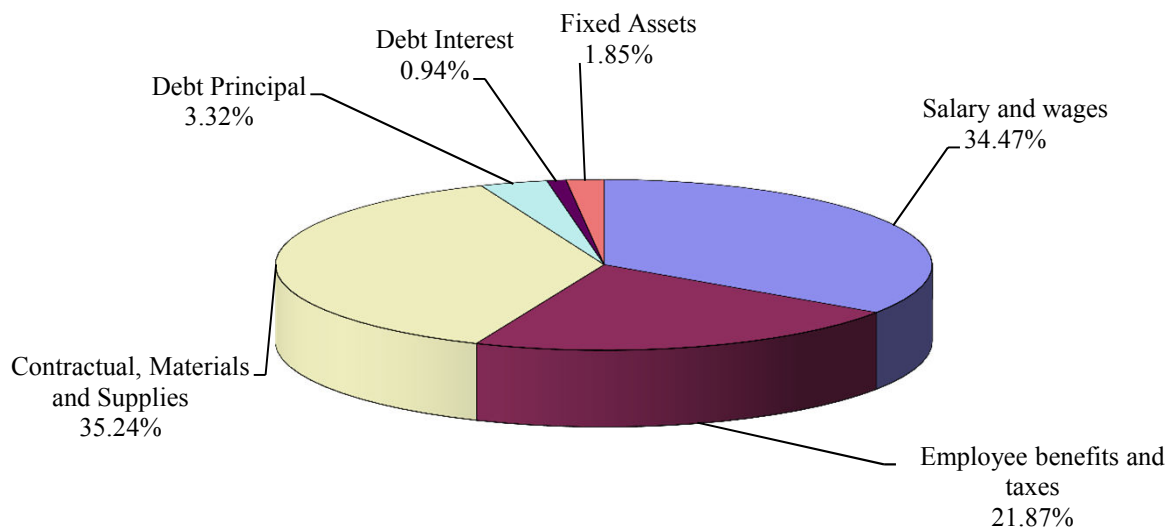
1. The Budget 2013 column includes prior year encumbrances funded by the Reserve for Encumbrances.
2. The Board of Trustees Fund is combined with the General Fund in compliance with GASB 54.

Town of Huntington
General Fund-By Object and Source
For Fiscal Years Ending December 31, 2014

2014 REVENUE BY SOURCE



2014 EXPENDITURES BY OBJECT



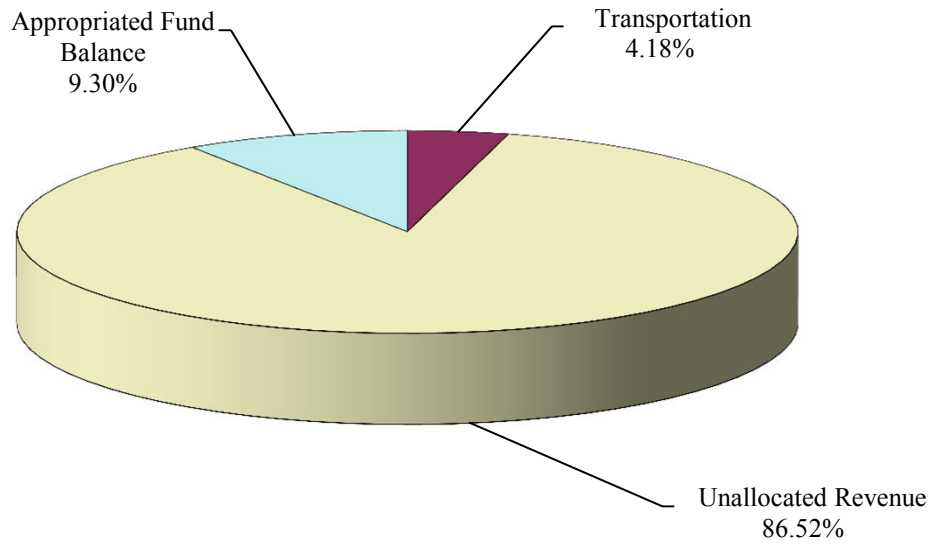
Town of Huntington
Highway Fund-By Function
For Fiscal Years Ending December 31, 2014

	Actual 2012	Budget 2013	Projected 2013	Budget 2014
Funding Sources:				
Program revenue and debt proceeds:				
General Government	\$ 1,836,415	\$ -	\$ 250,000	\$ -
Transportation	15,018,756	1,806,935	6,658,935	1,444,265
Unallocated Revenue	31,968,809	31,310,962	31,274,662	29,895,094
Appropriated Fund Balance	-	2,433,000	2,433,000	3,214,000
Total Funding Sources	\$ 48,823,980	\$ 35,550,897	\$ 40,616,597	\$ 34,553,359
Funding Uses:				
Program Expenditures:				
General Government	\$ 111,081	\$ 471,249	\$ 318,161	\$ 234,022
Transportation	38,923,491	27,159,011	31,447,663	26,526,595
Debt Service Transfers	7,702,068	7,598,608	7,598,608	7,792,742
Interfund Transfers	-	525,000	525,000	-
Total Funding Uses	\$ 46,736,640	\$ 35,753,868	\$ 39,889,432	\$ 34,553,359

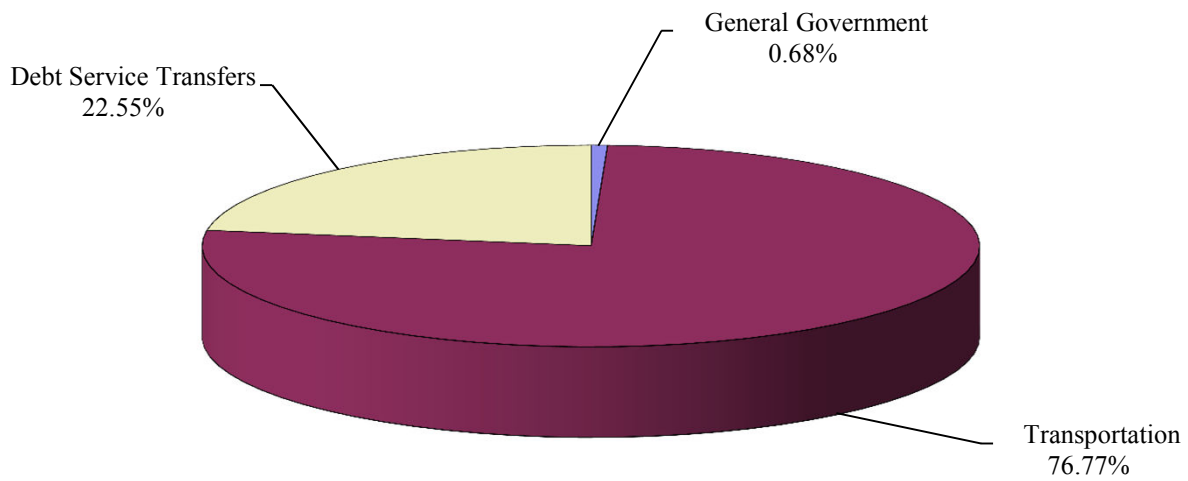
1. The Budget 2013 column includes prior year encumbrances funded by the Reserve for Encumbrances.

**Town of Huntington
Highway Fund-By Function
For Fiscal Years Ending December 31, 2014**

2014 PROGRAM REVENUE



2014 PROGRAM EXPENDITURES



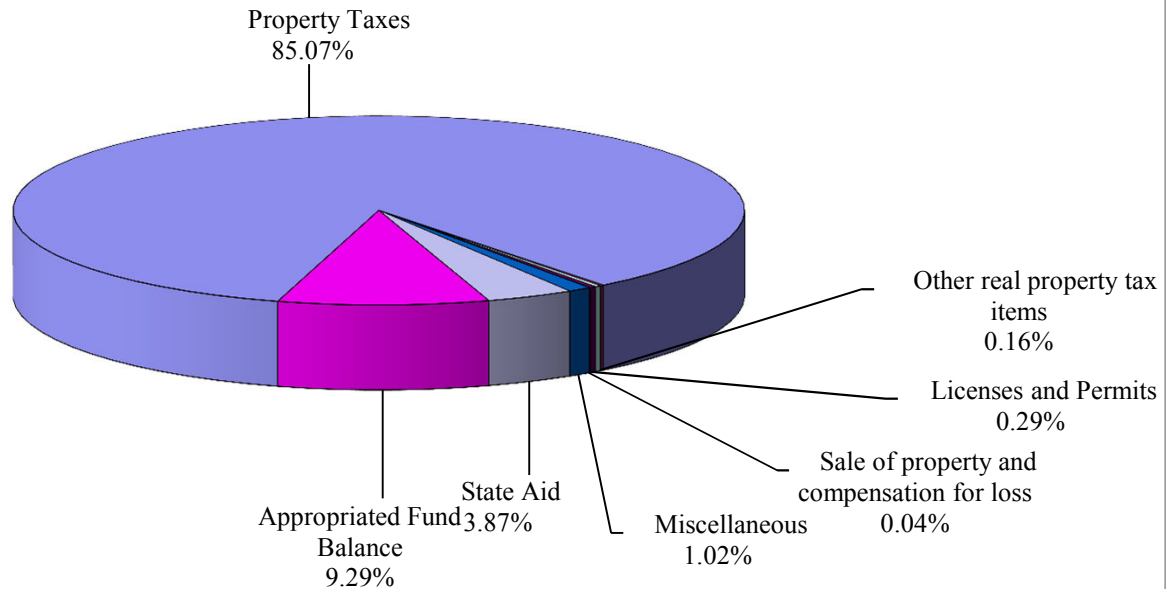
Town of Huntington
Highway Fund-By Object and Source
For Fiscal Years Ending December 31, 2014

	Actual 2012	Budget 2013	Projected 2013	Budget 2014
Funding Sources:				
Revenues and debt proceeds:				
Property Taxes	\$ 31,693,663	\$ 30,825,862	\$ 30,825,862	\$ 29,393,394
Other real property tax items	24,413	17,000	17,000	55,700
Departmental Income	7	-	-	-
Use of money and property	111,290	128,000	91,700	90,000
Licenses and Permits	101,400	100,000	100,000	100,000
Sale of property and compensation for loss	9,346	13,000	20,000	13,000
Miscellaneous	135,175	335,100	335,100	351,000
State Aid	3,194,629	1,698,935	1,948,935	1,336,265
Federal Aid	13,554,057	-	4,845,000	-
Appropriated Fund Balance	-	2,433,000	2,433,000	3,214,000
Total Funding Sources	\$ 48,823,980	\$ 35,550,897	\$ 40,616,597	\$ 34,553,359
Funding Uses:				
Expenditures:				
Salary and wages	\$ 12,622,632	\$ 12,139,172	\$ 12,389,953	\$ 11,937,733
Employee benefits and taxes	8,497,511	8,283,646	8,177,437	8,891,497
Contractual, Materials and Supplies	15,872,418	4,734,043	9,086,901	3,903,122
Debt Principal	5,949,061	5,870,863	5,870,863	6,119,240
Debt Interest	1,753,007	1,727,745	1,727,745	1,673,502
Fixed Assets	2,042,011	2,473,399	2,111,533	2,028,265
Interfund Transfers	-	525,000	525,000	-
Total Funding Uses	\$ 46,736,640	\$ 35,753,868	\$ 39,889,432	\$ 34,553,359

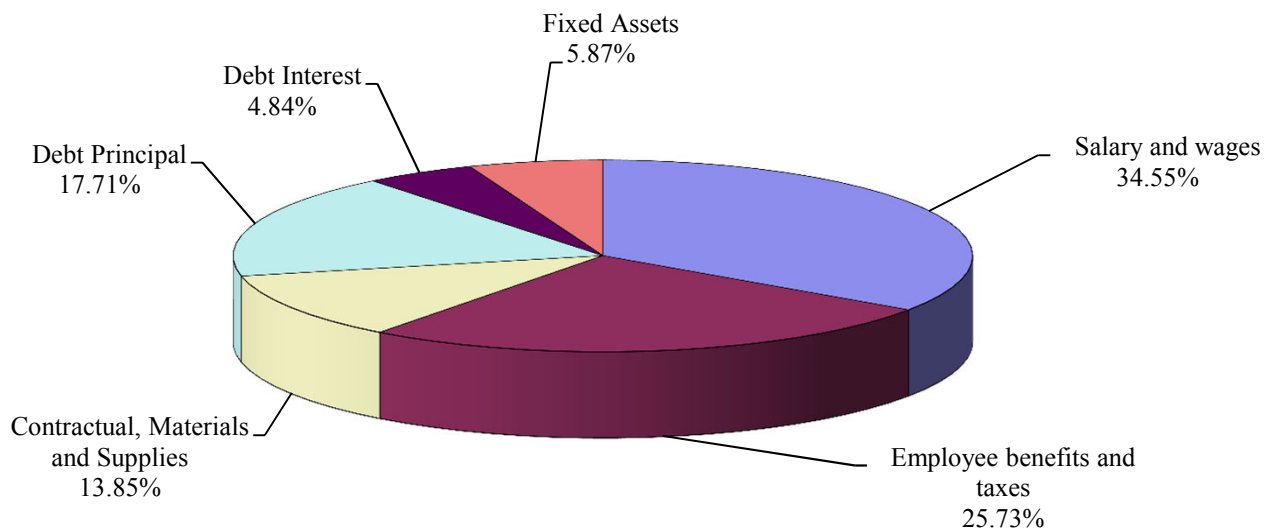
1. The Budget 2013 column includes prior year encumbrances funded by the Reserve for Encumbrances.

Town of Huntington
Highway Fund-By Object and Source
For Fiscal Years Ending December 31, 2014

2014 REVENUE BY SOURCE



2014 EXPENDITURES BY OBJECT



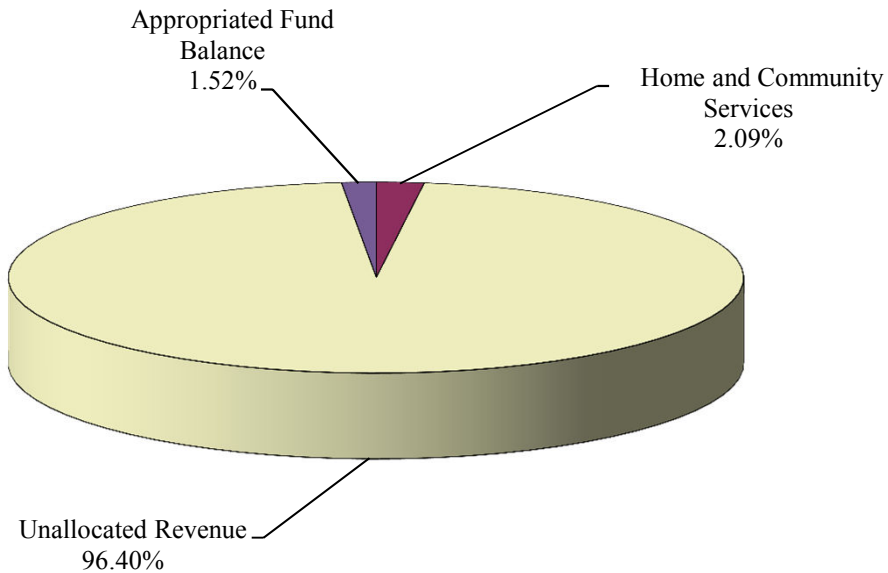
Town of Huntington
Consolidated Refuse Fund-By Function
For Fiscal Years Ending December 31, 2014

	Actual 2012	Budget 2013	Projected 2013	Budget 2014
Funding Sources:				
Program revenue and debt proceeds:				
General Government	\$ 44,393	\$ -	\$ -	\$ -
Home and Community Services	820,133	518,691	568,991	518,698
Unallocated Revenue	23,176,479	23,544,087	23,531,787	23,950,782
Appropriated Fund Balance	-	517,000	517,000	377,000
Total Funding Sources	\$ 24,041,005	\$ 24,579,778	\$ 24,617,778	\$ 24,846,480
Funding Uses:				
Program Expenditures:				
General Government	\$ 47,688	\$ 138,213	\$ 109,249	\$ 62,520
Public Safety	275,078	-	49,058	-
Home and Community Services	21,465,723	22,228,687	22,044,687	22,703,466
Debt Service Transfers	170,096	185,346	185,346	176,356
Interfund Transfers	1,976,451	2,062,283	2,062,283	1,904,138
Total Funding Uses	\$ 23,935,036	\$ 24,614,529	\$ 24,450,623	\$ 24,846,480

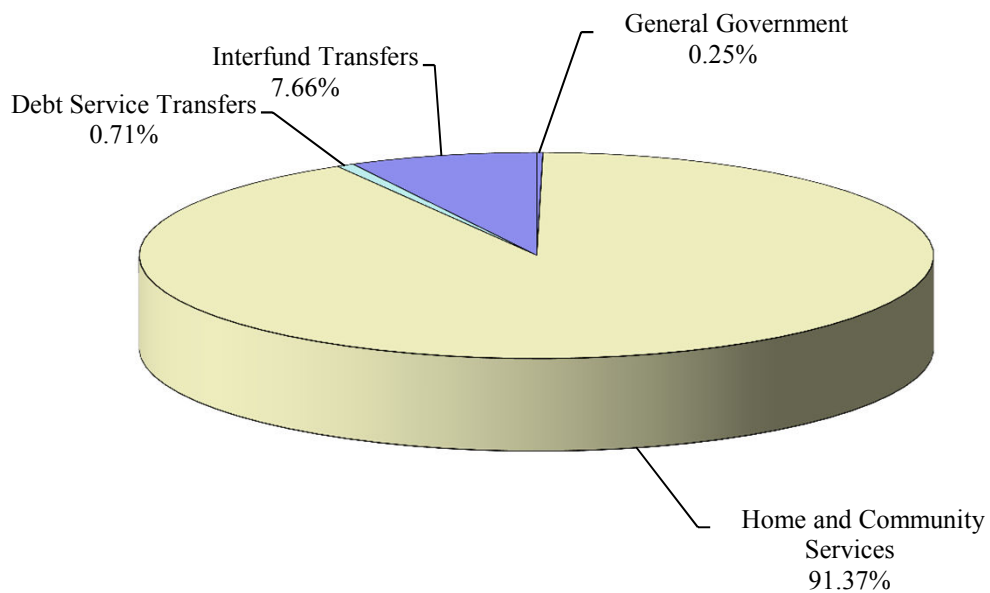
1. The Budget 2013 column includes prior year encumbrances funded by the Reserve for Encumbrances.

**Town of Huntington
Consolidated Refuse Fund-By Function
For Fiscal Years Ending December 31, 2014**

2014 PROGRAM REVENUE



2014 PROGRAM EXPENDITURES



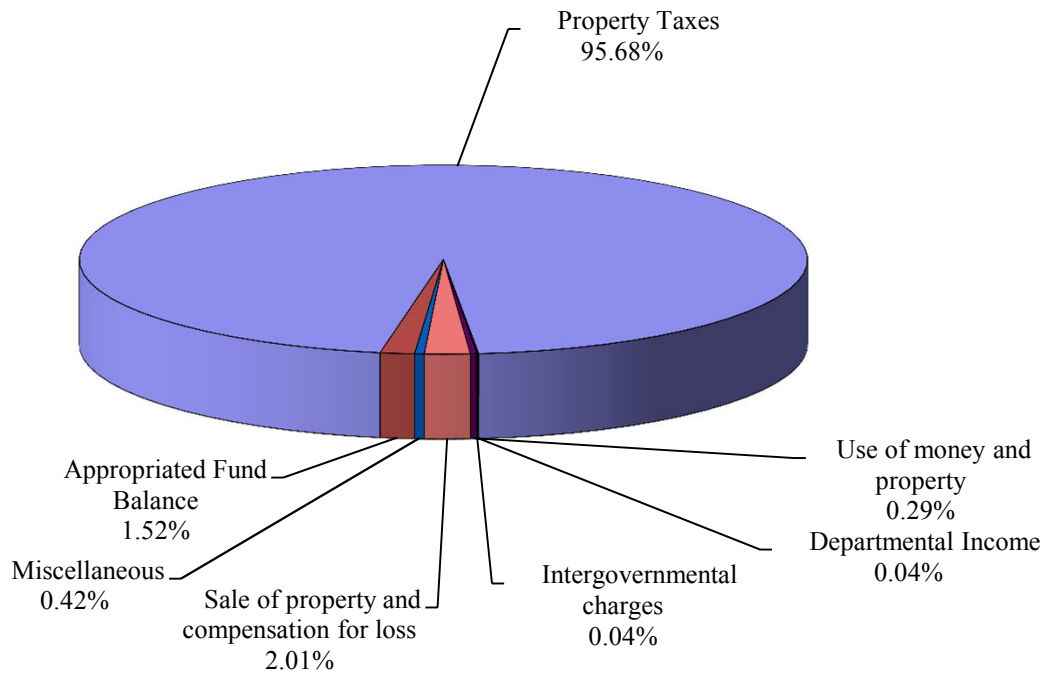
Town of Huntington
Consolidated Refuse Fund-By Object and Source
For Fiscal Years Ending December 31, 2014

	Actual 2012	Budget 2013	Projected 2013	Budget 2014
Funding Sources:				
Revenues and debt proceeds:				
Property Taxes	\$ 23,099,153	\$ 23,370,653	\$ 23,370,653	\$ 23,773,582
Other real property tax items	453	2,000	2,000	1,000
Departmental Income	5,291	5,200	6,500	9,040
Intergovernmental charges	94,975	13,491	13,491	9,658
Use of money and property	46,638	70,434	57,634	71,200
Sale of property and compensation for loss	472,795	500,000	500,000	500,000
Miscellaneous	30,235	101,000	101,500	105,000
State Aid	44,393	-	-	-
Federal Aid	247,071	-	49,000	-
Appropriated Fund Balance	-	517,000	517,000	377,000
Total Funding Sources	\$ 24,041,004	\$ 24,579,778	\$ 24,617,778	\$ 24,846,480
Funding Uses:				
Expenditures:				
Salary and wages	\$ 3,652,923	\$ 3,772,770	\$ 3,761,572	\$ 3,840,808
Employee benefits and taxes	3,003,568	2,506,529	2,395,923	2,680,756
Contractual, Materials and Supplies	15,127,411	16,069,201	16,033,099	16,244,422
Debt Principal	114,058	132,324	132,324	126,859
Debt Interest	56,038	53,022	53,022	49,497
Fixed Assets	4,586	18,400	12,400	-
Interfund Transfers	1,976,451	2,062,283	2,062,283	1,904,138
Total Funding Uses	\$ 23,935,035	\$ 24,614,529	\$ 24,450,623	\$ 24,846,480

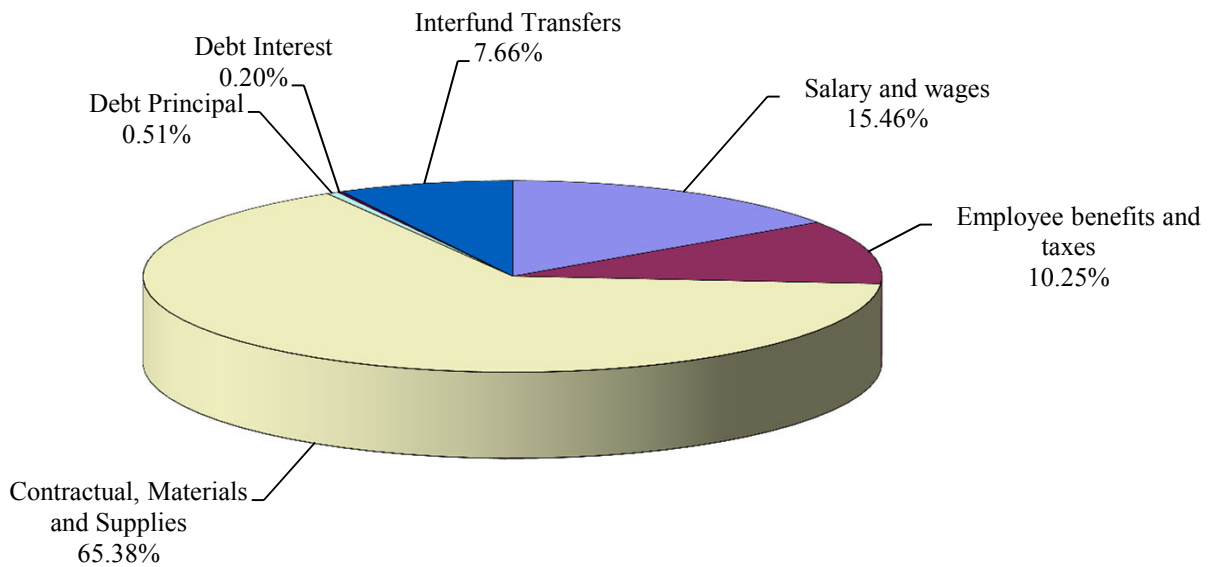
1. The Budget 2013 column includes prior year encumbrances funded by the Reserve for Encumbrances.

Town of Huntington
Consolidated Refuse Fund-By Object and Source
For Fiscal Years Ending December 31, 2014

2014 REVENUE BY SOURCE



2014 EXPENDITURES BY OBJECT



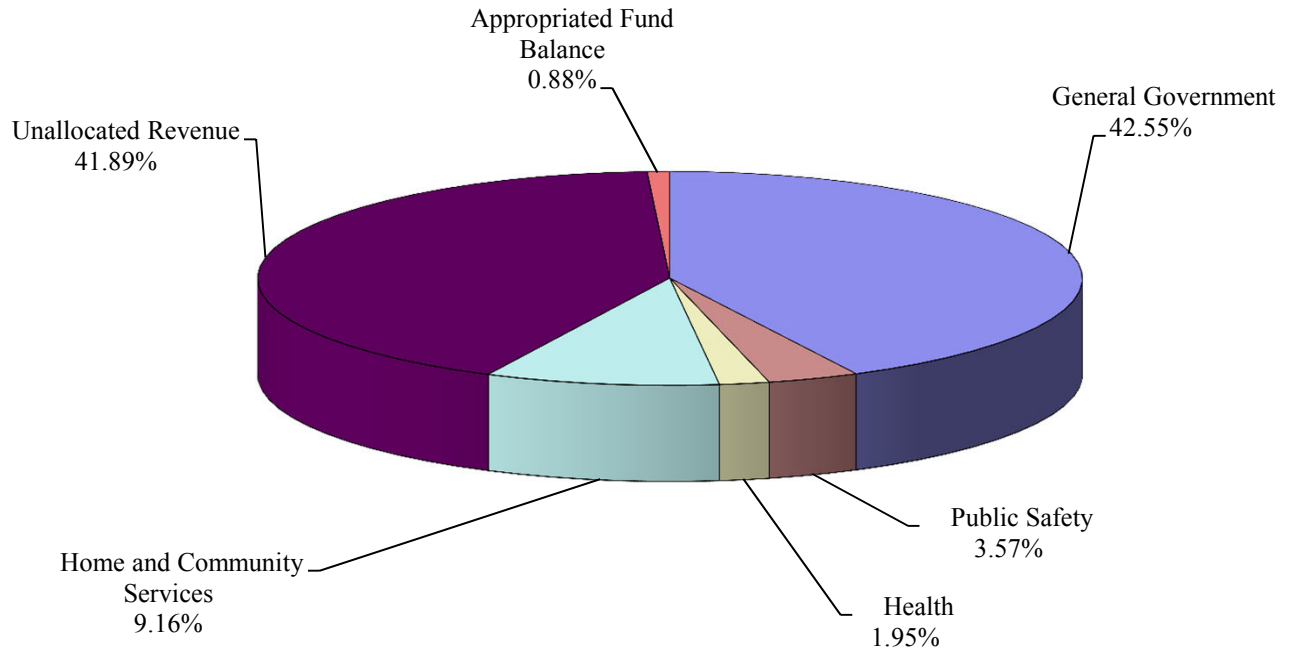
Town of Huntington
Part Town Fund-By Function
For Fiscal Years Ending December 31, 2014

	Actual 2012	Budget 2013	Projected 2013	Budget 2014
Funding Sources:				
Program revenue and debt proceeds:				
General Government	\$ 3,499,952	\$ 3,836,836	\$ 3,795,459	\$ 4,357,956
Public Safety	317,448	350,000	350,000	366,000
Health	208,700	200,000	200,000	200,000
Home and Community Services	801,326	800,000	755,000	938,000
Unallocated Revenue	4,738,703	4,306,294	4,304,583	4,289,737
Appropriated Fund Balance	-	124,500	90,000	90,000
Total Funding Sources	\$ 9,566,129	\$ 9,617,630	\$ 9,495,042	\$ 10,241,693
Funding Uses:				
Program Expenditures:				
General Government	\$ 3,247,733	\$ 3,116,552	\$ 3,026,747	\$ 3,267,366
Public Safety	3,342,735	2,999,591	2,972,500	3,202,009
Health	382,911	355,206	350,846	380,070
Home and Community Services	3,255,240	3,034,588	2,958,153	3,252,453
Debt Service Transfers	117,873	131,300	131,300	139,795
Interfund Transfers	-	34,500	34,500	-
Total Funding Uses	\$ 10,346,492	\$ 9,671,737	\$ 9,474,046	\$ 10,241,693

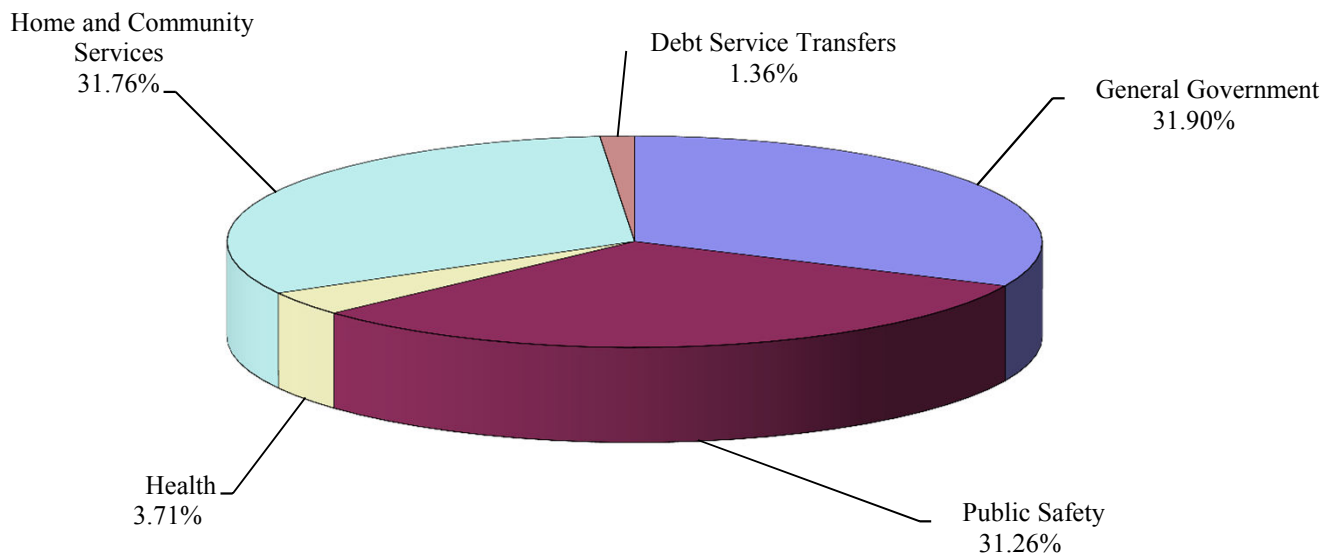
1. The Budget 2012 column includes prior year encumbrances funded by the Reserve for Encumbrances.

**Town of Huntington
Part Town Fund-By Function
For Fiscal Years Ending December 31, 2014**

2014 PROGRAM REVENUE



2014 PROGRAM EXPENDITURES



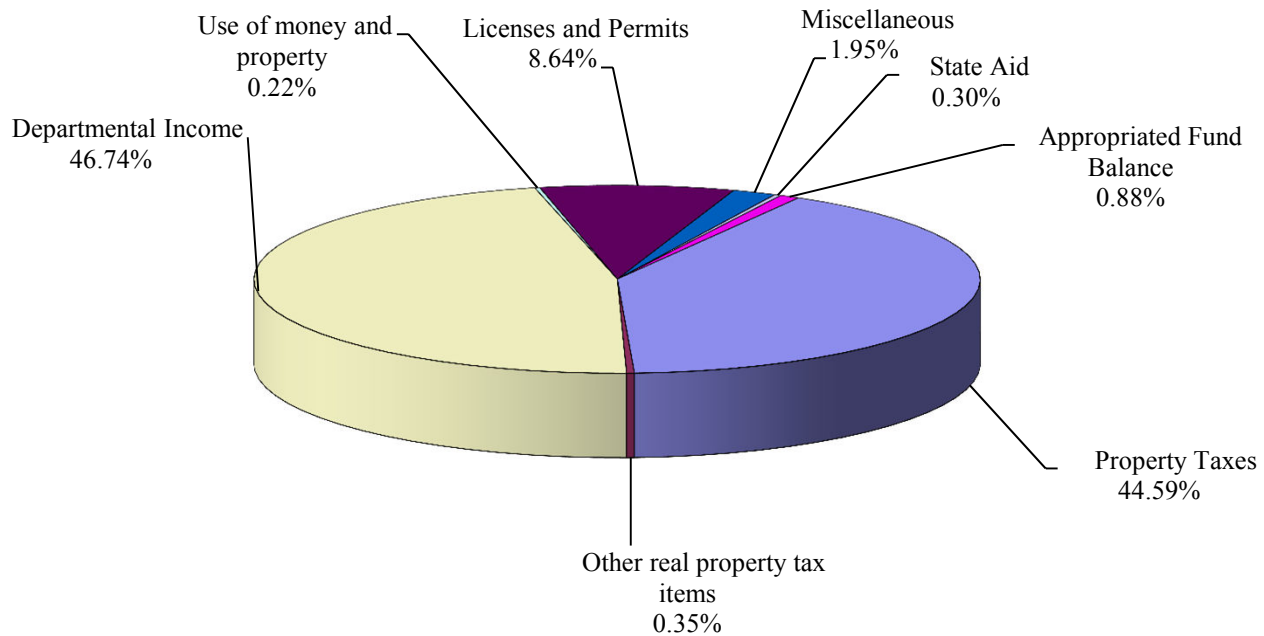
Town of Huntington
Part Town Fund-By Object and Source
For Fiscal Years Ending December 31, 2014

	Actual 2012	Budget 2013	Projected 2013	Budget 2014
Funding Sources:				
Revenues and debt proceeds:				
Property Taxes	\$ 4,649,809	\$ 4,227,464	\$ 4,227,464	\$ 4,190,837
Other real property tax items	3,675	3,400	3,400	35,400
Departmental Income	3,889,672	4,007,000	4,009,600	4,787,140
Use of money and property	23,431	30,000	27,479	23,000
Licenses and Permits	744,144	965,000	870,000	885,000
Sale of property and compensation for loss	6,183	-	-	-
Miscellaneous	110,938	229,950	230,520	200,000
State Aid	38,869	30,316	30,316	30,316
Federal Aid	99,406	-	6,263	-
Appropriated Fund Balance	-	124,500	90,000	90,000
Total Funding Sources	\$ 9,566,127	\$ 9,617,630	\$ 9,495,042	\$ 10,241,693
Funding Uses:				
Expenditures:				
Salary and wages	\$ 5,504,428	\$ 5,261,435	\$ 5,183,798	\$ 5,477,257
Employee benefits and taxes	3,996,424	3,598,490	3,489,945	3,971,045
Contractual, Materials and Supplies	725,276	644,012	632,501	651,346
Debt Principal	84,264	94,334	94,334	98,663
Debt Interest	33,609	36,966	36,966	41,132
Fixed Assets	2,490	2,000	2,000	2,250
Interfund Transfers	-	34,500	34,500	-
Total Funding Uses	\$ 10,346,491	\$ 9,671,737	\$ 9,474,044	\$ 10,241,693

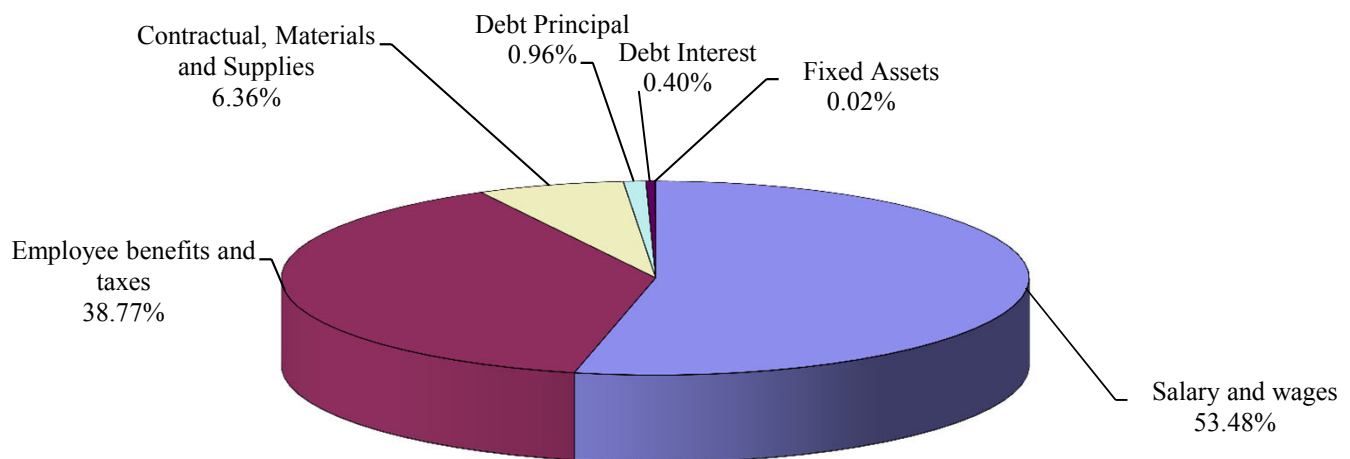
1. The Budget 2013 column includes prior year encumbrances funded by the Reserve for Encumbrances.

Town of Huntington
Part Town Fund-By Object and Source
For Fiscal Years Ending December 31, 2014

2014 REVENUE BY SOURCE



2014 EXPENDITURES BY OBJECT



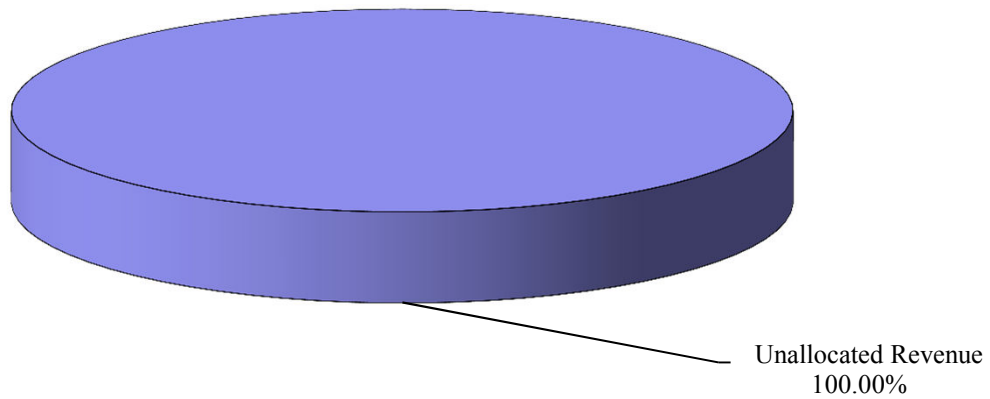
Town of Huntington
Business Improvement District Fund-By Function
For Fiscal Years Ending December 31, 2014

	Actual 2012	Budget 2013	Projected 2013	Budget 2014
Funding Sources:				
Program revenue and debt proceeds:				
Unallocated Revenue	\$ 186,504	\$ 186,510	\$ 186,510	\$ 186,505
Total Funding Sources	\$ 186,504	\$ 186,510	\$ 186,510	\$ 186,505
Funding Uses:				
Program Expenditures:				
Home and Community Services	\$ 186,500	\$ 186,510	\$ 186,510	\$ 186,505
Total Funding Uses	\$ 186,500	\$ 186,510	\$ 186,510	\$ 186,505

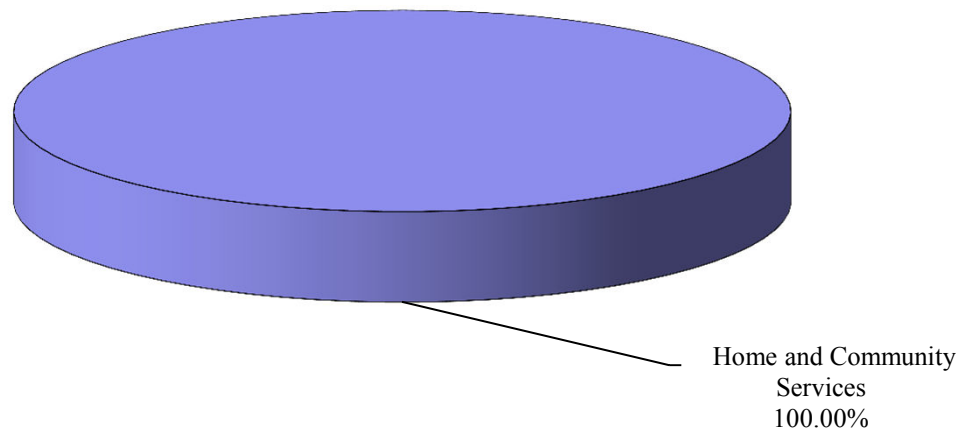
1. The Budget 2013 column includes prior year encumbrances funded by the Reserve for Encumbrances.

Town of Huntington
Business Improvement District Fund-By Function
For Fiscal Years Ending December 31, 2014

2014 PROGRAM REVENUE



2014 PROGRAM EXPENDITURES



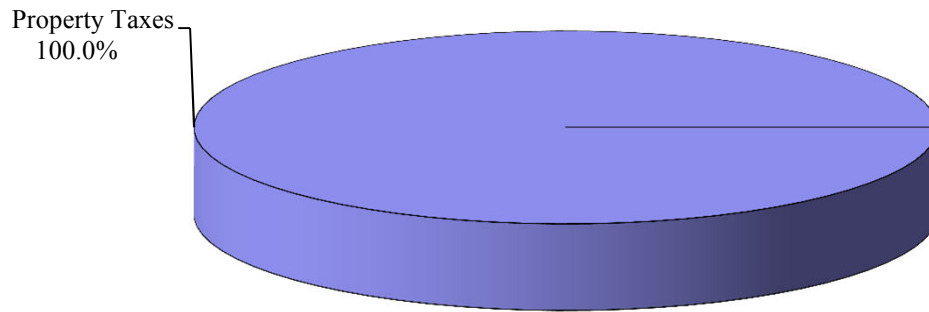
Town of Huntington
Business Improvement District Fund-By Object and Source
For Fiscal Years Ending December 31, 2014

	Actual 2012	Budget 2013	Projected 2013	Budget 2014
Funding Sources:				
Revenues and debt proceeds:				
Property Taxes	\$ 186,500	\$ 186,500	\$ 186,500	\$ 186,500
Other real property tax items	4	10	10	5
Total Funding Sources	\$ 186,504	\$ 186,510	\$ 186,510	\$ 186,505
Funding Uses:				
Expenditures:				
Contractual, Materials and Supplies	\$ 186,500	\$ 186,510	\$ 186,510	\$ 186,505
Total Funding Uses	\$ 186,500	\$ 186,510	\$ 186,510	\$ 186,505

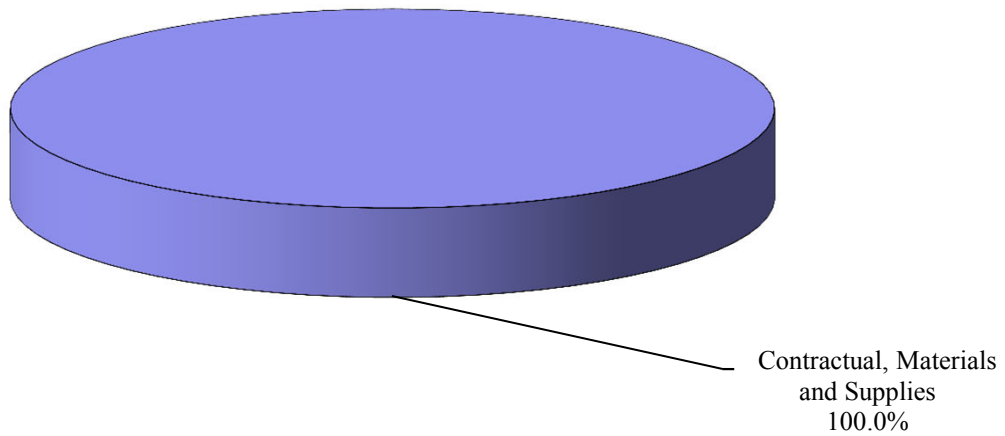
1. The Budget 2013 column includes prior year encumbrances funded by the Reserve for Encumbrances.

Town of Huntington
Business Improvement District Fund-By Object and Source
For Fiscal Years Ending December 31, 2014

2014 REVENUE BY SOURCE



2014 EXPENDITURES BY OBJECT



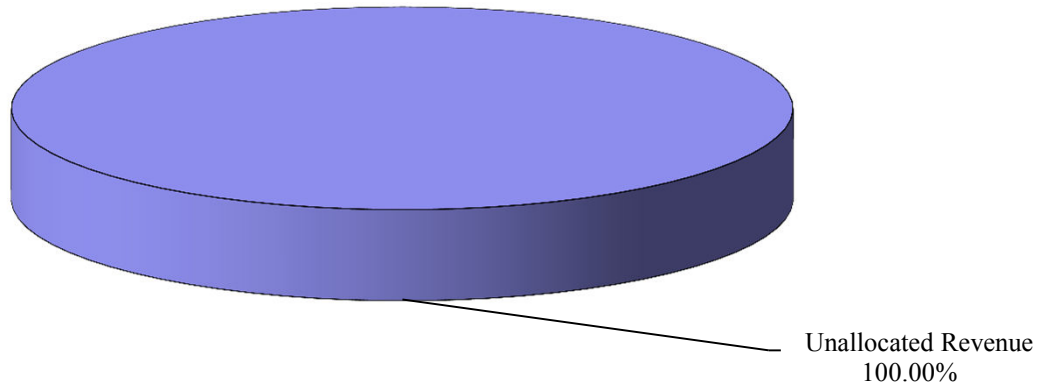
Town of Huntington
Fire Protection Fund-By Function
For Fiscal Years Ending December 31, 2014

	Actual 2012	Budget 2013	Projected 2013	Budget 2014
Funding Sources:				
Program revenue and debt proceeds:				
Unallocated Revenue	\$ 1,483,215	\$ 1,513,120	\$ 1,517,217	\$ 1,539,886
Total Funding Sources	\$ 1,483,215	\$ 1,513,120	\$ 1,517,217	\$ 1,539,886
Funding Uses:				
Program Expenditures:				
General Government	\$ 1,717	\$ -	\$ -	\$ -
Public Safety	1,390,221	1,419,747	1,419,747	1,447,489
Interfund Transfers	90,553	93,373	93,373	92,397
Total Funding Uses	\$ 1,482,491	\$ 1,513,120	\$ 1,513,120	\$ 1,539,886

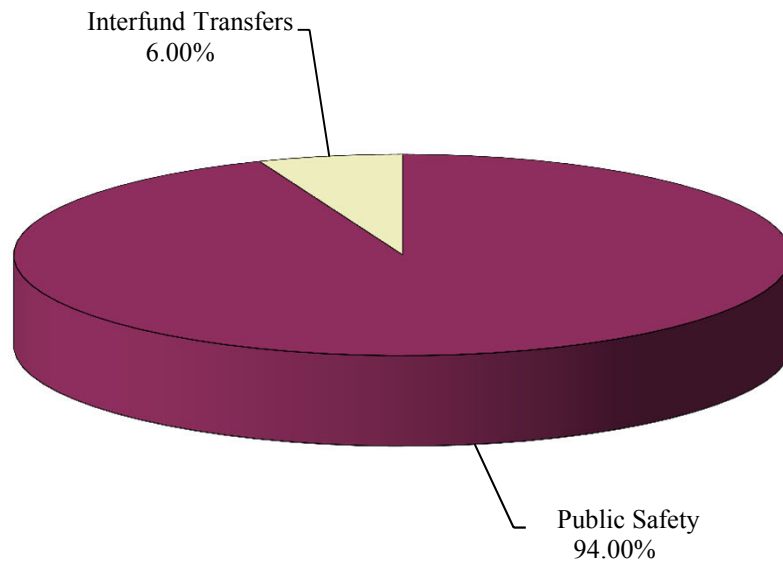
1. The Budget 2013 column includes prior year encumbrances funded by the Reserve for Encumbrances.

**Town of Huntington
Fire Protection Fund-By Function
For Fiscal Years Ending December 31, 2014**

2014 PROGRAM REVENUE



2014 PROGRAM EXPENDITURES



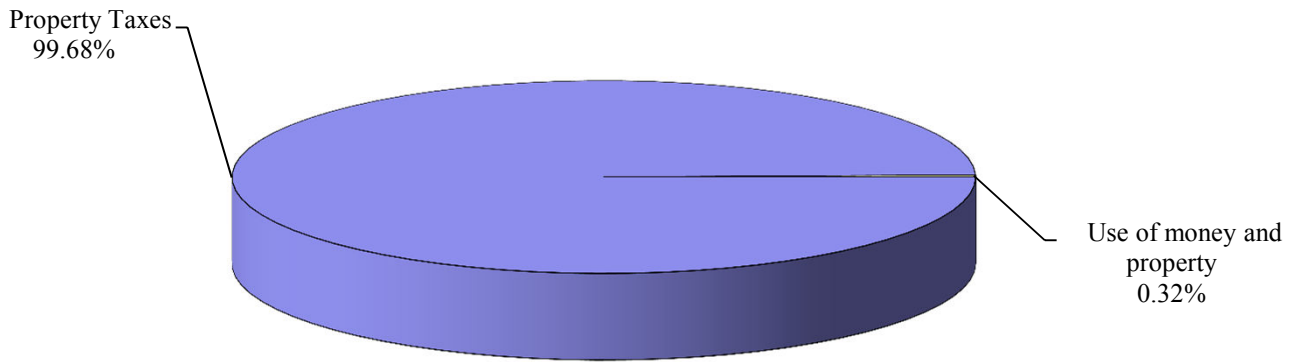
Town of Huntington
Fire Protection Fund-By Object and Source
For Fiscal Years Ending December 31, 2014

	Actual 2012	Budget 2013	Projected 2013	Budget 2014
Funding Sources:				
Revenues and debt proceeds:				
Property Taxes	\$ 1,482,472	\$ 1,512,120	\$ 1,512,120	\$ 1,534,886
Other real property tax items	29	-	-	-
Use of money and property	714	1,000	5,097	5,000
Total Funding Sources	\$ 1,483,215	\$ 1,513,120	\$ 1,517,217	\$ 1,539,886
Funding Uses:				
Expenditures:				
Contractual, Materials and Supplies	\$ 1,391,938	\$ 1,419,747	\$ 1,419,747	\$ 1,447,489
Interfund Transfers	90,553	93,373	93,373	92,397
Total Funding Uses	\$ 1,482,491	\$ 1,513,120	\$ 1,513,120	\$ 1,539,886

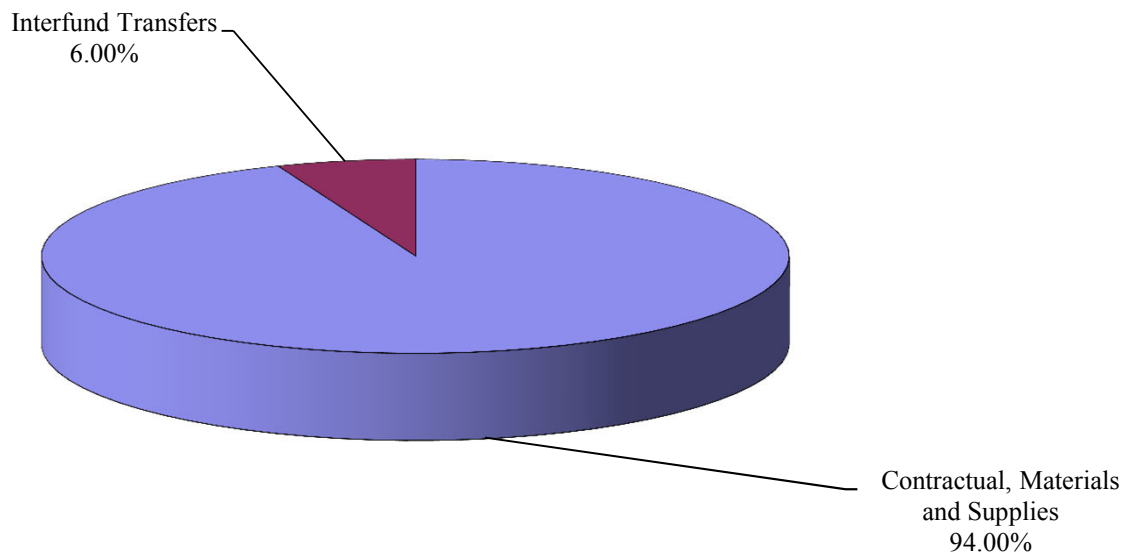
1. The Budget 2013 column includes prior year encumbrances funded by the Reserve for Encumbrances.

Town of Huntington
Fire Protection Fund-By Object and Source
For Fiscal Years Ending December 31, 2014

2014 REVENUE BY SOURCE



2014 EXPENDITURES BY OBJECT



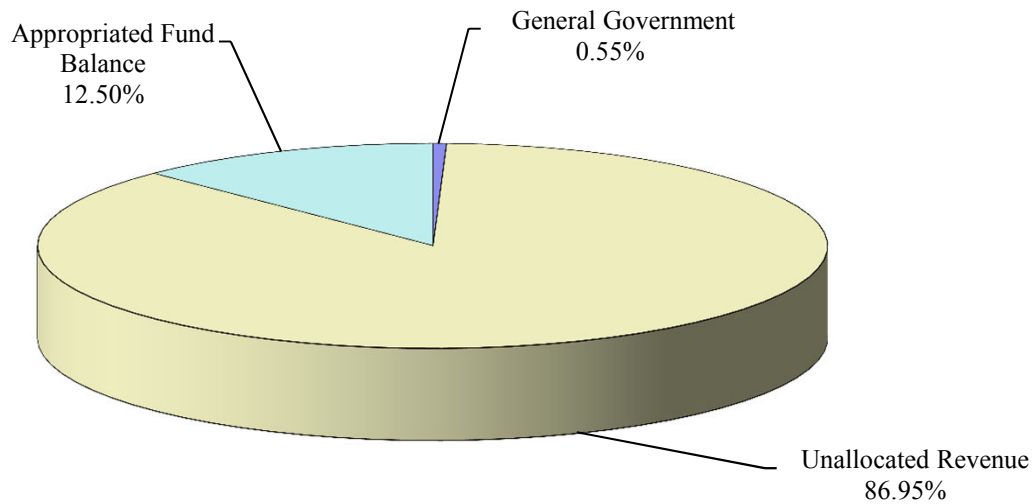
Town of Huntington
Street Lighting Fund-By Function
For Fiscal Years Ending December 31, 2014

	Actual 2012	Budget 2013	Projected 2013	Budget 2014
Funding Sources:				
Program revenue and debt proceeds:				
General Government	\$ 16,150	\$ 16,000	\$ 16,000	\$ 22,000
Transportation	67,890	-	340,907	-
Unallocated Revenue	3,802,531	3,731,526	3,728,689	3,478,543
Appropriated Fund Balance	-	-	-	500,000
Total Funding Sources	\$ 3,886,571	\$ 3,747,526	\$ 4,085,596	\$ 4,000,543
Funding Uses:				
Program Expenditures:				
General Government	\$ 8,899	\$ 42,900	\$ 14,585	\$ 9,889
Transportation	3,326,589	3,320,662	2,834,990	3,456,174
Debt Service Transfers	19,337	11,252	11,252	11,229
Interfund Transfers	505,748	466,342	466,342	523,251
Total Funding Uses	\$ 3,860,573	\$ 3,841,156	\$ 3,327,169	\$ 4,000,543

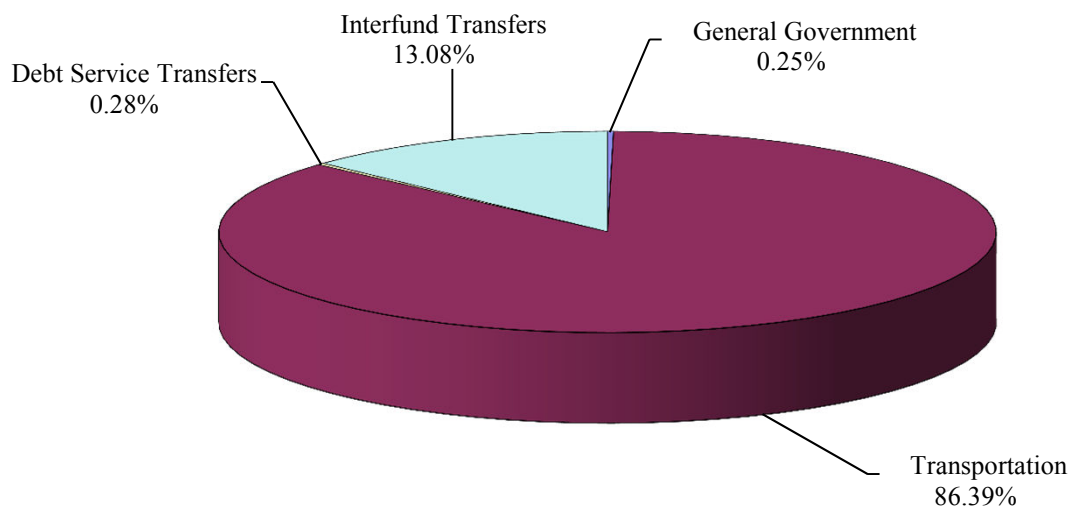
1. The Budget 2013 column includes prior year encumbrances funded by the Reserve for Encumbrances.

**Town of Huntington
Street Lighting Fund-By Function
For Fiscal Years Ending December 31, 2014**

2014 PROGRAM REVENUE



2014 PROGRAM EXPENDITURES



Town of Huntington
Street Lighting Fund-By Object and Source
For Fiscal Years Ending December 31, 2014

	Actual 2012	Budget 2013	Projected 2013	Budget 2014
Funding Sources:				
Revenues and debt proceeds:				
Property Taxes	\$ 3,782,502	\$ 3,706,826	\$ 3,706,826	\$ 3,449,543
Other real property tax items	2,750	2,000	2,000	6,500
Use of money and property	17,279	22,700	19,863	22,500
Miscellaneous	10,013	16,000	16,000	22,000
State Aid	6,138	-	-	-
Federal Aid	67,890	-	340,907	-
Appropriated Fund Balance	-	-	-	500,000
Total Funding Sources	\$ 3,886,572	\$ 3,747,526	\$ 4,085,596	\$ 4,000,543
Funding Uses:				
Expenditures:				
Salary and wages	\$ 690,628	\$ 715,296	\$ 727,137	\$ 750,279
Employee benefits and taxes	405,080	450,201	448,755	540,145
Contractual, Materials and Supplies	1,704,334	1,738,048	1,213,667	1,670,639
Debt Principal	15,541	7,909	7,909	8,202
Debt Interest	3,796	3,343	3,343	3,027
Fixed Assets	535,445	460,016	460,016	505,000
Interfund Transfers	505,748	466,342	466,342	523,251
Total Funding Uses	\$ 3,860,572	\$ 3,841,155	\$ 3,327,169	\$ 4,000,543

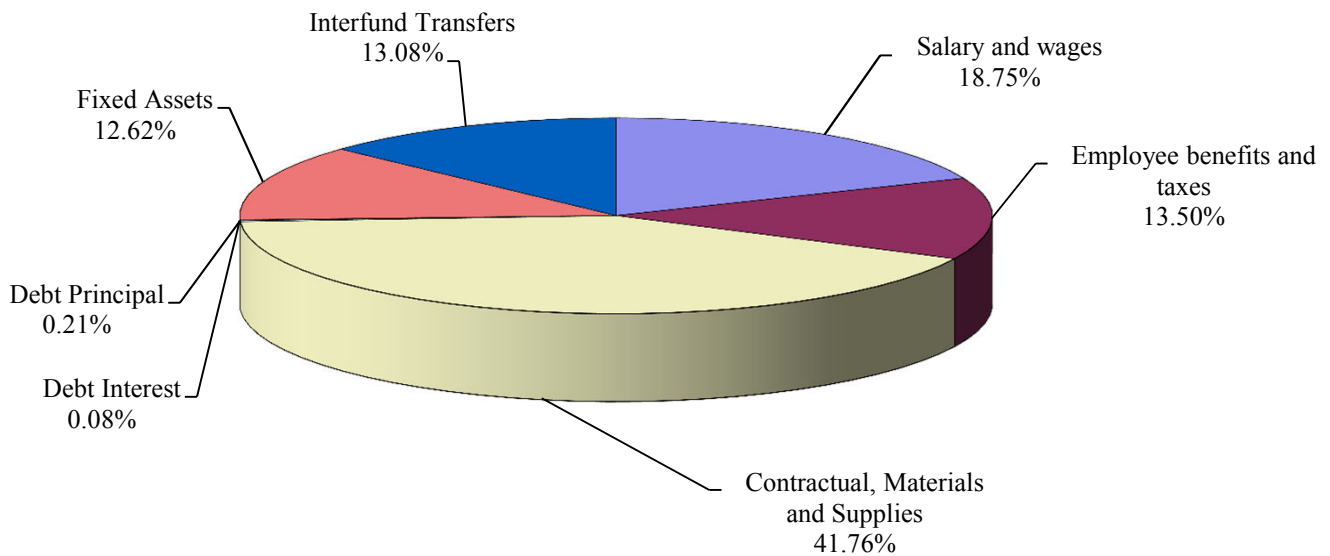
1. The Budget 2013 column includes prior year encumbrances funded by the Reserve for Encumbrances.

Town of Huntington
Street Lighting Fund-By Object and Source
For Fiscal Years Ending December 31, 2014

2014 REVENUE BY SOURCE



2014 EXPENDITURES BY OBJECT



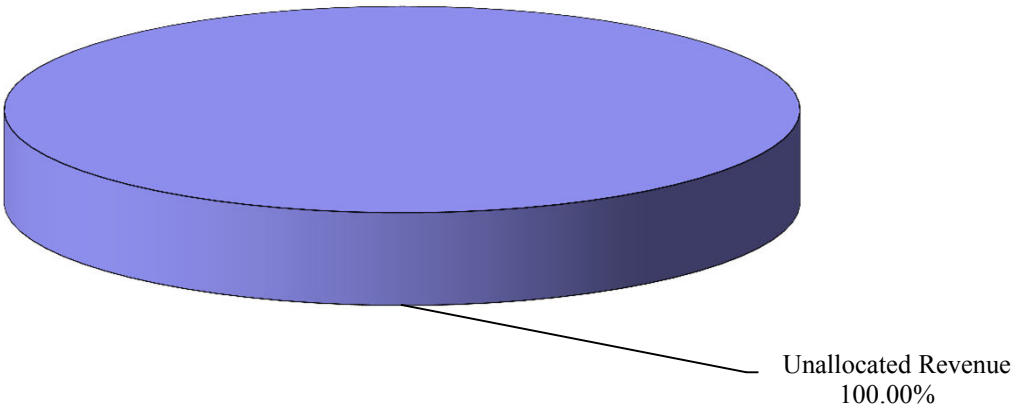
Town of Huntington
Commack Ambulance Fund-By Function
For Fiscal Years Ending Debenber 31, 2014

	Actual 2012	Budget 2013	Projected 2013	Budget 2014
Funding Sources:				
Program revenue and debt proceeds:				
Unallocated Revenue	\$ 572,872	\$ 585,324	\$ 586,142	\$ 598,925
Total Funding Sources	\$ 572,872	\$ 585,324	\$ 586,142	\$ 598,925
Funding Uses:				
Program Expenditures:				
Health	\$ 536,107	\$ 549,027	\$ 549,027	\$ 563,338
Interfund Transfers	36,102	36,297	36,297	35,587
Total Funding Uses	\$ 572,209	\$ 585,324	\$ 585,324	\$ 598,925

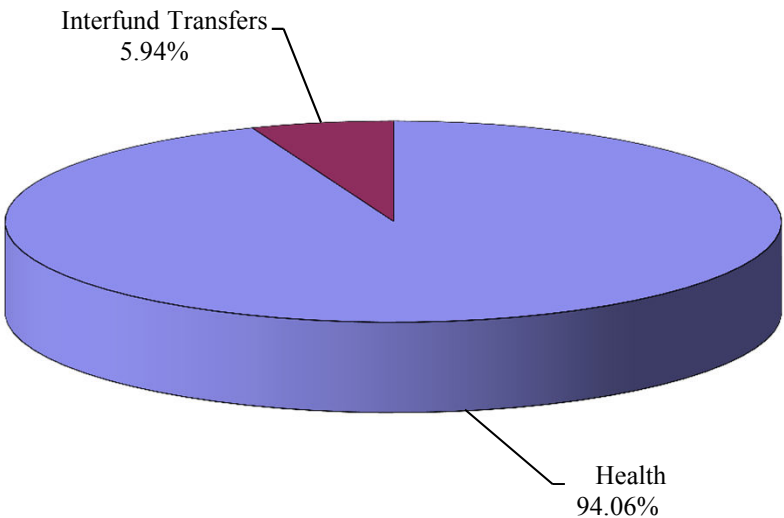
1. The Budget 2013 column includes prior year encumbrances funded by the Reserve for Encumbrances.

**Town of Huntington
Commack Ambulance Fund-By Function
For Fiscal Years Ending December 31, 2014**

2014 PROGRAM REVENUE



2014 PROGRAM EXPENDITURES



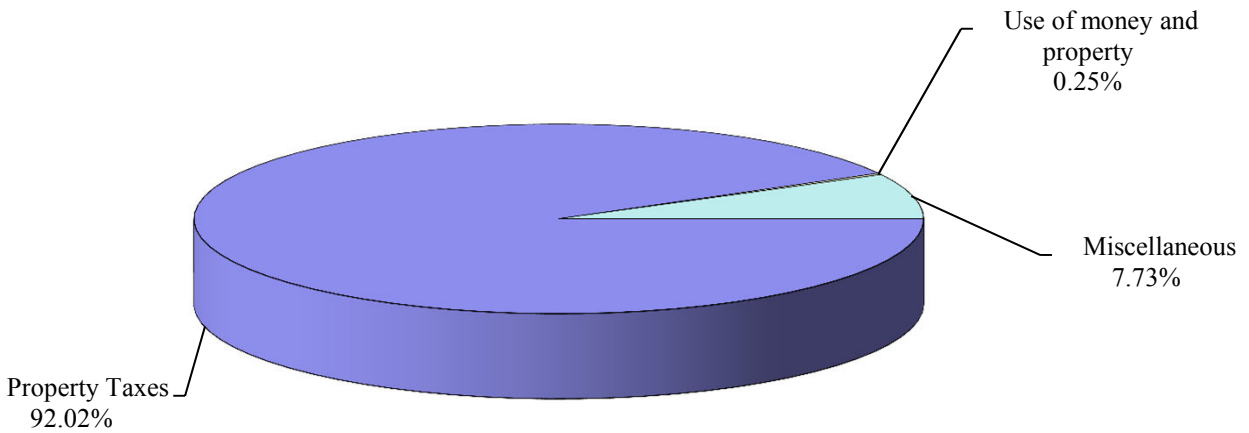
Town of Huntington
Commack Ambulance-By Object and Source
For Fiscal Years Ending December 31, 2014

	Actual 2012	Budget 2013	Projected 2013	Budget 2014
Funding Sources:				
Revenues and debt proceeds:				
Property Taxes	\$ 527,622	\$ 538,174	\$ 538,174	\$ 551,125
Other real property tax items	10	50	50	-
Use of money and property	430	800	1,618	1,500
Miscellaneous	44,809	46,300	46,300	46,300
Total Funding Sources	\$ 572,871	\$ 585,324	\$ 586,142	\$ 598,925
Funding Uses:				
Expenditures:				
Employee benefits and taxes	\$ 69,687	\$ 72,000	\$ 72,000	\$ 72,000
Contractual, Materials and Supplies	466,420	477,027	477,027	491,338
Interfund Transfers	36,102	36,297	36,297	35,587
Total Funding Uses	\$ 572,209	\$ 585,324	\$ 585,324	\$ 598,925

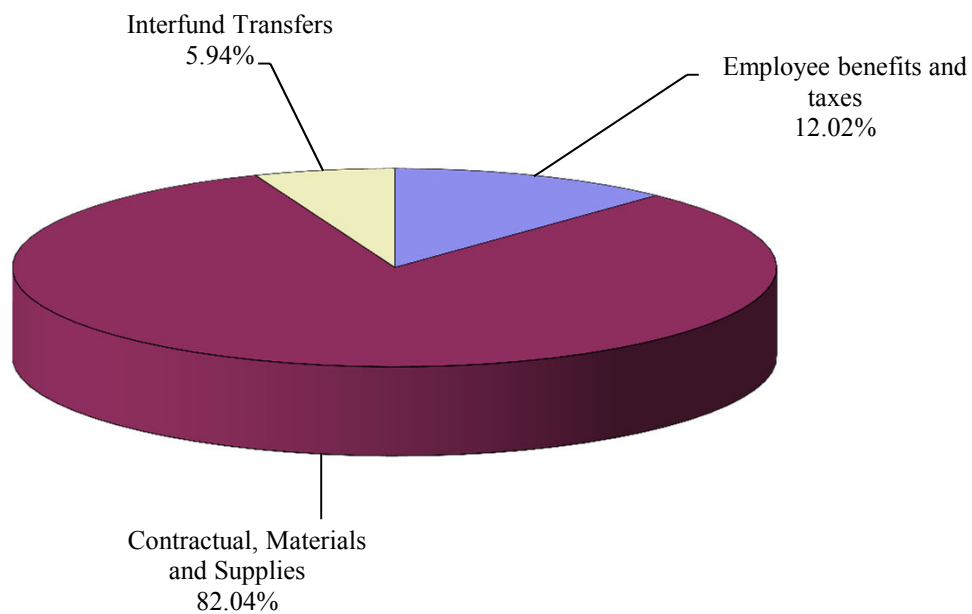
1. The Budget 2013 column includes prior year encumbrances funded by the Reserve for Encumbrances.

**Town of Huntington
Commack Ambulance-By Object and Source
For Fiscal Years Ending December 31, 2014**

2014 REVENUE BY SOURCE



2014 EXPENDITURES BY OBJECT



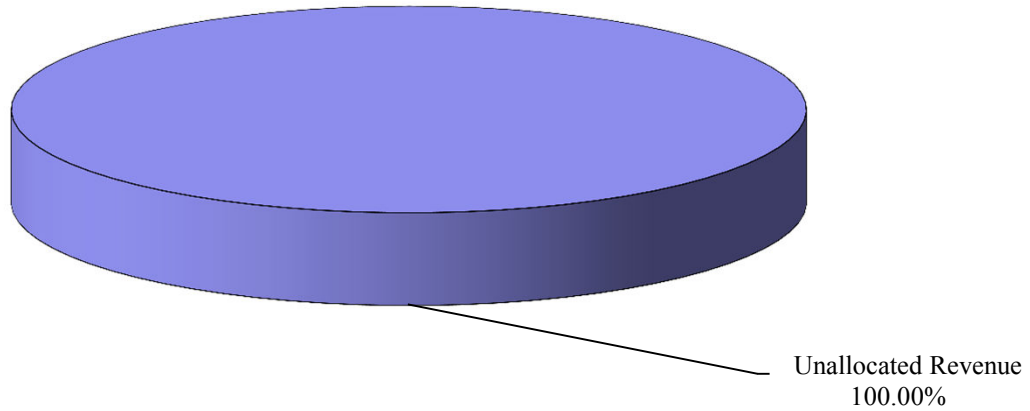
Town of Huntington
Huntington Ambulance Fund-By Function
For Fiscal Years Ending December 31, 2014

	Actual 2012	Budget 2013	Projected 2013	Budget 2014
Funding Sources:				
Program revenue and debt proceeds:				
Unallocated Revenue	\$ 2,256,723	\$ 2,301,967	\$ 2,306,301	\$ 2,387,148
Total Funding Sources	\$ 2,256,723	\$ 2,301,967	\$ 2,306,301	\$ 2,387,148
Funding Uses:				
Program Expenditures:				
Health	\$ 2,141,389	\$ 2,158,434	\$ 2,158,434	\$ 2,245,003
Interfund Transfers	141,363	143,533	143,533	142,145
Total Funding Uses	\$ 2,282,752	\$ 2,301,967	\$ 2,301,967	\$ 2,387,148

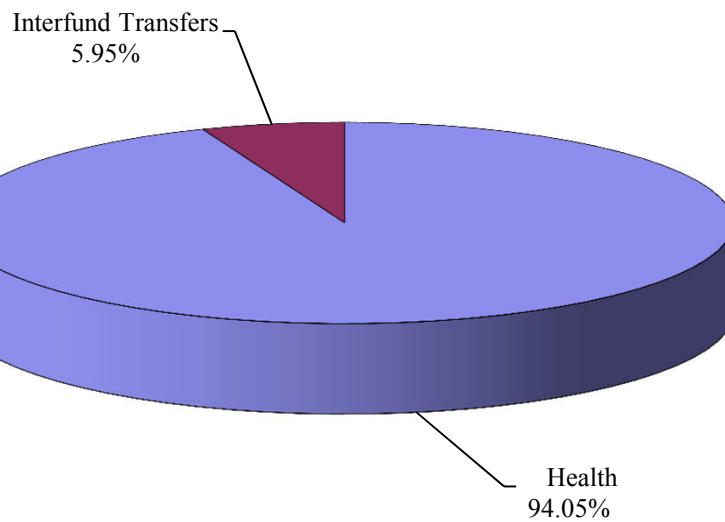
1. The Budget 2013 column includes prior year encumbrances funded by the Reserve for Encumbrances.

**Town of Huntington
Huntington Ambulance Fund-By Function
For Fiscal Years Ending December 31, 2014**

2014 PROGRAM REVENUE



2014 PROGRAM EXPENDITURES



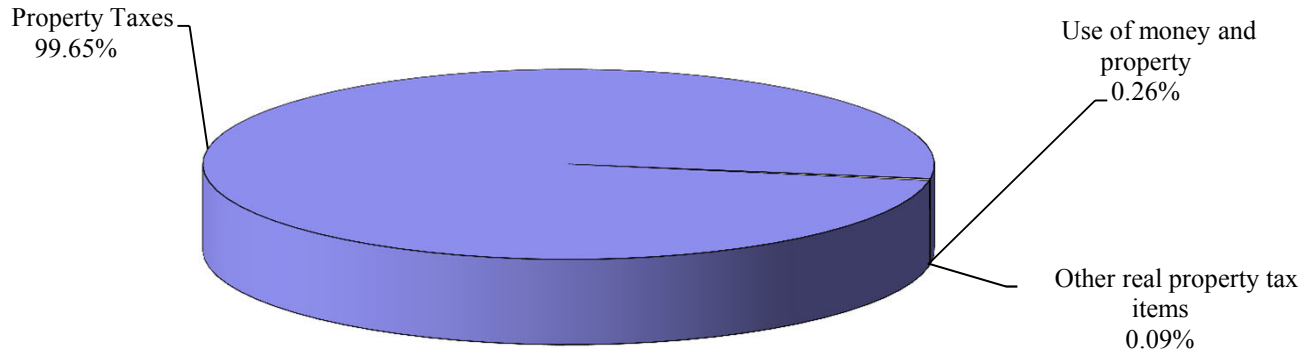
Town of Huntington
Huntington Ambulance Fund-By Object and Source
For Fiscal Years Ending December 31, 2014

	Actual 2012	Budget 2013	Projected 2013	Budget 2014
Funding Sources:				
Revenues and debt proceeds:				
Property Taxes	\$ 2,252,713	\$ 2,297,767	\$ 2,297,767	\$ 2,378,848
Other real property tax items	2,039	2,200	2,200	2,200
Use of money and property	1,972	2,000	6,334	6,100
Total Funding Sources	\$ 2,256,724	\$ 2,301,967	\$ 2,306,301	\$ 2,387,148
Funding Uses:				
Expenditures:				
Employee benefits and taxes	\$ 355,889	\$ 330,000	\$ 330,000	\$ 380,000
Contractual, Materials and Supplies	1,785,500	1,828,434	1,828,434	1,865,003
Interfund Transfers	141,363	143,533	143,533	142,145
Total Funding Uses	\$ 2,282,752	\$ 2,301,967	\$ 2,301,967	\$ 2,387,148

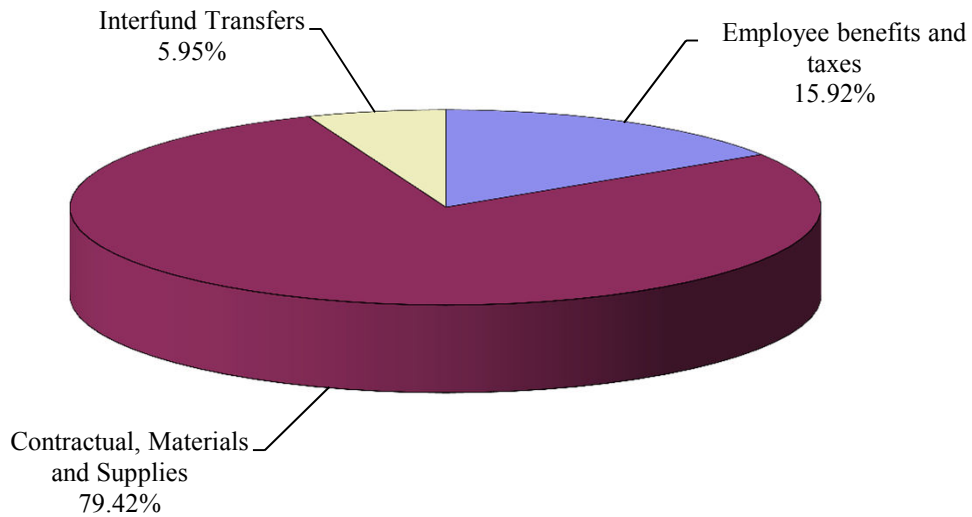
1. The Budget 2013 column includes prior year encumbrances funded by the Reserve for Encumbrances.

Town of Huntington
Huntington Ambulance Fund-By Object and Source
For Fiscal Years Ending December 31, 2014

2014 REVENUE BY SOURCE



2014 EXPENDITURES BY OBJECT



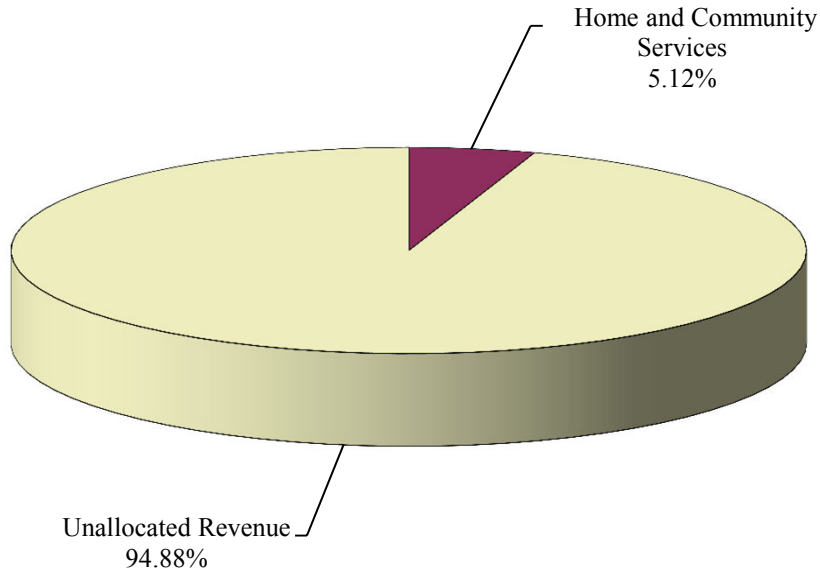
Town of Huntington
Huntington Sewer Fund-By Function
For Fiscal Years Ending December 31, 2014

	Actual 2012	Budget 2013	Projected 2013	Budget 2014
Funding Sources:				
Program revenue and debt proceeds:				
General Government	\$ 59,425	\$ -	\$ -	\$ -
Home and Community Services	333,230	300,000	300,000	276,600
Unallocated Revenue	4,771,326	4,799,396	4,797,052	5,120,667
Total Funding Sources	\$ 5,163,981	\$ 5,099,396	\$ 5,097,052	\$ 5,397,267
Funding Uses:				
Program Expenditures:				
General Government	\$ 15,376	\$ 20,499	\$ 20,499	\$ 19,955
Home and Community Services	3,572,835	3,571,291	3,557,566	3,839,656
Debt Service Transfers	804,901	856,387	856,387	852,434
Interfund Transfers	731,646	658,830	658,830	685,222
Total Funding Uses	\$ 5,124,758	\$ 5,107,007	\$ 5,093,282	\$ 5,397,267

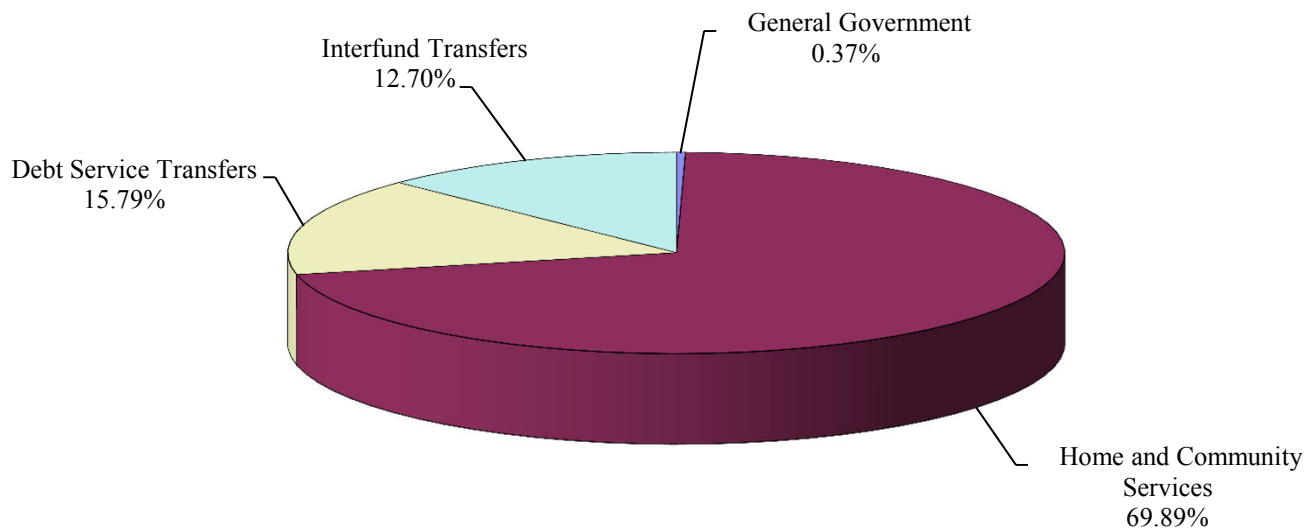
1. The Budget 2013 column includes prior year encumbrances funded by the Reserve for Encumbrances.

Town of Huntington
Huntington Sewer Fund-By Function
For Fiscal Years Ending December 31, 2014

2014 PROGRAM REVENUE



2014 PROGRAM EXPENDITURES



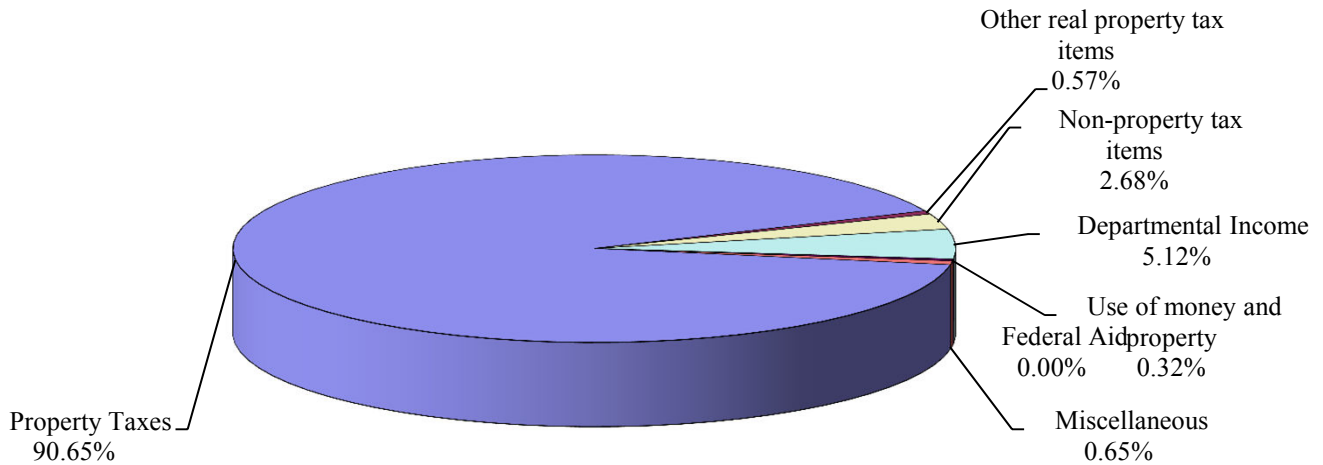
Town of Huntington
Huntington Sewer Fund-By Object and Source
For Fiscal Years Ending December 31, 2014

	Actual 2012	Budget 2013	Projected 2013	Budget 2014
Funding Sources:				
Revenues and debt proceeds:				
Property Taxes	\$ 4,571,191	\$ 4,578,695	\$ 4,578,695	\$ 4,892,466
Other real property tax items	29,650	22,500	22,500	31,000
Non-property tax items	144,701	144,701	144,701	144,701
Departmental Income	333,230	300,000	300,000	276,600
Use of money and property	13,713	18,500	16,156	17,500
Miscellaneous	12,071	35,000	35,000	35,000
State Aid	7,634	-	-	-
Federal Aid	51,792	-	-	-
Total Funding Sources	\$ 5,163,982	\$ 5,099,396	\$ 5,097,052	\$ 5,397,267
Funding Uses:				
Expenditures:				
Salary and wages	\$ 1,525,758	\$ 1,473,744	\$ 1,473,744	\$ 1,537,324
Employee benefits and taxes	1,160,932	1,057,553	1,036,553	1,148,856
Contractual, Materials and Supplies	890,764	1,046,493	1,053,768	1,160,931
Debt Principal	591,334	637,395	637,395	655,447
Debt Interest	213,567	218,992	218,992	196,987
Fixed Assets	10,757	14,000	14,000	12,500
Interfund Transfers	731,646	658,830	658,830	685,222
Total Funding Uses	\$ 5,124,758	\$ 5,107,007	\$ 5,093,282	\$ 5,397,267

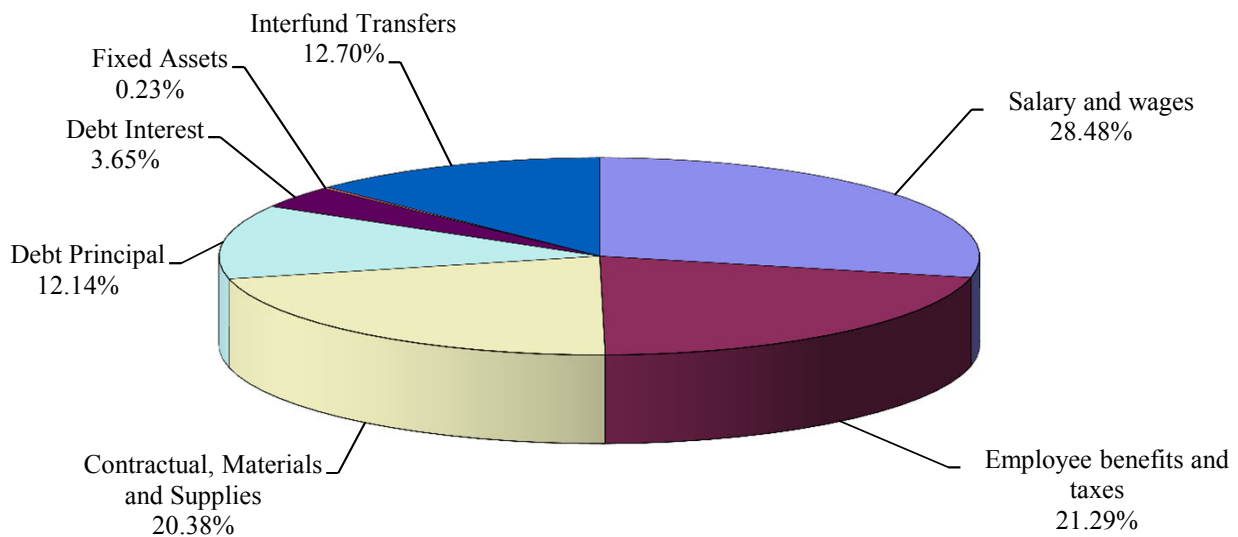
1. The Budget 2013 column includes prior year encumbrances funded by the Reserve for Encumbrances.

Town of Huntington
Huntington Sewer Fund-By Object and Source
For Fiscal Years Ending December 31, 2014

2014 REVENUE BY SOURCE



2014 EXPENDITURES BY OBJECT



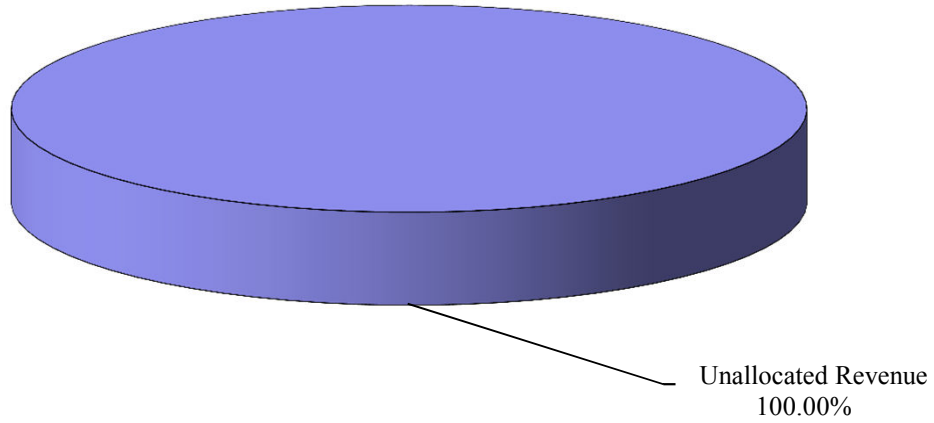
Town of Huntington
Centerport Sewer Fund-By Function
For Fiscal Years Ending December 31, 2014

	Actual 2012	Budget 2013	Projected 2013	Budget 2014
Funding Sources:				
Program revenue and debt proceeds:				
Unallocated Revenue	\$ 116,353	\$ 116,457	\$ 116,441	\$ 114,219
Total Funding Sources	\$ 116,353	\$ 116,457	\$ 116,441	\$ 114,219
Funding Uses:				
Program Expenditures:				
General Government	\$ 491	\$ 6,150	\$ 1,000	\$ -
Home and Community Services	47,280	87,898	87,898	87,159
Interfund Transfers	37,758	22,768	22,768	27,060
Total Funding Uses	\$ 85,529	\$ 116,816	\$ 111,666	\$ 114,219

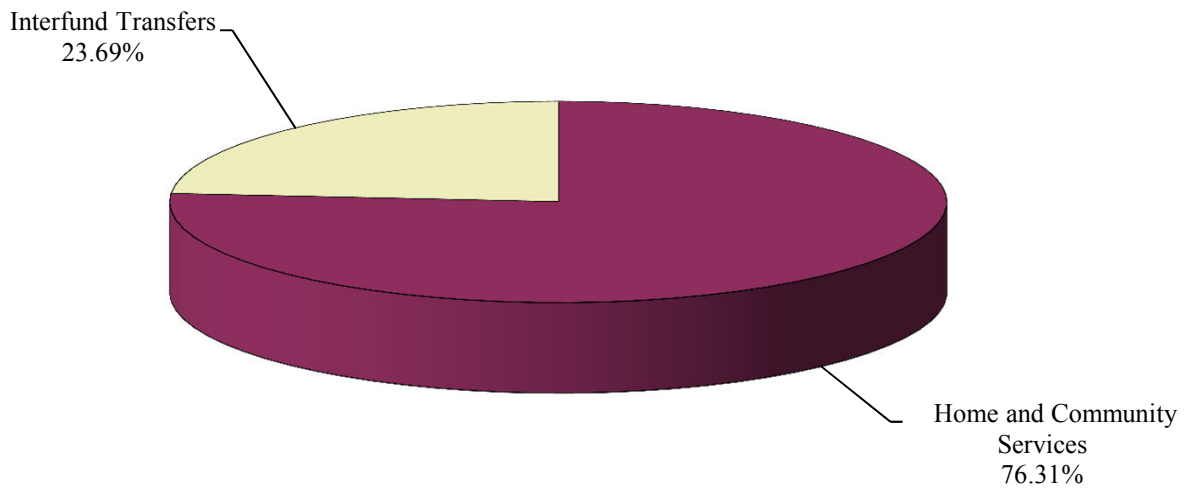
1. The Budget 2013 column includes prior year encumbrances funded by the Reserve for Encumbrances.

**Town of Huntington
Centerport Sewer Fund-By Function
For Fiscal Years Ending December 31, 2014**

2014 PROGRAM REVENUE



2014 PROGRAM EXPENDITURES



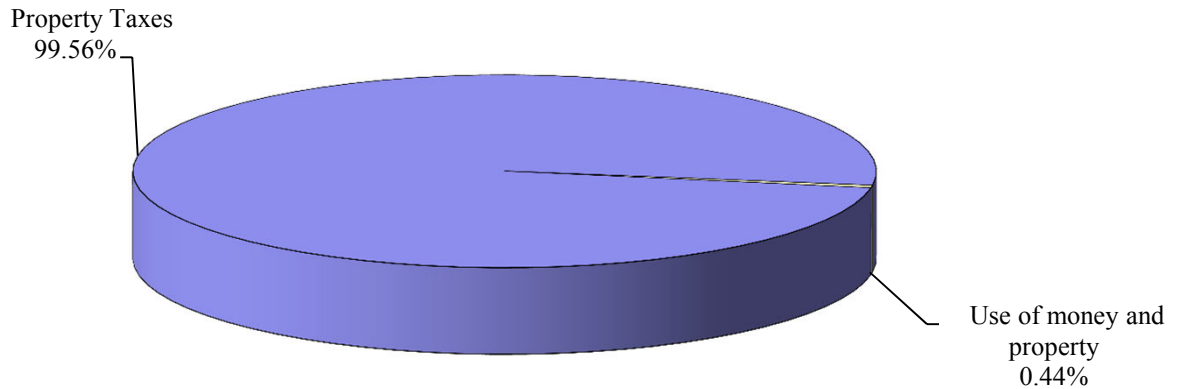
Town of Huntington
Centerport Sewer Fund-By Object and Source
For Fiscal Years Ending December 31, 2014

	Actual 2012	Budget 2013	Projected 2013	Budget 2014
Funding Sources:				
Revenues and debt proceeds:				
Property Taxes	\$ 115,957	\$ 115,957	\$ 115,957	\$ 113,719
Other real property tax items	2	-	-	-
Use of money and property	393	500	484	500
Total Funding Sources	\$ 116,352	\$ 116,457	\$ 116,441	\$ 114,219
Funding Uses:				
Expenditures:				
Salary and wages	\$ 436	\$ 8,000	\$ 8,000	\$ 8,000
Employee benefits and taxes	35	639	639	639
Contractual, Materials and Supplies	47,301	85,409	80,259	78,520
Interfund Transfers	37,758	22,768	22,768	27,060
Total Funding Uses	\$ 85,530	\$ 116,816	\$ 111,666	\$ 114,219

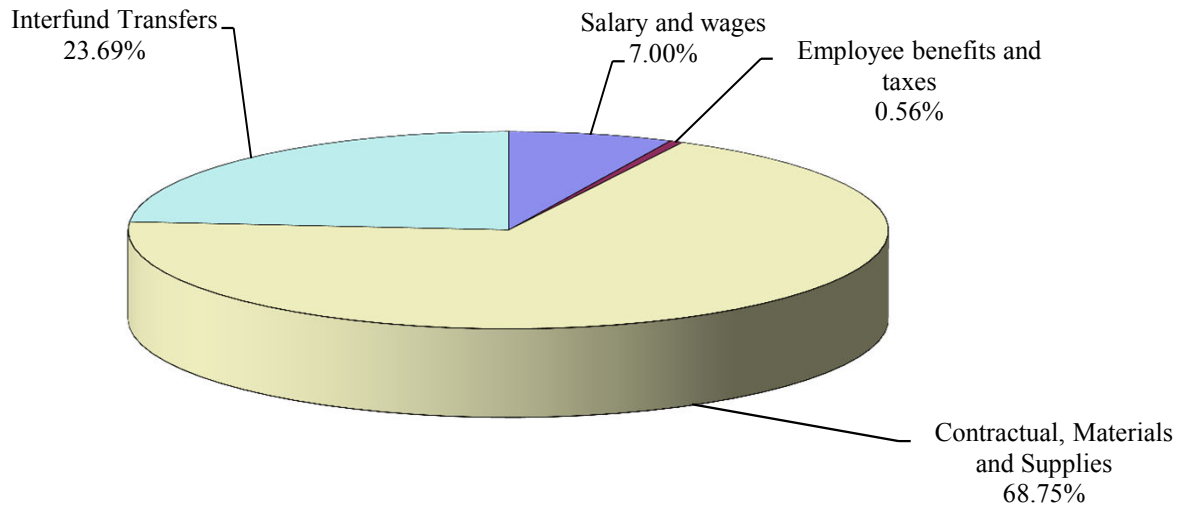
1. The Budget 2013 column includes prior year encumbrances funded by the Reserve for Encumbrances.

**Town of Huntington
Centerport Sewer Fund-By Object and Source
For Fiscal Years Ending December 31, 2014**

2014 REVENUE BY SOURCE



2014 EXPENDITURES BY OBJECT



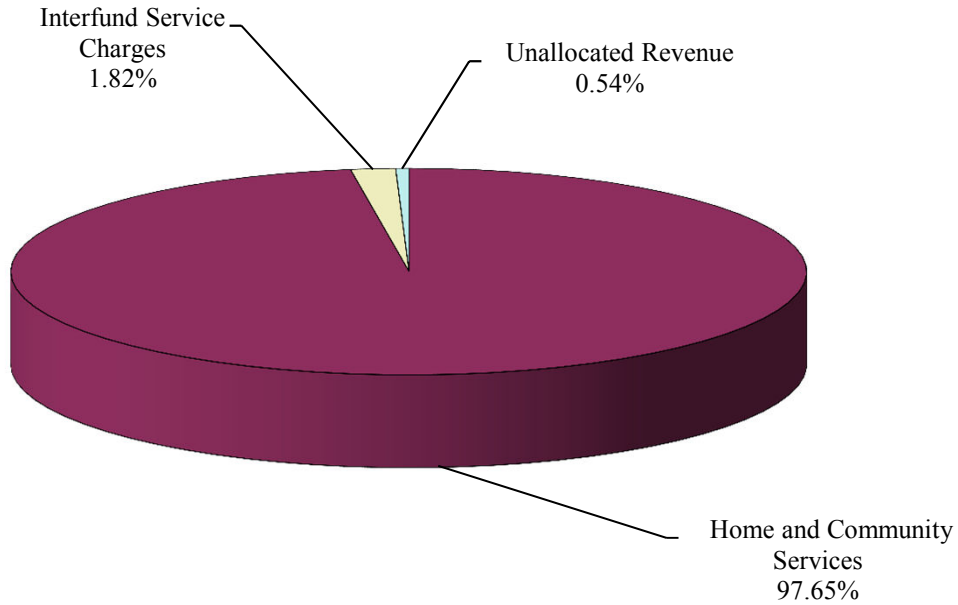
Town of Huntington
Waste Water Fund-By Function
For Fiscal Years Ending December 31, 2014

	Actual 2012	Budget 2013	Projected 2013	Budget 2014
Funding Sources:				
Program revenue and debt proceeds:				
General Government	\$ 1,809	\$ -	\$ -	\$ -
Home and Community Services	1,164,404	990,942	1,142,684	1,045,000
Interfund Service Charges	18,901	17,991	17,991	19,424
Unallocated Revenue	12,877	5,700	5,871	5,738
Appropriated Fund Balance	-	240,000	240,000	-
Total Funding Sources	\$ 1,197,991	\$ 1,254,633	\$ 1,406,546	\$ 1,070,162
Funding Uses:				
Program Expenditures:				
General Government	\$ 1,970	\$ 3,174	\$ 3,174	\$ 1,711
Home and Community Services	872,287	958,411	944,881	940,358
Interfund Transfers	141,194	296,943	296,943	128,093
Total Funding Uses	\$ 1,015,451	\$ 1,258,528	\$ 1,244,998	\$ 1,070,162

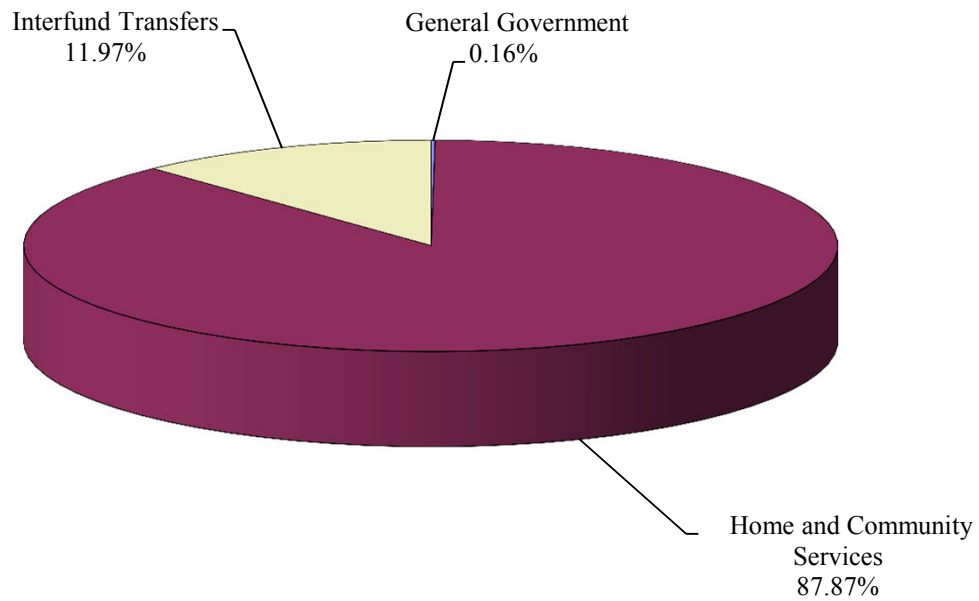
1. The Budget 2013 column includes prior year encumbrances funded by the Reserve for Encumbrances.

**Town of Huntington
Waste Water Fund-By Function
For Fiscal Years Ending December 31, 2014**

2014 PROGRAM REVENUE



2014 PROGRAM EXPENDITURES



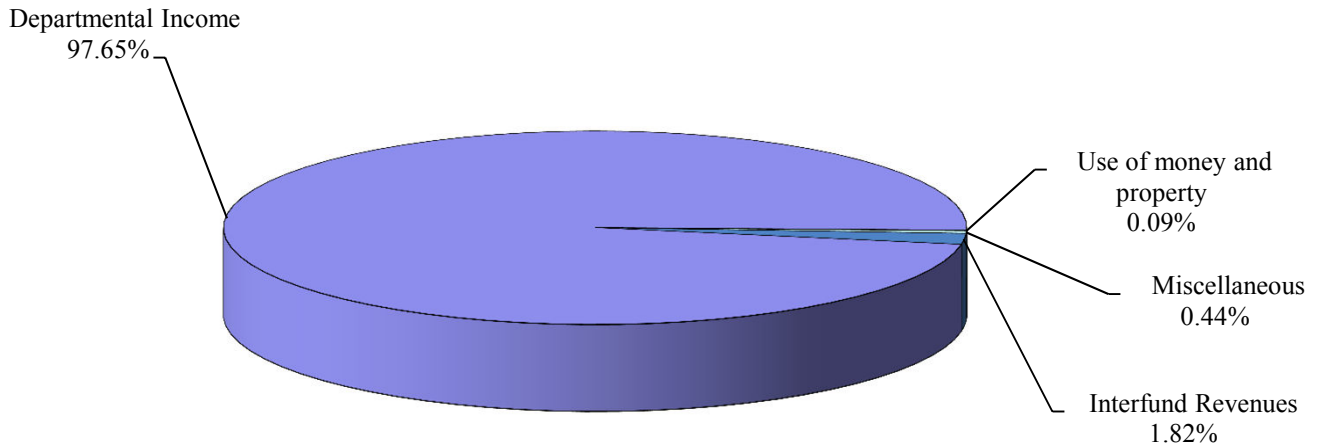
Town of Huntington
Waste Water Fund-By Object and Source
For Fiscal Years Ending December 31, 2014

	Actual 2012	Budget 2013	Projected 2013	Budget 2014
Funding Sources:				
Revenues and debt proceeds:				
Departmental Income	\$ 1,152,368	\$ 990,942	\$ 1,100,000	\$ 1,045,000
Use of money and property	735	700	871	1,000
Sale of property and compensation for loss	12,142	-	-	-
Miscellaneous	-	5,000	5,000	4,738
State Aid	1,809	-	-	-
Federal Aid	12,036	-	42,684	-
Interfund Revenues	18,901	17,991	17,991	19,424
Appropriated Fund Balance	-	240,000	240,000	-
Total Funding Sources	\$ 1,197,991	\$ 1,254,633	\$ 1,406,546	\$ 1,070,162
Funding Uses:				
Expenditures:				
Salary and wages	\$ 186,655	\$ 177,468	\$ 179,355	\$ 181,757
Employee benefits and taxes	98,954	118,549	90,312	119,351
Contractual, Materials and Supplies	588,648	651,568	664,388	636,961
Fixed Assets	-	14,000	14,000	4,000
Interfund Transfers	141,194	296,943	296,943	128,093
Total Funding Uses	\$ 1,015,451	\$ 1,258,528	\$ 1,244,998	\$ 1,070,162

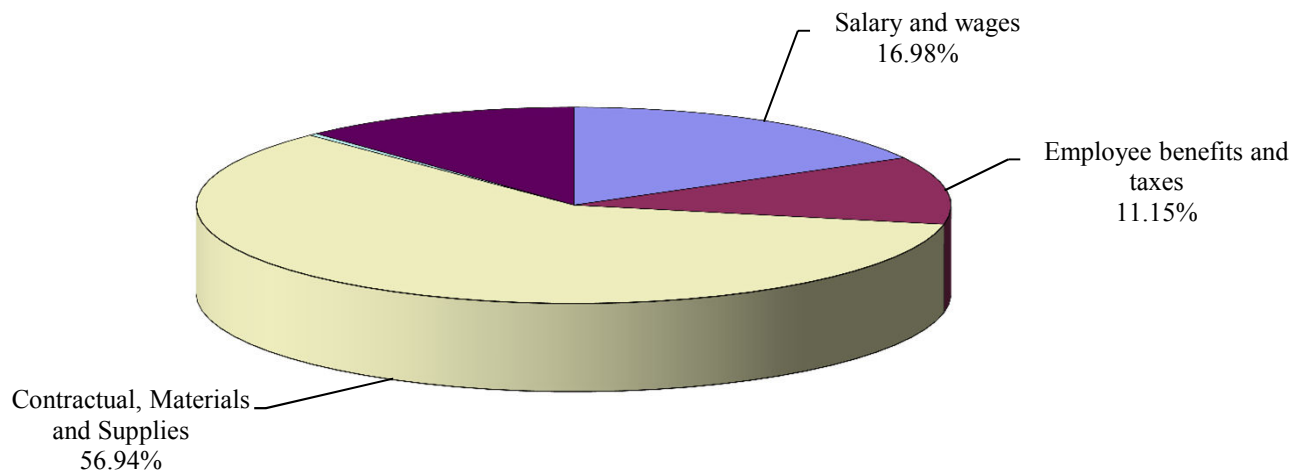
1. The Budget 2013 column includes prior year encumbrances funded by the Reserve for Encumbrances.

**Town of Huntington
Waste Water Fund-By Object and Source
For Fiscal Years Ending December 31, 2014**

2014 REVENUE BY SOURCE



2014 EXPENDITURES BY OBJECT



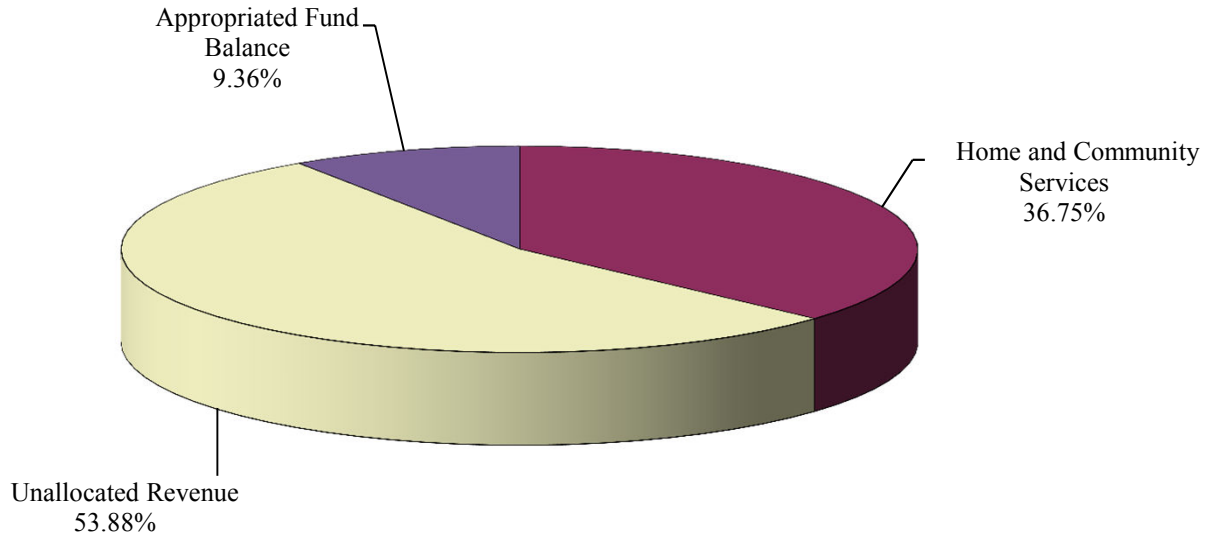
Town of Huntington
Dix Hills Water District-By Function
For Fiscal Years Ending December 31, 2014

	Actual 2012	Budget 2013	Projected 2013	Budget 2014
Funding Sources:				
Program revenue and debt proceeds:				
General Government	\$ 5,195	\$ -	\$ -	\$ -
Home and Community Services	1,943,293	1,984,500	1,985,092	1,963,000
Unallocated Revenue	3,415,256	3,276,539	3,275,529	2,877,837
Appropriated Fund Balance	-	387,291	387,291	500,000
Total Funding Sources	\$ 5,363,744	\$ 5,648,330	\$ 5,647,912	\$ 5,340,837
Funding Uses:				
Program Expenditures:				
General Government	\$ 15,175	\$ 150,669	\$ 48,002	\$ 20,842
Home and Community Services	3,518,988	3,754,972	3,473,564	3,790,480
Debt Service Transfers	877,514	854,381	854,381	917,438
Interfund Transfers	717,445	987,828	987,828	612,077
Total Funding Uses	\$ 5,129,122	\$ 5,747,850	\$ 5,363,775	\$ 5,340,837

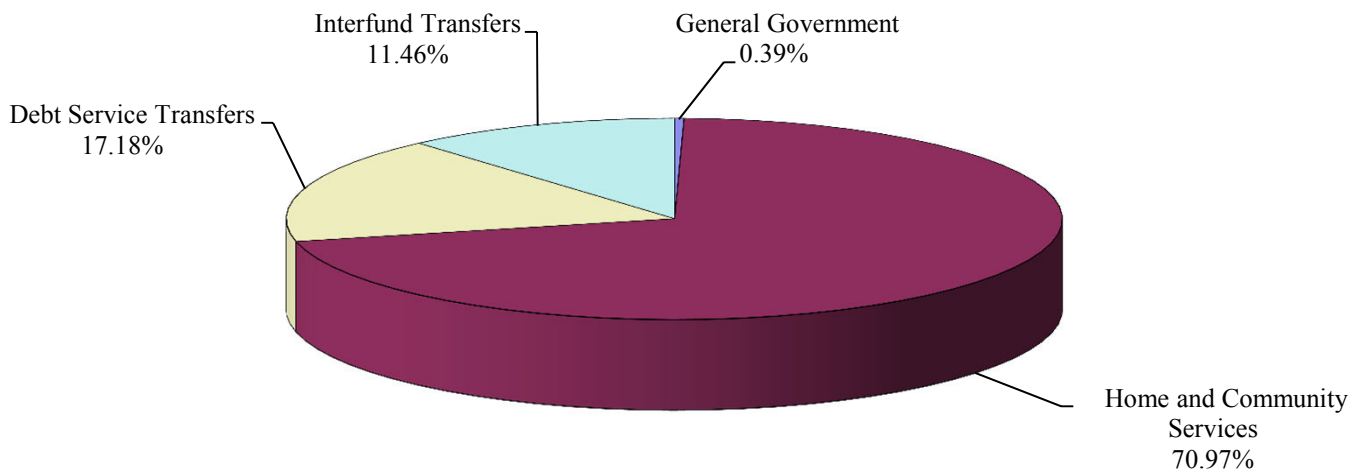
1. The Budget 2013 column includes prior year encumbrances funded by the Reserve for Encumbrances.

**Town of Huntington
Dix Hills Water District-By Function
For Fiscal Years Ending December 31, 2014**

2014 PROGRAM REVENUE



2014 PROGRAM EXPENDITURES



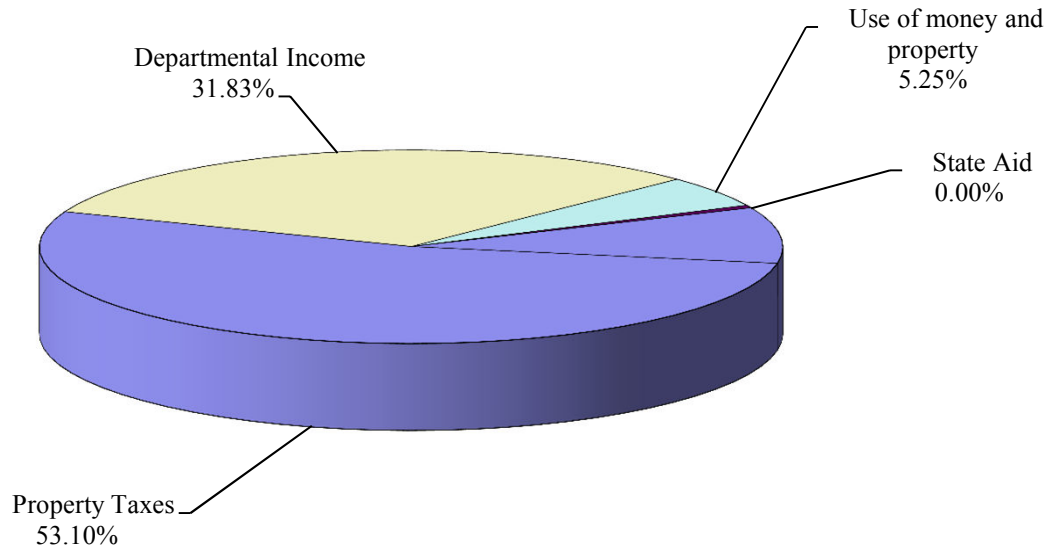
Town of Huntington
Dix Hills Water District-By Object and Source
For Fiscal Years Ending December 31, 2014

	Actual 2012	Budget 2013	Projected 2013	Budget 2014
Funding Sources:				
Revenues and debt proceeds:				
Property Taxes	\$ 3,393,131	\$ 3,235,539	\$ 3,235,539	\$ 2,836,087
Other real property tax items	67	-	-	-
Departmental Income	1,675,664	1,739,000	1,739,150	1,700,250
Use of money and property	263,409	264,500	263,240	280,500
Miscellaneous	3,886	22,000	22,100	24,000
State Aid	5,195	-	-	-
Federal Aid	22,393	-	592	-
Appropriated Fund Balance	-	387,291	387,291	500,000
Total Funding Sources	\$ 5,363,745	\$ 5,648,330	\$ 5,647,912	\$ 5,340,837
Funding Uses:				
Expenditures:				
Salary and wages	\$ 1,114,701	\$ 1,097,890	\$ 1,042,725	\$ 1,069,731
Employee benefits and taxes	714,984	835,429	699,472	902,949
Contractual, Materials and Supplies	1,627,394	1,944,117	1,751,164	1,835,642
Debt Principal	713,855	681,068	681,068	742,460
Debt Interest	163,659	173,313	173,313	174,978
Fixed Assets	75,863	25,704	28,204	500
Interfund Transfers	718,667	990,328	987,828	614,577
Total Funding Uses	\$ 5,129,123	\$ 5,747,849	\$ 5,363,774	\$ 5,340,837

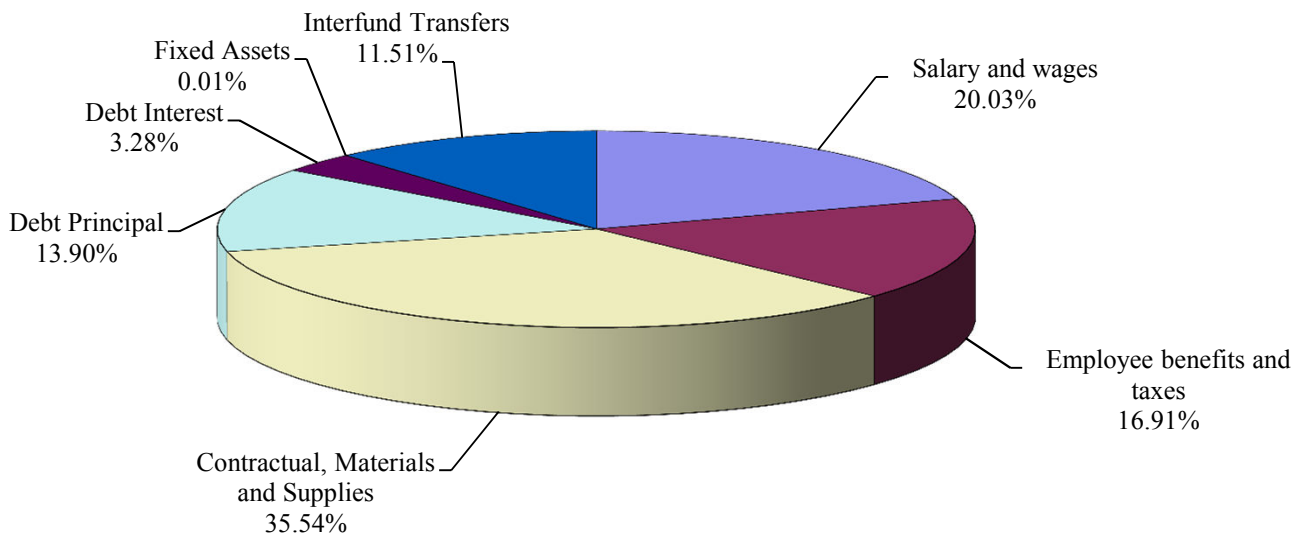
1. The Budget 2013 column includes prior year encumbrances funded by the Reserve for Encumbrances.

**Town of Huntington
Dix Hills Water District-By Object and Source
For Fiscal Years Ending December 31, 2014**

2014 REVENUE BY SOURCE



2014 EXPENDITURES BY OBJECT



Departmental Summaries and Budgets





Assessor

Roger D. Ramme, Assessor

♦ Section I - Departmental Mission:

The mission of the Assessor's Office is to maintain a fair, accurate and timely valuation of the Town's assessment roll of all real property within the Town in an equitable manner. Once finalized, the annual Town Assessment Roll becomes the tax base which is utilized to apportion the annual Town Tax Warrant, currently over \$900 million. This funds the Town, County, Schools, Libraries and special districts' (fire, water, ambulance, sewer, refuse, lighting, and business improvement districts) operating budgets. An accurate assessment roll shall further the Town's strategic goal of maintaining fiscal strength with a Town tax structure to deliver public services.

The primary mission of the STAR Division is to educate the public regarding STAR and ensure that all eligible Town of Huntington residents file applications in a timely manner to receive their School Tax Relief (STAR) exemption as soon as legally possible.

♦ Section II - Legal Authority:

The duties and responsibilities of the Assessor's Office are governed by New York State Real Property Law and the New York State Rules for Real Property Tax Administration. The appointment of the Town Assessor is authorized under Section 310 of the Real Property Tax Law and Local Law No. 9-1982 of the Town Code.

The School Tax Relief Act (STAR) is part of New York State Real Property Tax Law, Section 425.

♦ Section III - Operating Environment:

Assessor's Office:

There are numerous internal and external factors that impact this department's ability to focus on and accomplish our primary mission.

1. Grievance Processing:

This office processes approximately 13,500 grievance complaints each year on residential and commercial property. The grievances are filed in the month of May each year, entered into the computer system, and individually reviewed and determined by an independent Board of Assessment Review by July 1st of each year.

2. Small Claims Assessment Review (SCAR) Proceedings:

SCAR proceedings are residential assessment appeals to the Suffolk County Supreme Court after a denial by the Board of Assessment Review. The current caseload of 8,500 appeals is the largest in the 30-year history of SCAR, and it is projected that the caseload for 2013/14 will be the same or more cases.

3. Property Tax Exemption Processing:

The Assessor's Office is responsible for the administration and processing of thousands of property tax exemptions allowed under State and local laws, such as the following: Veterans, Senior Citizens with Low Income, Home Improvement, Disabled with Low Income, Agricultural Commitment, Non Profits and Volunteer Firemen & Ambulance Workers.

4. Inventory of Real Property

Establish the condition and value of all 72,500 parcels of residential, commercial and industrial property within the Town as of taxable status date (March 1st of each year).



Assessor

Roger D. Ramme, Assessor

STAR Division:

The majority of the Town's property owners are entitled to the BASIC STAR exemption. Therefore, approximately 55,000 of the 62,000 Town of Huntington households are entitled to these school tax savings. Additionally, applicants over 65 years of age or older may be eligible for additional school tax savings through the Enhanced STAR program. The Enhanced STAR exemption must be renewed annually with the Town's STAR Office by March 1st or through the NYS Department of Taxation and Finance (which is also administered by the STAR office).

♦ Workload Indicators:

Assessor's Office:

Small Claims Assessment Reviews (SCARS) Proceedings:

The number of SCARS filed is expected to be the same for 2013/14 with minimal part-time staffing available to handle this additional workload. The total number of 2012/13 SCARS filed increased to over 8,500, the highest ever in the thirty-year history of SCAR.

♦ 2013 Achievements:

The Department's 2013 significant achievements include the following:

Small Claims Assessment Review (SCAR) Proceedings:

In July, 2013, in response to the ever increasing SCAR cases filed against this office, the Town Board retained a SCAR defense appraisal firm, which will defend (negotiate and/or litigate) approximately 4,500 SCAR cases in the second half of 2013, with this office defending the remaining 4,000 with the existing staff.

♦ 2014 Goals:

Assessment Rolls

Increase the assessment roll value.

Small Claims Assessment Review (SCAR) Proceedings:

Increase the number of SCAR cases negotiated and/or litigated by our SCAR defense firm to 6,000 or more beginning in January, 2014, with this office defending the balance of 2,500 cases, which is the maximum number of cases this office is capable of handling while at the same time working to increase the existing value of the assessment roll.

STAR:

Review and process all enhanced STAR and aged property tax exemptions so they are appropriately reflected on the next assessment roll.



Assessor

Roger D. Ramme, Assessor

◆ Performance Measures:

SCAR Proceedings:

Residential assessment appeal cases in Supreme Court, called “Small Claims Assessment Review” cases, or “SCAR”, have increased dramatically, with the last three years at the all-time record setting totals, as follows:

Fiscal Year	Actual 2011/12	Actual 2012/13	Projected 2013/14
Caseload	7,000±	8,500±	9,500±

Maintain Assessment Roll

Assessment values have been maintained with an insignificant decrease.

Fiscal Year	Actual 2011/12	Actual 2012/13	Projected 2013/14
Assessed Value	\$342,745,102	\$340,425,453	\$339,872,424
% Change	-	.68%	.16%

STAR:

Enhanced STAR applications are tracked, processed and valued on schedule for timely tax billing.

Fiscal Year	Actual 2011/12	Actual 2012/13	Projected 2013/14
Enhanced STAR Exemptions Processed	7,800	8,350	9,500



Assessor

Roger D. Ramme, Assessor

Authorized Positions	Fund/ Division	2012 Actual	2013	2013 Actual	2014 Budget
			Modified Budget		
Assessor	A1355	9	9	9	9
Assessment Review Board	A1356	5	5	5	5
Star Exemption	A1357	1	1	1	1
Department Total		15	15	15	15

	Fund/ Division	2012 Actual	2013	2013 Projected	2014 Budget
			Modified Budget		
Expenses					
Assessor	A1355	\$ 712,463	\$ 954,393	\$ 954,393	\$ 992,126
Assessment Review Board	A1356	57,418	73,255	73,255	73,255
Star Exemption	A1357	58,710	63,073	63,617	66,954
		\$ 828,591	\$ 1,090,721	\$ 1,091,265	\$ 1,132,335

Net Department Costs	\$ 828,591	\$ 1,090,721	\$ 1,091,265	\$ 1,132,335
-----------------------------	-------------------	---------------------	---------------------	---------------------

	2012 Actual	2013	2013 Projected	2014 Budget
		Modified Budget		
Expenses				
Salary and Wages	\$ 754,792	\$ 741,706	\$ 741,706	\$ 825,480
Employee Benefits and Taxes	59,130	59,740	59,740	66,355
Contractual Costs, Materials & Supplies	14,669	289,275	289,819	240,500
Total Expenses	\$ 828,591	\$ 1,090,721	\$ 1,091,265	\$ 1,132,335

Net Cost	\$ 828,591	\$ 1,090,721	\$ 1,091,265	\$ 1,132,335
-----------------	-------------------	---------------------	---------------------	---------------------

Net Cost by Fund

General Fund	\$ 828,591	\$ 1,090,721	\$ 1,091,265	\$ 1,132,335
Total Net Cost	\$ 828,591	\$ 1,090,721	\$ 1,091,265	\$ 1,132,335



Audit & Control

Peggy Karayianakis, Interim Comptroller/Director

♦ Departmental Mission:

The mission of the Department of Audit & Control is to safeguard and administer the Town's assets and provide comprehensive financial management information on the financial health of the Town. The Department provides the legally required audit functions in addition to monitoring and reporting on Town agencies in a timely manner. The department supports the Town's mission of maintaining fiscal strength.

♦ Legal Authority:

The Department of Audit & Control is authorized under Section 20 (3)(b) and Section 34 of New York State Town Law and Chapter 6 of the Huntington Town Code. Local Law 12-2006 was adopted in April of 2006 amending the Code of the Town of Huntington Chapter 6 to remove the Department of Data Processing.

♦ Operating Environment:

The Department of Audit & Control manages three divisions:

Comptroller: The Department is responsible for disbursing and accounting for approximately \$185 million in operating expenses for wages, supplies and services. Ensures the accurate accounting and collection of revenues due to the Town. Other duties include compiling and issuing the Town's Comprehensive Annual Financial Report (CAFR) as well as preparing the town-wide annual operating budget and periodic budget projections. The Comptroller manages the financing of the Town's capital projects (multi-year construction projects or other asset acquisitions) averaging \$15 million per year. The Comptroller's Office safeguards and manages all of the Town's cash and investments to maximize interest earnings and minimize risk. All Town Board Resolutions are reviewed for fiscal impact. Approximately \$791 million in taxes is collected by the Tax Receiver and disbursed to the various taxing jurisdictions by this office.

Payroll: Supervises, coordinates and accurately prepares the payroll for all Town employees ensuring compliance with applicable regulations, policies and bargaining agreements.

Purchasing: The Purchasing Division procures materials, equipment and services at the lowest cost consistent with the quality and suitability required in accordance with the Town's Purchasing Policy and all applicable laws.

♦ Workload Indicators:

The Department of Audit & Control's workload is directly related to the activity in the operating departments in addition to budget fluctuations. Budgets influence the level of activity as follows:

Accounts Payable- Process over 29,000 invoices and prepare approximately 7,700 payments per year.

Fiscal Year	Actual 2010	Actual 2011	Actual 2012	Projected 2013
Accounts Payable Payments	9,200	8,500	7,700	9,200



Audit & Control

Peggy Karayianakis, Interim Comptroller/Director

Accounts Receivable- Process and record 3,000 cash payments per year.

Payroll- Processes payroll for approximately 690 regular employees, 172 part-time permanent employees and approximately 758 temporary seasonal staff in accordance with all applicable labor laws.

Purchasing- This year Purchasing is projecting to conduct over 100 sealed bids; 20 requests for proposal and 20 public works bids and administers the creation of more than 3,200 purchase orders within the parameters of the Town Operating & Capital budgets.

Fiscal Year	Actual 2010	Actual 2011	Actual 2012	Projected 2013
Total Bids/RFPS Issued	150	150	130	140

Capital Project Management- Provides and manages funding for approximately 32 Town projects per year and over 100 on a cumulative basis.

Budget preparation and management- Prepares annual budget of \$185 million effectively managing taxpayer funds.

Cash Management- Manages cash of over \$199 million in over 50 accounts to maximize interest earnings.

Internal and annual Audits- Performed 2 internal departmental audits in 2012, 29 audits of payments to outside agencies and 2 LOSAP audits of ambulance districts. The schedule for 2013 is for 2 internal audits, 15 audits of outside agencies and 2 LOSAP audits of ambulance districts.

Risk Management- Risk Management operation emphasizes affordable insurance protection, loss prevention and claims management. This includes risk analysis and risk assessment of locations and conditions which could result in monetary claims against the Town. This past year, insurance was able to recover significant losses from Tropical Storm Sandy. Our aggressive defense in monitoring claims continues to reduce potential awards and settlements.

Financial Policies- Revised nine policies and procedures and participated in the completion of the Town's first official Policy and Procedure Manual.

♦ 2013 Achievements:

- In August 2013, Town was awarded an AAA bond rating, the highest rate possible by all three bond-rating agencies, Moody's, Standard & Poor and Fitch. The Town is now at the highest rate possible for all rating agencies, an achievement hard to accomplish in such turbulent economic times clearly confirming the Town's financial strength. These ratings continue to maintain Huntington as one of the highest rated towns on Long Island.
- In 2013 the Town of Huntington was presented with an Award of Financial Reporting Achievement from the Government Finance Officers Association of the United States & Canada for the fiscal year ended 2011. This was the thirteenth consecutive year that the Town was presented with this award. A



Audit & Control

Peggy Karayianakis, Interim Comptroller/Director

Certificate of Achievement is presented to those government units whose annual financial reports are judged to adhere to program standards and represents the highest award in governmental financial reporting.

- An internal audit program designed to strengthen internal controls. As a result, policies and procedures have been implemented and revised to safeguard the Town's assets.
- Monitored the annual budget and instituted budget reductions and ensured that ongoing budget deficits reduction targets were met.
- Implemented a check scanning system for the Town's check deposits, which has improved the efficiency of timely deposits.

♦ 2014 Goals:

The Department of Audit & Control's goals includes, but are not limited to the following:

- To receive a Certificate of Achievement for Excellence in Financial Reporting for the 2013 report
- To receive a Certificate of Achievement in Budget Excellence for the 2013 budget
- Perform audits of Town departments and outside agencies and issue relevant policies and procedures to strengthen internal controls.
- Maximize cash flow

♦ Performance Measures:

The performance measures that will be used to measure progression towards departmental goals are as follows:

- Submit the annual financial report and budget within required timeframes to receive the GFOA award
- Monitor and track the number of audits performed each year

<u>Year</u>	<u>Internal Audits</u>	<u>Agency Audits</u>
2011	6	34
2012	2	31
2013	2	17



Audit & Control

Peggy Karayianakis, Interim Comptroller/Director

			2013		
	Fund/ Division	2012 Actual	Modified Budget	2013 Projected	2014 Budget
<u>Operating Division Expenses</u>					
Comptroller	A1315	936,098	925,543	966,603	848,365
Payroll	A1316	187,569	186,105	186,105	199,082
Purchasing	A1345	286,130	255,971	255,971	280,663
Union Representatives	A1431	299,350	291,005	291,005	303,356
Total Expenses		\$ 1,709,147	\$ 1,658,624	\$ 1,699,684	\$ 1,631,466

Operating Division Revenues

Interest & Penalties	A1090	274,607	270,000	270,000	280,000
Comptroller's Fee - Ret Checks	A1240	5,160	1,000	1,000	1,000
Interest & Earnings	A2401	709,051	220,000	170,715	180,000
Earn/Invest Capital Fund	A2402	33,695	36,000	36,000	28,000
Interest/Env Open Space Resrve	A2405	65,670	-	-	-
Interest/Miscellaneous Reserve	A2408	39,080	-	16,500	-
Interest & Penalties	B1090	180	1,000	1,000	1,000
Comptroller's Fee - Ret Checks	B1240	185	-	240	500
Interest & Earnings	B2401	11,269	16,000	12,279	15,000
Earn/Invest Capital Fund	B2402	10,652	14,000	14,000	8,000
Interest/Miscellaneous Reserve	B2408	1,509	-	1,200	-
Interest & Earnings	C2401	1,322	1,400	1,208	1,400
Interest & Penalties	DB1090	622	-	-	-
Interest & Earnings	DB2401	82,325	115,000	70,000	80,000
Earn/Invest Capital Fund	DB2402	12,104	13,000	13,000	10,000
Interest/Miscellaneous Reserve	DB2408	16,861	-	8,700	-
Interest & Penalties	SL1090	74	-	-	-
Interest & Earnings	SL2401	16,755	22,000	19,125	22,000
Earn/Invest Capital Fund	SL2402	475	700	700	500
Interest/Miscellaneous Reserve	SL2408	49	-	38	-
Interest & Penalties	SR1090	453	2,000	2,000	1,000
Interest & Earnings	SR2401	43,224	68,234	54,434	70,000
Earn/Invest Capital Fund	SR2402	1,935	2,200	2,200	1,200
Interest/Miscellaneous Reserve	SR2408	1,478	-	1,000	-
Interest & Penalties	SS11090	90	500	500	500
Interest & Earnings	SS12401	8,618	13,000	10,656	13,000
Earn/Invest Capital Fund	SS12402	4,678	5,500	5,500	4,500
Interest/Miscellaneous Reserve	SS12408	417	-	-	-
Interest & Penalties	SS21090	2	-	-	-
Interest & Earnings	SS22401	393	500	484	500



Audit & Control

Peggy Karayianakis, Interim Comptroller/Director

			2013		
	Fund/ Division	2012 Actual	Modified Budget	2013 Projected	2014 Budget
Interest & Earnings	SS32401	714	700	860	1,000
Interest/Miscellaneous Reserve	SS32408	21	-	11	-
Interest & Penalties	SW11090	67	-	-	-
Comptroller's Fee - Ret Checks	SW11240	260	-	150	250
Interest & Earnings	SW12401	15,847	17,000	15,490	16,000
Earn/Invest Capital Fund	SW12402	1,551	2,000	2,000	1,500
Interest/Miscellaneous Reserve	SW12408	515	-	250	-
Total Revenues		\$ 1,361,907	\$ 821,734	\$ 731,239	\$ 736,850
Net Department Costs		\$ 347,240	\$ 836,890	\$ 968,445	\$ 894,616

			2013		
Authorized Positions	Fund/ Division	2012 Actual	Modified Budget	2013 Actual	2014 Budget
Comptroller	A1315	9	10	8	9
Payroll	A1316	3	3	3	3
Purchasing	A1345	4	4	4	4
Union Representatives	A1431	3	3	3	3
Department Total		19	20	18	19



Audit & Control

Peggy Karayianakis, Interim Comptroller/Director

			2013		
	Fund/ Division	2012 Actual	Modified Budget	2013 Projected	2014 Budget
<u>Unallocated Expenses</u>					
Fiscal Agent Fees	A1380	27,958	35,000	35,000	35,000
Unallocated Insurance	A1910	273,176	270,565	270,565	347,032
Municipal Association Dues	A1920	4,810	9,000	9,000	9,000
Purchase of Land	A1940	-	-	-	1,500,000
Taxes & Assessment/Muni Prop	A1950	20,274	25,000	25,000	20,000
Employee Assistance Program	A1989	7,351	20,000	20,000	20,000
Contingency	A1990	-	311,015	100,000	-
FEMA/SEMA Expenses	A3999	797,507	-	21,145	-
Open Space Park Fund Bond	A7111	-	-	-	-
State Retirement	A9010	5,990,201	4,156,218	4,156,218	5,341,793
Social Security	A9030	45,212	62,000	63,500	99,500
Worker's Compensation	A9040	1,841,256	1,138,420	1,500,000	1,100,000
Life Insurance	A9045	28,091	50,000	50,000	50,000
Unemployment Insurance	A9050	130,201	120,000	120,000	130,000
Disability Insurance	A9055	59,176	90,000	70,000	90,000
Hospital / Medical Insurance	A9060	8,723,842	9,127,176	8,883,000	9,845,000
Welfare Fund-White Collar/Appt	A9065	436,547	470,000	423,000	470,000
Misc. Salaried Benefits	A9070	846,160	1,074,080	1,054,080	1,075,000
Serial Bonds	A9710	4,227,457	4,260,736	4,260,736	4,047,486
Bond Anticipation Notes	A9730	-	-	-	-
Interfund Transfers	A9901	-	-	-	-
Interfund Trans - Capital Cash	A9950	227,679	8,784,663	6,821,675	-
Fiscal Agent Fees	B1380	3,386	2,500	2,500	2,500
Unallocated Insurance	B1910	35,814	30,634	30,634	66,636
Prov For Employ Trng/Eval Prog	B1989	2,042	6,000	6,000	6,000
Contingency	B1990	-	141,490	87,000	-
FEMA/SEMA Expenses	B3999	96,302	-	-	-
State Retirement	B9010	1,083,545	704,821	704,821	973,285
Social Security	B9030	13,233	28,500	28,500	26,500
Worker's Compensation	B9040	347,704	120,000	125,000	120,000
Life Insurance	B9045	6,595	13,000	13,000	13,000
Unemployment Insurance	B9050	3,318	7,000	7,000	8,000
Disability Insurance	B9055	10,251	20,000	10,000	20,000
Hospital / Medical Insurance	B9060	1,791,329	1,966,000	1,872,000	2,048,000
Welfare Fund-White Collar/Appt	B9065	137,304	150,000	140,000	150,000
Misc. Salaried Benefits	B9070	174,301	171,920	171,920	172,000
Serial Bonds	B9710	117,873	131,300	131,300	139,795
Interfund Transfers	B9901	-	-	-	-



Audit & Control

Peggy Karayianakis, Interim Comptroller/Director

			2013		
	Fund/ Division	2012 Actual	Modified Budget	2013 Projected	2014 Budget
Interfund Trans - Capital Cash	B9950	-	34,500	-	-
Unallocated Insurance	C1910	491	212	212	2,783
Contingency	C1990	-	-	-	-
Social Security	C9030	-	-	-	-
Life Insurance	C9045	-	500	500	500
Unemployment Insurance	C9050	-	-	-	-
Disability Insurance	C9055	-	300	300	300
Misc. Salaried Benefits	C9070	-	-	-	-
Interfund Transfers	C9901	-	8,779	8,779	8,417
Business Improvement Districts	CB8620	186,500	186,510	186,510	186,505
Fiscal Agent Fees	DB1380	29,535	60,000	60,000	60,000
Unallocated Insurance	DB1910	77,462	107,484	107,484	114,802
Prov For Employ Trng/Eval Prog	DB1989	4,084	9,000	9,000	9,000
Contingency	DB1990	-	246,813	93,725	-
FEMA/SEMA Expenses	DB3999	14,323,804	-	3,552,000	-
State Retirement	DB9010	2,224,324	1,592,895	1,592,895	2,036,033
Social Security	DB9030	15,992	48,000	48,000	48,000
Worker's Compensation	DB9040	1,218,611	1,250,000	1,250,000	1,200,000
Life Insurance	DB9045	255	400	400	400
Unemployment Insurance	DB9050	37,411	87,000	87,000	90,000
Disability Insurance	DB9055	343	1,000	1,000	1,000
Hospital / Medical Insurance	DB9060	3,610,817	3,893,160	3,751,000	4,077,000
Welfare Fund-White Collar/Appt	DB9065	5,511	6,000	6,000	6,000
Misc. Salaried Benefits	DB9070	396,597	434,000	434,000	434,000
Serial Bonds	DB9710	7,702,068	7,598,608	7,598,608	7,792,742
Interfund Transfers	DB9901	-	-	-	-
Interfund Trans - Capital Cash	DB9950	-	525,000	-	-
Unallocated Insurance	SF11910	1,717	-	-	-
Fire Protection District #1	SF13410	1,390,221	1,419,747	1,419,747	1,447,489
Interfund Transfers	SF19901	90,553	93,373	93,373	92,397
Fiscal Agent Fees	SL1380	-	500	500	500
Unallocated Insurance	SL1910	6,398	11,925	11,925	7,230
Contingency	SL1990	-	28,315	-	-
FEMA/SEMA Expenses	SL3999	71,859	-	-	-
State Retirement	SL9010	122,998	68,256	68,256	128,648
Social Security	SL9030	395	3,802	3,802	7,250
Worker's Compensation	SL9040	5,364	10,000	10,000	10,000
Life Insurance	SL9045	149	300	300	300
Unemployment Insurance	SL9050	-	5,000	5,000	5,000



Audit & Control

Peggy Karayianakis, Interim Comptroller/Director

			2013		
	Fund/ Division	2012 Actual	Modified Budget	2013 Projected	2014 Budget
Disability Insurance	SL9055	114	1,000	1,000	1,000
Hospital / Medical Insurance	SL9060	205,876	226,000	223,000	248,000
Welfare Fund-White Collar/Appt	SL9065	1,837	2,000	2,000	2,000
Misc. Salaried Benefits	SL9070	13,855	78,000	78,000	78,000
Serial Bonds	SL9710	19,337	11,252	11,252	11,229
Interfund Transfers	SL9901	475,748	466,342	466,342	523,251
Interfund Trans - Capital Cash	SL9950	30,000	-	-	-
Commack Ambulance District	SM14541	466,420	477,027	477,027	491,338
State Retirement	SM19010	69,687	72,000	72,000	72,000
Interfund Transfers	SM19901	36,102	36,297	36,297	35,587
Hunt Community Ambulance	SM24542	1,785,500	1,828,434	1,828,434	1,865,003
State Retirement	SM29010	355,889	330,000	330,000	380,000
Interfund Transfers	SM29901	141,363	143,533	143,533	142,145
Fiscal Agent Fees	SR1380	3,305	3,000	3,000	3,000
Unallocated Insurance	SR1910	42,341	74,465	74,465	37,736
Prov For Employ Trng/Eval Prog	SR1989	2,042	6,000	6,000	6,000
Contingency	SR1990	-	38,964	20,000	-
FEMA/SEMA Expenses	SR3999	275,078	-	-	-
State Retirement	SR9010	714,482	475,569	475,569	653,875
Social Security	SR9030	5,937	23,000	23,000	23,000
Worker's Compensation	SR9040	758,540	300,000	300,000	300,000
Life Insurance	SR9045	85	500	500	500
Unemployment Insurance	SR9050	16,069	40,000	40,000	40,000
Disability Insurance	SR9055	114	500	500	500
Hospital / Medical Insurance	SR9060	1,078,299	1,191,000	1,139,000	1,182,000
Welfare Fund-White Collar/Appt	SR9065	1,837	2,000	2,000	2,000
Misc. Salaried Benefits	SR9070	140,752	172,000	164,000	172,000
Serial Bonds	SR9710	170,096	185,346	185,346	176,356
Interfund Transfers	SR9901	1,976,451	1,922,283	1,922,283	1,904,138
Interfund Trans - Capital Cash	SR9950	-	140,000	-	-
Fiscal Agent Fees	SS11380	4,036	4,000	4,000	4,000
Unallocated Insurance	SS11910	10,850	14,999	14,999	14,455
Prov For Employ Trng/Eval Prog	SS11989	490	1,500	1,500	1,500
Contingency	SS11990	-	-	-	-
FEMA/SEMA Expenses	SS13999	50,976	-	-	-
State Retirement	SS19010	289,947	201,801	201,801	265,274
Social Security	SS19030	532	12,000	12,000	9,750
Worker's Compensation	SS19040	221,554	75,000	75,000	75,000
Life Insurance	SS19045	-	500	500	500



Audit & Control

Peggy Karayianakis, Interim Comptroller/Director

			2013		
	Fund/ Division	2012 Actual	Modified Budget	2013 Projected	2014 Budget
Unemployment Insurance	SS19050	-	7,000	7,000	7,000
Disability Insurance	SS19055	-	500	500	500
Hospital / Medical Insurance	SS19060	497,222	547,000	526,000	572,000
Welfare Fund-White Collar/Appt	SS19065	-	-	-	-
Misc. Salaried Benefits	SS19070	30,937	96,000	96,000	96,000
Serial Bonds	SS19710	804,901	856,387	856,387	852,434
Interfund Transfers	SS19901	731,646	658,830	658,830	685,222
Interfund Trans - Capital Cash	SS19950	-	-	-	-
Unallocated Insurance	SS21910	491	1,000	1,000	-
Contingency	SS21990	-	5,150	-	-
Serial Bonds	SS29710	-	-	-	-
Interfund Transfers	SS29901	37,758	22,768	22,768	27,060
Fiscal Agent Fees	SS31380	-	100	100	100
Unallocated Insurance	SS31910	1,970	3,074	3,074	1,611
FEMA/SEMA Expenses	SS33999	10,205	-	-	-
State Retirement	SS39010	35,127	24,483	24,483	33,384
Social Security	SS39030	63	4,887	4,887	695
Worker's Compensation	SS39040	15,446	5,000	5,000	5,000
Life Insurance	SS39045	-	500	500	500
Unemployment Insurance	SS39050	-	5,000	5,000	1,000
Disability Insurance	SS39055	-	500	500	250
Hospital / Medical Insurance	SS39060	30,014	40,000	40,000	55,000
Misc. Salaried Benefits	SS39070	3,466	24,000	24,000	9,000
Serial Bonds	SS39710	-	-	-	-
Interfund Transfers	SS39901	141,194	126,943	126,943	128,093
Interfund Trans - Capital Cash	SS39950	-	170,000	-	-
Fiscal Agent Fees	SW11380	22	2,000	2,000	5,000
Unallocated Insurance	SW11910	10,095	16,402	16,402	11,244
Prov For Employ Trng/Eval Prog	SW11989	327	1,000	1,000	1,000
Contingency	SW11990	-	127,667	70,000	-
FEMA/SEMA Expenses	SW13999	21,889	-	-	-
State Retirement	SW19010	217,472	146,158	146,158	196,678
Social Security	SW19030	230	12,000	12,000	12,000
Worker's Compensation	SW19040	4,272	60,000	60,000	60,000
Life Insurance	SW19045	170	300	300	300
Unemployment Insurance	SW19050	-	5,000	5,000	5,000
Disability Insurance	SW19055	195	500	500	500
Hospital / Medical Insurance	SW19060	382,347	422,000	422,000	439,000
Welfare Fund-White Collar/Appt	SW19065	3,214	2,000	2,000	4,000



Audit & Control

Peggy Karayianakis, Interim Comptroller/Director

		2012	2013	2013	2014
	Fund/ Division	Actual	Modified Budget	Projected	Budget
Misc. Salaried Benefits	SW19070	18,851	100,000	100,000	100,000
Serial Bonds	SW19710	877,514	854,381	854,381	917,438
Interfund Transfers	SW19901	667,445	600,537	600,537	612,077
Interfund Trans - Capital Cash	SW19950	50,000	387,291	387,291	-
Total Unallocated Expenses		\$ 72,993,379	\$ 65,121,087	\$ 65,029,799	\$ 59,252,046

Unallocated Revenues

Appropriated Reserves	A0511	-	4,814,743	4,814,743	658,000
Appropriated Fund Balance	A0599	-	1,250,823	1,250,823	500,000
Real Property Taxes	A1001	33,225,489	35,191,148	35,191,148	36,485,718
Other Payments Lieu of Taxes	A1081	22,505	18,000	18,000	57,000
Franchises	A1170	3,788,185	3,850,000	3,850,000	3,850,000
FOIL Request	A1260	652	1,000	1,500	1,000
Misc Revenue, Other Gov	A2389	33,425	27,000	27,000	27,000
Interest/Snow & Ice Reserve	A2407	104	-	-	-
Rental of Real Property	A2410	197,747	231,600	231,600	224,000
Tower Rental	A2414	384,588	373,000	373,000	375,000
Rental, Other	A2440	(3,884)	-	11,000	-
Oil Transfer Permits	A2591	26,320	2,966	3,000	-
Minor Sales, Other	A2655	8,593	7,300	7,300	8,000
Sale Of Equipment	A2665	-	5,000	5,000	5,000
Insurance Recoveries	A2680	183,700	647,900	647,900	200,000
Other Compensation For Loss	A2690	83,721	20,000	20,000	20,000
Refund Of PR YRS Expend	A2701	13,950	-	6,200	-
Gifts & Donations	A2705	35,384	10,050	11,400	-
Employee/Retiree Contributions	A2709	692,407	1,311,480	1,311,480	1,134,518
Unclassified Revenues	A2770	147,895	74,100	150,000	20,000
State Aid, Per Capita	A3001	1,067,256	1,067,256	1,067,256	1,067,256
State Aid, Mortgage Tax	A3005	6,743,422	7,100,000	7,500,000	7,500,000
State Aid, Other	A3089	5,845	-	-	-
State Aid-Homeland Security	A3306	2,961	-	-	-
State Aid - SEMO	A3785	117,539	-	-	-
State Aid Code Enforcement	A3995	7,599	7,580	7,580	7,580
Interfund Transfers	A5031	4,279,359	4,061,694	4,061,694	4,138,963
Capital Project Transfers	A5033	614,619	200,020	201,000	-
Appropriated Reserves	B0511	-	124,500	90,000	90,000
Real Property Taxes	B1001	4,649,809	4,227,464	4,227,464	4,190,837
Other Payments Lieu of Taxes	B1081	3,495	2,400	2,400	34,400
FOIL Request	B1260	3,363	2,000	2,000	2,000



Audit & Control

Peggy Karayianakis, Interim Comptroller/Director

			2013		
	Fund/ Division	2012 Actual	Modified Budget	2013 Projected	2014 Budget
Insurance Recoveries	B2680	6,183	-	-	-
Employee/Retiree Contributions	B2709	102,319	224,520	224,520	200,000
Unclassified Revenues	B2770	8,620	5,430	6,000	-
State Aid - SEMO	B3785	8,477	-	-	-
State Aid Code Enforcement	B3995	30,393	30,316	30,316	30,316
Federal Aid - FEMA	B4785	99,406	-	6,263	-
Rental of Real Property	C2410	104,876	80,300	80,300	82,500
Real Property Taxes	CB1001	186,500	186,500	186,500	186,500
Interest & Penalties	CB1090	4	10	10	5
Appropriated Reserves	DB0511	-	964,000	964,000	714,000
Appropriated Fund Balance	DB0599	-	1,469,000	1,469,000	2,500,000
Real Property Taxes	DB1001	31,693,663	30,825,862	30,825,862	29,393,394
Other Payments Lieu of Taxes	DB1081	23,791	17,000	17,000	55,700
Employee/Retiree Contributions	DB2709	116,490	335,000	335,000	350,000
State Aid - SEMO	DB3785	1,836,408	-	250,000	-
Real Property Taxes	SF11001	1,482,472	1,512,120	1,512,120	1,534,886
Interest & Penalties	SF11090	29	-	-	-
Interest & Earnings	SF12401	714	1,000	5,097	5,000
Appropriated Fund Balance	SL0599	-	-	-	500,000
Real Property Taxes	SL1001	3,782,502	3,706,826	3,706,826	3,449,543
Other Payments Lieu of Taxes	SL1081	2,676	2,000	2,000	6,500
Employee/Retiree Contributions	SL2709	10,013	16,000	16,000	22,000
State Aid - SEMO	SL3785	6,138	-	-	-
Federal Aid - FEMA	SL4785	67,890	-	340,907	-
Real Property Taxes	SM11001	527,622	538,174	538,174	551,125
Interest & Penalties	SM11090	10	50	50	-
Interest & Earnings	SM12401	430	800	1,618	1,500
Unclassified Revenues	SM12770	44,809	46,300	46,300	46,300
Real Property Taxes	SM21001	2,252,713	2,297,767	2,297,767	2,378,848
Other Payments Lieu of Taxes	SM21081	1,994	1,950	1,950	2,100
Interest & Penalties	SM21090	44	250	250	100
Interest & Earnings	SM22401	1,972	2,000	6,334	6,100
Appropriated Reserves	SR0511	-	77,000	77,000	77,000
Appropriated Fund Balance	SR0599	-	440,000	440,000	300,000
Real Property Taxes	SR1001	23,099,153	23,370,653	23,370,653	23,773,582
Misc Revenue, Other Government	SR2389	85,317	-	-	-
Refund Of PR YRS Expend	SR2701	40	-	-	-
Employee/Retiree Contributions	SR2709	30,119	101,000	101,000	105,000
Unclassified Revenues	SR2770	76	-	500	-



Audit & Control

Peggy Karayianakis, Interim Comptroller/Director

			2013		
	Fund/ Division	2012 Actual	Modified Budget	2013 Projected	2014 Budget
State Aid - SEMO	SR3785	44,393	-	-	-
Federal Aid - FEMA	SR4785	247,071	-	49,000	-
Appropriated Reserves	SS10511	-	(1,614)	-	-
Real Property Taxes	SS11001	4,571,191	4,578,695	4,578,695	4,892,466
Other Payments Lieu of Taxes	SS11081	29,560	22,000	22,000	30,500
Non-Prop Tax Distrib County	SS11120	144,701	144,701	144,701	144,701
Employee/Retiree Contributions	SS12709	12,069	35,000	35,000	35,000
Unclassified Revenues	SS12770	2	-	-	-
State Aid - SEMO	SS13785	7,634	-	-	-
Federal Aid - FEMA	SS14785	51,792	-	-	-
Capital Project Transfers	SS15033	-	1,614	-	-
Real Property Taxes	SS21001	115,957	115,957	115,957	113,719
Appropriated Fund Balance	SS30599	-	240,000	240,000	-
Insurance Recoveries	SS32680	12,142	-	-	-
Employee/Retiree Contributions	SS32709	-	5,000	5,000	4,738
State Aid - SEMO	SS33785	1,809	-	-	-
Federal Aid - FEMA	SS34785	12,036	-	42,684	-
Interfund Transfers	SS35031	18,901	17,991	17,991	19,424
Appropriated Fund Balance	SW10599	-	387,291	387,291	500,000
Real Property Taxes	SW11001	3,199,539	3,135,539	3,135,539	2,736,087
Unpaid Water Bills	SW11030	193,592	100,000	100,000	100,000
Tower Rental	SW12414	245,497	245,500	245,500	263,000
Employee/Retiree Contributions	SW12709	3,786	22,000	22,000	24,000
Unclassified Revenues	SW12770	100	-	100	-
State Aid - SEMO	SW13785	5,195	-	-	-
Federal Aid - FEMA	SW14785	22,393	-	592	-
Total Unallocated Revenue		\$ 130,889,271	\$ 139,930,527	\$ 141,091,855	\$ 135,731,906
Net Department Costs		\$ (57,895,892)	\$ (74,809,440)	\$ (76,062,056)	\$ (76,479,860)



Audit & Control

Peggy Karayianakis, Interim Comptroller/Director

	2012	2013	2013	2014
	Actual	Modified Budget	Projected	Budget
<u>Expenses</u>				
Salary and Wages	4,223,515	2,229,441	2,247,482	1,401,162
Employee Benefits and Taxes	34,746,610	31,692,261	30,980,248	34,991,669
Contractual Costs, Materials & Supplies	17,207,217	4,838,359	9,165,564	4,894,314
Fixed Assets	-	500	500	1,500,500
Principal on Indebtedness	10,654,322	10,719,217	10,719,217	10,904,600
Interest on Indebtedness	3,264,924	3,178,793	3,178,793	3,032,880
Interfund Transfers	4,605,939	14,121,139	14,121,139	4,158,387
Total Expenses	\$ 74,702,527	\$ 66,779,710	\$ 70,412,943	\$ 60,883,512
<u>Revenues</u>				
Appropriated Fund Balance	-	9,765,743	9,732,857	5,839,000
Real Property Tax	108,980,202	109,786,705	109,786,705	109,786,705
Real Property Tax Items	360,204	337,160	337,160	468,805
Non-Property Tax Items	3,932,886	3,994,701	3,994,701	3,994,701
Departmental Income	9,620	4,000	4,890	4,750
Intergovernment Charge	118,743	27,000	27,000	27,000
Use of Money & Property	2,012,252	1,481,434	1,410,798	1,409,700
Licenses and Permits	26,320	2,966	3,000	-
Sale of Property/Compensation for Loss	294,339	680,200	680,200	233,000
Miscellaneous	1,218,078	2,185,880	2,270,500	1,941,556
State Aid	9,885,067	8,205,152	8,855,152	8,605,152
Federal Aid	500,588	-	439,446	-
Interfund Transfers	4,912,879	4,281,319	4,280,685	4,158,387
Total Revenues	\$ 132,251,178	\$ 140,752,260	\$ 141,823,094	\$ 136,468,756
Net Cost	\$ (57,548,651)	\$ (73,972,550)	\$ (71,410,151)	\$ (75,585,244)



Audit & Control

Peggy Karayianakis, Interim Comptroller/Director

	2012	2013	2013	2014
	Actual	Modified Budget	Projected	Budget
<u>Net Cost by Fund</u>				
General Fund	(27,516,307)	(29,209,072)	(30,052,552)	(31,052,978)
Part Town	(1,112,863)	(1,119,965)	(1,247,244)	(826,830)
Business Improvement District	(4)	-	-	-
Highway	(4,135,450)	(17,879,502)	(13,542,602)	(17,234,117)
Fire Protection	(724)	-	(4,097)	-
Street Lighting	(2,932,641)	(2,834,835)	(3,182,891)	(2,978,135)
Commack Ambulance	(662)	-	(818)	-
Huntington Ambulance	26,029	-	(4,334)	-
Consolidated Refuse	(18,367,832)	(19,486,460)	(19,615,066)	(19,826,677)
Huntington Sewer	(2,187,659)	(2,323,879)	(2,342,535)	(2,537,032)
Centerport Sewer	(78,103)	(87,539)	(92,673)	(87,159)
Waste Water	191,862	140,796	84,411	209,471
Dix Hills Water	(1,434,298)	(1,172,094)	(1,409,751)	(1,276,600)
Total Net Cost	\$ (57,548,652)	\$ (73,972,550)	\$ (71,410,152)	\$ (75,610,057)



Engineering Services

Joseph F. Cline, P.E. Director

♦ Departmental Mission:

The Department of Engineering Services is a multi-functional department providing a variety of Engineering and Building Services to Town Residents. The mission of the Department is to provide, where applicable, safe, compliant and economic engineering designs, oversight and construction management of renovation projects within the Town, both in the public and private sector. The following four divisions are managed by the Department of Engineering Services: Engineering Design, Building and Housing, Fire Prevention, and the Dix Hills Water District. These services will support the Town's goal to expand commercial and residential development of the Town and support the Town's investment in its assets.

♦ Legal Authority:

Chapter 25 of the Huntington Town Code establishes the Department of Engineering Services and defines the flow and duties of the various divisions. The operation of the department is also governed by numerous State and local laws/codes, including but not limited to the following:

New York State Town Law, Sections 20 & 24		
New York State Fire Prevention and Building Code		
New York State Vehicle and Traffic Law - Section 1660		
Huntington Town Code	-	Chapter 87
Huntington Town Code	-	Chapter 104
Huntington Town Code	-	Chapter 111
Huntington Town Code	-	Chapter 137
Huntington Town Code	-	Chapter 153
Huntington Town Code	-	Chapter 198

♦ Operating Environment:

Engineering Services: The Engineering Design Division is responsible for the in house design and development of plans and specifications for renovations and new capital construction projects within the Town in addition to supervising the actual construction of the projects. The Town contracts with engineering consultants for more complex projects that require particular expertise. This division performs the contract administration on these consultant projects. The scope of the divisions' projects are diverse and vary from roadway and drainage improvements, parking lots, traffic calming, building design and renovations, construction of public works buildings and comfort stations.

This division is also responsible for engineering review of Planning Board commercial site plan and subdivision applications, as well as administration of the Town's MS4 program. Engineering Services strives to support the capital project requirements of the Parks and Recreation, Maritime Services Divisions and General Services Division to improve the quality of life projects throughout the Town. The Division works on capital projects focusing on sidewalks and roadway improvements; responds and provides technical support and input to various Town Department requests.



Engineering Services

Joseph F. Cline, P.E. Director

Building and Housing: The Building and Housing Division is responsible for the administration of the building permit process to insure that all construction complies with the relevant provisions of the Town Code, including but not limited to, the Building Construction, Fire Prevention, Plumbing and Zoning Ordinances. Division personnel administer and apply the eight Building Codes of the State of New York. This Division is responsible for accepting, reviewing and approving applications and specifications, issuing permits and inspecting the various stages of construction. Completion or permitted-use Certificates of Occupancy is issued when all documentation is received and inspections have been completed. Finally, the files are maintained for thousands of open permits. The Division maintains a vast amount of records of the building permit histories of each property. These records include computerized summaries, microfilm aperture cards and reels, and beginning in 2005, digital scanning. It is from these databases that thousands of duplicate CO's are issued each year.

This Division also administers the Town of Huntington's Marine Conservation and Coastal Erosion laws. The oversight goal is to minimize disturbance and disruption and to keep natural habitats healthy for human use and to protect marine resources, including the fish shellfish, wildlife and vegetation native to the shoreline. These actions, in turn, protect us from floods, storm damage and promote the economic and general public welfare by preserving resources essential to Huntington's continued prosperity.

Marine Conservation: In general, the Marine Conservation Law regulates and provides for the enforcement of:

- Removal/Deposit of Materials (Dredging Permits)
- Construction/Reconstruction on Shoreline (Bulkheads, Docks, Etc.)
- Emergency Repairs/Maintenance of Structures

Coastal Erosion: Regulated activities within erosion hazard areas require written approval in the form of a Coastal Erosion Hazard Area (CEHA) permit in order to ensure the work is undertaken in a manner that minimizes damage to property and natural protective features and natural resources. This is to prevent erosion hazard and protect human life. (Some actions may be prohibited, if necessary to maintain natural protective features or to prevent erosion impacts.) Huntington is one of forty-two communities that have adopted local coastal erosion management laws consistent with New York State standards that the Department of Environmental Conservation (DEC) has certified to oversee the CEHA permit application process within local boundaries.

Fire Prevention: The Fire Prevention Bureau is responsible for enforcing fire safety issues throughout the Town. Their functions include issuance of permits for fire alarms, fire sprinklers and fire suppression systems, as well as conducting routine inspections, investigations and enforcement of Federal, State and Local fire code requirements throughout the Town. The Bureau also administers an on-going fire safety education program and has recently assumed Fire District inspections through-out the Town for all but the Melville Fire District. The Bureau is responsible for addressing all complaints and referrals forwarded by the fire districts and interaction with the various fire districts, their associations and committees. In recent years, the Town of Huntington Fire Marshal's office has been assuming the responsibilities for performing the required annual inspections for Cold



Engineering Services

Joseph F. Cline, P.E. Director

Spring Harbor, Huntington, Huntington Manor, Centerport, Greenlawn, Northport, Commack and Dix Hills Fire Districts. The division is also responsible for performing triennial life safety inspections, in accordance with New York State Code requirements.

Dix Hill Water District: The Dix Hills Water District is a public water supply district, which supplies water to an area with a population of 34,300. The District is responsible for delivering high quality drinking water to approximately 8,400 homes and businesses in the Dix Hills section of the Town. The district maintains and operates 17 water supply wells at 11 sites, as well as over 169 miles of pipe, and 1,284 fire hydrants.

♦ Workload Indicators:

Engineering Services: The workload in the Engineering Services Division is predicated on the ability to perform in-house design services and actually monitor the construction in the field, and as such, the division is working at or near optimal capacity. With both in house staff and consultants, the Division has completed several million dollars in contract work this past year.

A current list of ongoing design and construction monitoring projects would include but not be limited to the following:

1. South Parking Garage
 - a. Structural Repairs
 - b. Standpipe Replacement
 - c. Lighting Replacement
2. Townwide Streetlighting
3. Elwood Park Adult Fitness Equipment
4. Cold Spring Harbor Antique Streetlighting
5. Coral Park Development
6. Woodbine Marina Reconstruction
7. Heckscher Park Amphitheater Improvements
8. Halesite Dock Bulkhead Replacement

Building and Housing: As many as 80 people a day visit the Building and Housing Division. Summer and fall traditionally have the highest volume of all indicators. As a result of various policy & procedure amendments the wait time for building permits and for inspections has been greatly reduced.



Engineering Services

Joseph F. Cline, P.E. Director

The table below is a sampling of the Building and Housing workload:

Year	Building Permits	Plumbing Permits	Inspections	Certificates of Occupancy	Duplicate C.O.'s	Letters-in-Lieu	Persons Served	Avg. # of Persons Served per Day
2011	2523	1,546	12,054	2,000	5,629	51	10,030	40
2012	2965	1873	11,584	2045	7197	40	9,543	39
2013 (estimated)	2,600	1875	11,000	2,200	7,000	56	12,000	50

Fire Prevention Bureau: Below is a sampling of the workload of the Fire Prevention Bureau:

	Actual 2011	Actual 2012	Estimated 2013
Fire Protection Systems	314	325	325
Fire Inspection Permits	878	900	814
Fines & Fees Collected	\$316,332	\$348,336	\$366,000

Dix Hills Water District: The Dix Hills Water District operates 365 days a year, 24 hours a day. The District is responsible for the servicing of two (2) elevated water storage tank and one (1) Ground Storage Tank, (18) buildings, 1,284 hydrants, 80 miles of water main, 30 acres of grass and 7 carbon filters. The District delivers water to over 8,400 customers and reads over 8,400 meters, four times a year. A Dix Hills Water District 3 year summary can be found below:

Year	Pumpage Gallons	Revenue	Water Main Service/Repairs	Hydrants	Total Accounts
2011	2,011,987,000	\$1,862,188	9	1,284	8,481
2012	2,006,308,000	\$1,619,530	13	1285	8,493
2013 (estimated)	2,100,000,000	\$1,700,000	10	1,284	8,493

A current list of the Water Districts ongoing design and construction monitoring projects would include but not be limited to the following:

1. Conversion of Well No. 1-3
2. Rehabilitation of Well No. 6-1
3. Elimination of Dead Ends
4. Water Meter Replacement



Engineering Services

Joseph F. Cline, P.E. Director

5. Tank No. 2 Rehabilitation, Colby Drive
6. Vulnerability Assessment & Emergency Response Plan

♦ 2013 Achievements:

Engineering Services: Engineering Services achieved completion of the following projects this past year:

1. Huntington Station Olive Street Pedestrian Plaza
2. LIRR Huntington Station Rain Garden
3. Soundview Docks
4. Veterans Park – Bellerose St. Sidewalk
5. Cavanaugh Roof Replacement

Building and Housing Division: The Department of Building and Housing has improved productivity by providing electronic versions of all forms to the public via the Town website. In addition, there are instructions and guidance for each and every permit the department administers.

In response to Hurricane Sandy, the department established an Emergency Permit procedure and waived all permit fees for residents affected by Sandy.

Fire Prevention Bureau: The Bureau of Fire Prevention has modified the limited plumbing permit process for Fire Suppression Contractors. Govern will be utilized to track permits, fees and renewals automatically. After the trouble shooting is completed, it will be deployed across all plumbing permits issued by the Town.

Dix Hills Water District: the Water District was able to continuously provide a safe and reliable supply of water during and after Hurricane Sandy. The residents of the District never lost water supply due to the storm, mostly because of the pre-planning and exceptional efforts of the Water District staff.

♦ 2014 Goals:

The Department's 2014 goals would include, but not be limited to the following:

Engineering Division: To provide engineering design, construction and overall support to Town Department capital projects while keeping them on time and on budget and to assist Town Departments with other non-project specific engineering concerns. Standardize the project estimating process as well as the development of conceptual plans. Project related goals would include:

1. Plans and cost estimates to bring all Town Park Facilities into compliance with ADA requirements.
2. Clean up the former solid waste transfer station located at 1345 New York Ave.



Engineering Services

Joseph F. Cline, P.E. Director

3. Prepare a Request for Proposal (RFP) to pre-qualify local consulting engineering with the goal being; the ability to bring on engineering expertise in a timely fashion and streamline the process of contracting with professional firms.

Building and Housing Division: The goal of the Building and Housing Division is to continue to streamline the Building Permit process with the goal of further decreasing the processing time of permit issuance improving customer service. Automate the plumbing permit process through Govern. Provide the building inspectors with tablets in the field for accessing site and property information instantly. Take steps to eliminate the use of paper and develop electronic submissions, reviews and permit tracking.

Fire Prevention: The goal of the Bureau of Fire Prevention is to streamline the plan review process reducing the completion time to one week. Take steps to eliminate the use of paper and develop electronic submissions, reviews and permit tracking.

Dix Hills Water District: The Dix Hills Water District will strive to have the chlorine waiver reinstituted to deliver award-winning water to the District in the quantities needed to meet the peak hour demands at a reasonable cost. The District goals are to insure that they can meet the growing demands placed on the supply and distribution system with minimal service interruptions.



Engineering Services

Joseph F. Cline, P.E. Director

	Fund/ Division	2012 Actual	2013 Modified Budget	2013 Projected	2014 Budget
Expenses					
Town Engineer	A1440	\$ 714,841	\$ 807,734	\$ 804,520	\$ 715,554
Building Department	B1620	1,802,210	1,720,216	1,720,216	1,835,525
Fire Prevention-Safety Inspection	B3620	407,687	418,925	418,925	444,811
Dix Hills Water District	SW18321	2,870,348	3,007,014	2,944,691	2,973,002
Total Expenses		\$ 5,795,086	\$ 5,953,889	\$ 5,888,352	\$ 5,968,892

Revenues					
Federal Aid-Home Energy	A4641	\$ 64,761	\$ 80,000	\$ 80,000	\$ -
Other Departmental Income	B1289	15,155	-	-	-
Fire Inspection Fees	B1540	317,448	350,000	350,000	366,000
Building Department	B1560	3,011,547	3,200,000	3,200,000	3,822,640
Metered Water Sales	SW12140	1,675,405	1,739,000	1,739,000	1,700,000
Total Revenues		\$ 5,084,316	\$ 5,369,000	\$ 5,369,000	\$ 5,888,640

Net Department Costs		\$ 710,770	\$ 584,889	\$ 519,352	\$ 80,252
-----------------------------	--	-------------------	-------------------	-------------------	------------------

	Fund/ Division	2012 Actual	2013 Modified Budget	2013 Actual	2014 Budget
Authorized Positions					
Town Engineer	A1440	7	7	7	7
Building Department	B1620	24	24	24	24
Fire Prevention-Safety Inspection	B3620	2	3	3	3
Dix Hills Water District	SW18321	14	14	14	14
Department Total		47	48	48	48



Engineering Services

Joseph F. Cline, P.E. Director

	2012 Actual	2013 Modified Budget	2013 Projected	2014 Budget
<u>Expenses</u>				
Salary and Wages	\$ 3,736,400	\$ 3,536,448	\$ 3,511,676	\$ 3,765,164
Employee Benefits and Taxes	294,040	287,648	287,648	303,953
Contractual Costs, Materials & Supplies	1,687,923	2,096,838	2,056,073	1,891,775
Fixed Assets	75,501	26,704	26,704	1,500
Capital Outlay	1,222	6,250	6,250	6,500
Total Expenses	\$ 5,795,086	\$ 5,953,888	\$ 5,888,351	\$ 5,968,892
<u>Revenues</u>				
Departmental Income	\$ 5,019,555	\$ 5,289,000	\$ 5,289,000	\$ 5,888,640
Federal Aid	64,761	80,000	80,000	-
Total Revenues	\$ 5,084,316	\$ 5,369,000	\$ 5,369,000	\$ 5,888,640
Net Cost	\$ 710,770	\$ 584,888	\$ 519,351	\$ 80,252
<u>Net Cost by Fund</u>				
General Fund	\$ (650,082)	\$ (727,734)	\$ (724,520)	\$ (715,554)
Part Town	1,134,255	1,410,859	1,410,859	1,908,304
Dix Hills Water	(1,194,943)	(1,268,013)	(1,205,690)	(1,273,002)
Total Net Cost	\$ (710,770)	\$ (584,888)	\$ (519,351)	\$ (80,252)



Environmental Waste Management

Neal Sheehan, Director

♦ Departmental Mission:

To develop and implement programs and policies designed to protect and enhance the quality of the environment within the Town of Huntington as it relates to solid and liquid wastes and recycling. To develop policy and draft Town legislation pertaining to matters that would protect or improve the quality of the environment or natural resources of the Town by providing programs that deal with solid and liquid waste and its effective treatment or disposal. To develop and implement public education programs on proper disposal of solid and liquid waste. Explore and create new programs in recycling, waste reduction or removal and wastewater treatment programs. Initiate new State and Federal mandates as they relate to Town programs and facilities. These departmental goals will further the Town's strategic goals of implementing energy efficient programs, provide education and will further the Town's mission of fostering a sustainable Huntington.

♦ Legal Authority:

Chapter 68 of Town Code, March 3, 1998.

♦ Operating Environment:

The **Administrative Division** of Environmental Waste Management oversees all programs that deal with solid and liquid waste management within the Town. This covers the daily interaction of management with the various divisions under Environmental Waste Management, advisory committees, special interest groups, government agencies and any other groups that fall under the purview of this department. To some degree, external issues such as State and Federal mandates affect departmental programs, grant monies, funding sources and public support for projects.

The **Resource Recovery Facility** is operated in full compliance with all applicable New York State and Federal Regulations for solid waste disposal. The available waste stream is subject to seasonal and economic fluctuations, however, sufficient waste is obtained from non-town sources as needed to maintain full capacity operation.

The **Consolidated Refuse District** provides sanitation, recycling and yard-waste collection through both municipal employees and private contractors to the residents of the Town's hamlets.

Monitoring of the closed and capped **East Northport Landfill's** methane gas and groundwater are mandated as part of the Record of Decision issued by New York State and are conducted, in full compliance with this decision, on a periodic basis by outside firms managed by Department staff. The integrity of the landfill cap and the gas control system are also periodically inspected and maintained in good operating condition.

Increased awareness of the Town's recycling efforts coupled with ever expanding programs has greatly increased the volume of residential traffic at the **Town of Huntington Recycling Center**.

The **Smithtown Cell 6 Facility** still accepts Construction & Demolition materials from residents of both Smithtown and Huntington and transfers the waste to another facility. The Town of Smithtown manages the facility but Department staff reconciles the operating expenses as per an inter-municipal agreement.



Environmental Waste Management

Neal Sheehan, Director

The **Huntington Sewer District** operates a State permitted facility capable of processing 2.5 million gallons per day of sewage from the over 3,400 parcels located within the district.

The **Centerport Sewer District**, through an inter-municipal agreement with the Village of Northport, processes the sewage generated within the district at the Northport Sewerage Treatment Plant. The Town maintains the sewer lines and pump stations used to convey the sewerage to the Village and compensates the Village based on the annual flows.

The **Waste Water Disposal District** continued to receive significant quantities of scavenger waste at the Scavenger Waste Facility (SWF).

♦ Workload Indicators:

The workload in the Environmental Waste Management Department is a function of the following:

- Daily operation and overseeing of the Resource Recovery Facility and monitoring capacity to maintain fuel inventory. In 2012 338,486 tons of solid waste was processed and it is estimated that this level will be maintained in 2013 and 2014.
- Maintenance and repair of methane control and monitoring systems and removal of control system condensation at the East Northport Landfill has been successfully continued. No methane has been reported at any of the perimeter wells indicating the systems are working properly.
- The Consolidated Refuse District now consists of more than 58,000 residential parcels that receive two refuse collections and one recycling collection per week and 48 yard-waste collections per year. The district contains over 500 commercial parcels that receive six collections per week by municipal employees.
- The Wastewater Disposal Division received and processed 19,192,840 gallons of scavenger waste in 2012. The facility is capable of processing more than 25,000,000 gallons annually and therefore has been designed to support growth.
- The Department anticipates that the Town resident's will recycle 9,500 tons of paper, 21,000 tons of yard waste, 4,900 tons of commingled bottles cans and plastics and 120 tons of e-waste throughout 2013. The recycling rates for paper and bottles and cans have remained relatively constant continuing the Town's success as a leading recycler on Long Island.

♦ 2014 Goals:

The Department's 2014 goals include the following:

- To replace one existing diesel garbage trucks with compressed natural gas powered garbage trucks in the Consolidated Refuse District.
- The Recycling Center's goal is to provide services to aid and promote recycling within the community. Efforts are directed at attaining target-recycling levels outlined in the Town's Solid Waste Management Plan



Environmental Waste Management

Neal Sheehan, Director

♦ Performance Measures :

The performance measures that will be used to measure progression towards departmental goals are as follows:

Refuse Fleet Replacement: Converting refuse trucks from diesel to compressed natural gas (CNG) will reduce the dependence on imported diesel fuel and will reduce fuel costs and reduce the particulate diesel emissions generated by diesel fueled vehicles. To date the Town has replaced 26.9% of the refuse truck fleet. The on-going vehicle replacement plan is to replace the diesel vehicles at a rate of 1 to 2 per year thus replacing all the vehicles in approximately 11 years.

<u>Year</u>	<u>Trucks in Fleet</u>	<u>CNG Trucks</u>	<u>% Converted</u>
2010	26	3	11.5%
2011	26	5	19.2%
2012	26	6	23.1%
2013	26	7	26.9%

Recycling: The Town is attempting to increase the tonnage of recycling diverted from the solid waste stream each year in an effort to accomplish the goals defined in the Town's Solid Waste Management Plan.

<u>Year</u>	<u># Tons</u>
2008	40.3
2009	40.5
2010	40.5
2011	40.7
2012	40.7
2013	40.8



Environmental Waste Management

Neal Sheehan, Director

			2013		
	Fund/ Division	2012 Actual	Modified Budget	2013 Projected	2014 Budget
<u>Expenses</u>					
Landfill-Smithtown Cell 6	A8164	\$ 225,626	\$ 329,220	\$ 329,220	\$ 274,400
ENL Post Closure Maintenance	A8166	51,703	67,800	67,800	66,500
Resource Recovery	A8170	11,023,247	18,197,072	18,197,652	19,474,266
Solid Waste Recycling	A8565	474,103	536,375	536,611	522,291
Waste Management Administration	A8793	410,029	426,947	423,587	443,216
Consolidated Refuse District	SR8158	18,749,607	20,024,118	20,012,618	20,329,591
Huntington Sewer District	SS18131	2,481,666	2,631,490	2,638,765	2,813,632
Centerport Sewer District	SS28132	47,280	87,898	87,898	87,159
Waste Water Disposal	SS38133	777,966	854,041	854,041	835,529
Total Expenses		\$ 34,241,227	\$ 43,154,961	\$ 43,148,192	\$ 44,846,584
<u>Revenues</u>					
Refuse & Garbage Charges	A2130	\$ 6,650,583	\$ 6,625,396	\$ 6,625,396	\$ 6,794,831
Town of Smithtown RRP	A2131	1,999,461	4,707,000	4,707,000	5,100,000
Refuse District Tipping Fees	A2132	7,360,373	7,536,240	7,536,240	7,923,961
Town of Smithtown Ash	A2134	1,844,422	1,878,950	1,878,950	1,966,241
Resource Recovery Penalty Fee	A2135	13,570	30,000	30,000	30,000
Refuse & Garbage, Other Govern	A2376	103,723	102,000	102,000	98,944
Dumpster Violation Fines	A2613				
Sale of Scrap& Excess Materials	A2650	6,356	12,000	12,000	25,000
Sales of Recycled Materials	A2651	34,388	13,200	13,200	13,200
Sale of Compost	A2653	10,112	6,500	6,500	8,000
State Aid Household Hazmat	A3905	19,863	-	-	-
Refuse & Garbage Charges	SR2130	5,291	5,200	5,200	9,040
Refuse & Garbage, Other Govern	SR2376	9,658	13,491	13,491	9,658
Sales of Recycled Materials	SR2651	472,795	500,000	500,000	500,000
Sewer Charges	SS12122	333,230	300,000	300,000	276,600
Refuse & Garbage Charges	SS32130	1,152,368	990,942	990,942	1,045,000
Total Revenues		\$ 20,016,193	\$ 22,720,919	\$ 22,720,919	\$ 23,800,475
Net Department Costs		\$ 14,225,034	\$ 20,434,042	\$ 20,427,273	\$ 21,046,109



Environmental Waste Management

Neal Sheehan, Director

Authorized Positions	Fund/ Division	2012 Actual	2013	2013 Actual	2014 Budget
			Modified Budget		
Landfill-Smithtown Cell 6	A8164	0	0	0	0
ENL Post Closure Maintenance	A8166	0	0	0	0
Resource Recovery	A8170	5	5	5	5
Solid Waste Recycling	A8565	6	5	6	6
Waste Management Administration	A8793	4	4	4	4
Consolidated Refuse District	SR8158	48	47	48	48
Huntington Sewer District	SS18131	18	18	18	18
Centerport Sewer District	SS28132	0	0	0	0
Waste Water Disposal	SS38133	2	2	2	2
Department Total		83	81	83	83



Environmental Waste Management

Neal Sheehan, Director

	2012	2013	2013	2014
	Actual	Modified Budget	Projected	Budget
<u>Expenses</u>				
Salary and Wages	\$ 6,416,117	\$ 6,562,568	\$ 6,559,442	\$ 6,803,688
Employee Benefit and Taxes	506,279	531,960	531,960	516,613
Contractual Costs, Materials & Supplies	27,301,804	36,013,453	36,009,810	37,509,783
Fixed Assets	17,027	46,980	46,980	16,500
Total Expenses	\$ 34,241,227	\$ 43,154,961	\$ 43,148,192	\$ 44,846,584
<u>Revenues</u>				
Departmental Income	\$ 19,345,728	\$ 22,043,728	\$ 22,043,728	\$ 23,115,673
Intergovernmental Charge	113,381	115,491	115,491	108,602
Fines and Forfeitures	13,570	30,000	30,000	30,000
Sale of Property/Compensation for Loss	523,651	531,700	531,700	546,200
State Aid	19,863	-	-	-
Total Revenues	\$ 20,016,193	\$ 22,720,919	\$ 22,720,919	\$ 23,800,475
Net Costs	\$ 14,225,034	\$ 20,434,042	\$ 20,427,273	\$ 21,046,109
<u>Net Cost by Fund</u>				
General Fund	\$ (5,858,143)	\$ (1,353,872)	\$ (1,356,416)	\$ (1,179,504)
Consolidated Refuse	18,261,863	19,505,427	19,493,927	19,810,893
Huntington Sewer District	2,148,436	2,331,490	2,338,765	2,537,032
Centerport Sewer District	47,280	87,898	87,898	87,159
Waste Water Disposal	(374,402)	(136,901)	(136,901)	(209,471)
Total Net Cost	\$ 14,225,034	\$ 20,434,042	\$ 20,427,273	\$ 21,046,109



General Services

Thomas Boccard, Director

♦ Departmental Mission:

The Department of General Services is a multi-functional department whose mission is to provide maintenance services for all Town owned facilities, properties, vehicles and equipment.

♦ Legal Authority:

The Department of General Services was established by Town Board Resolution on September 14, 1982 (Chapter 32 of the Town Code, Local Law Number 10-1982). On August 11, 1992 and March 9, 1993, Chapter 32 of the Town Code was amended adding the division of Parks Maintenance. On June 6, 2000, Chapter 32 of the Town Code was once again amended to include the maintenance of all Town Parks including the Dix Hills Park Facility and Crab Meadow Golf Course as part of General Services.

♦ Operating Environment:

The **Building and Grounds Maintenance** division is responsible for the routine maintenance, building repairs, custodial services and grounds keeping of all Town owned facilities and properties.

The **Vehicle Maintenance** division is responsible for maintaining and repairing approximately 401 vehicles/equipment owned by the Town. Each vehicle requires routine maintenance, including oil and brake pad changes. Each vehicle is inspected in accordance with New York State Standards.

The **Dix Hills Park Facility** division is responsible for building and grounds maintenance for the entire facility. The facility includes an ice rink (with 2 slabs of ice), a swimming pool and a nine-hole golf course (golf course maintained by Golf Course Maintenance division – see below).

The **Golf Course Maintenance** division is responsible for grounds maintenance of the eighteen-hole golf course (Crab Meadow), a nine-hole golf course (Dix Hills Park) and maintains the necessary heavy equipment to keep both golf courses in good condition.

The **Central Supply/Mailroom and Print Shop** divisions support all Town departmental needs by distributing Town mail to each department throughout the Town, fulfilling multiple copy orders and providing a wide variety of printing options and services.

The **Organic and Gateway Gardens** allow 400+ residents to obtain plots of land on which to grow organic produce.

♦ Workload Indicators:

The General Services workload is a direct reflection of our normal operating functions, the number of work order requests for maintenance received from the departments within the Town as well as public requirements (H@YS), and those generated through Town Board Resolutions.



General Services

Thomas Boccard, Director

♦ 2013 Achievements:

The Department of General Services continues to meet the challenges of an ever-changing work environment. All divisions strive diligently to conserve resources, streamline workflow procedures, and improve constituent-employee relations.

The Department has achieved numerous other goals, including, but not limited to, the following:

- Installed 4 new energy-efficient rooftop HVAC units at the Village Green
- Converted to gas feed to further decrease our carbon footprint (Village Green)
- Removed countless trees and repaired Super Storm Sandy damages at all parks
- Rebuilt, repaired and re-lamped sports field lighting at various ball fields as a result of Super Storm Sandy

♦ 2014 Goals:

The Department's 2014 goals include the following:

- Reduce the number of vehicles repair costs by replacing older vehicles
- Continue to institute Copy Order Efficiency Plan that will reduce the total number of copies produced
- Reduce postage fees for bulk mailings (500 pieces and above)

♦ Performance Measures:

The performance measures that will be used to measure progression towards departmental goals are as follows:

- Request funding for the purchase of new vehicles and track the number of vehicles replaced.

Year	Vehicle Maintenance Expenses	Total Number Vehicles in Fleet	Vehicles Purchased and Replaced
2011	\$940,000	237	0
2012	\$966,816	225	7
2013-estimated	\$998,815	221	11

- Monitor and track the number of work orders completed (all divisions).



General Services

Thomas Boccard, Director

			2013		
	Fund/ Division	2012 Actual	Modified Budget	2013 Projected	2014 Budget
Expenses					
General Services Administration	A1490	\$ 488,811	\$ 491,054	\$ 491,054	\$ 512,413
Buildings and Grounds	A1621	8,396,558	8,464,930	8,495,550	8,585,343
Heckscher Amphitheater	A1624	33,285	34,290	34,290	12,000
Vehicle Maintenance	A1625	1,006,892	998,815	998,819	1,023,600
Central Supply & Mailroom	A1660	429,424	440,209	440,209	441,324
Copy Center	A1670	301,530	240,000	240,000	244,000
Dix Hills Park Maintenance	A7116	1,660,956	1,809,192	1,809,192	1,726,628
Golf Course Maintenance	A7183	1,263,715	1,278,142	1,278,142	1,287,157
Organic Garden	A8560	5,080	5,450	5,450	6,200
Total Expenses		\$ 13,586,251	\$ 13,762,082	\$ 13,792,706	\$ 13,838,665
Revenues					
Unpaid Property Clean up	A1032	\$ 267,991	\$ 20,000	\$ 20,000	\$ 20,000
Organic Garden Rental	A2411	7,405	7,600	7,600	7,000
Federal Aid-FEMA	A4785	772,893	-	-	-
Total Revenues		\$ 1,048,289	\$ 27,600	\$ 27,600	\$ 27,000
Net Department Costs		\$ 12,537,962	\$ 13,734,482	\$ 13,765,106	\$ 13,811,665

			2013		
	Fund/ Division	2012 Actual	Modified Budget	2013 Actual	2014 Budget
Authorized Positions					
General Services Administration	A1490	6	6	6	6
Buildings and Grounds	A1621	74	74	74	74
Heckscher Amphitheater	A1624	0	0	0	0
Vehicle Maintenance	A1625	9	9	9	9
Central Supply & Mailroom	A1660	4	4	4	4
Copy Center	A1670	0	0	0	0
Dix Hills Park Maintenance	A7116	9	10	10	10
Golf Course Maintenance	A7183	8	8	8	8
Organic Garden	A8560	0	0	0	0
Department Total		110	111	111	111



General Services

Thomas Boccard, Director

	2012	2013	2013	2014
	Actual	Modified Budget	Projected	Budget
<u>Expenses</u>				
Salary and Wages	\$ 8,128,003	\$ 8,331,615	\$ 8,361,733	\$ 8,735,751
Employee Benefits and Taxes	640,311	667,069	667,069	700,862
Contractual Costs, Materials & Supplies	4,538,765	4,518,762	4,519,267	4,232,750
Fixed Assets	49,322	44,637	44,637	4,000
Capital Outlay	229,850	200,000	200,000	205,000
Total Expenses	\$13,586,251	\$13,762,083	\$13,792,706	\$13,878,363
<u>Revenues</u>				
Real Property Tax	\$ 267,991	\$ 20,000	\$ 20,000	\$ 20,000
Departmental Income	7,405	7,600	7,600	7,000
Federal Aid	772,893	-	-	-
Total Revenues	\$ 1,048,289	\$ 27,600	\$ 27,600	\$ 27,000
Net Cost	\$12,537,962	\$13,734,483	\$13,765,106	\$13,851,363
<u>Net Cost by Fund</u>				
General Fund	\$12,537,962	\$13,734,483	\$13,765,106	\$13,851,363
Total Net Cost	\$12,537,962	\$13,734,483	\$13,765,106	\$13,851,363



Highway Department

William Naughton, Superintendent of Highways

◆ Departmental Mission:

The Highway Office is responsible for the maintenance and repair of over 785 miles of streets, roads, and right-of-ways in the Town of Huntington. It is also responsible for the maintenance of all existing drainage systems, which include recharge basins, overflow pools, catch basins and miles of drainage pipe. These responsibilities are a 24-hour, seven day a week obligation. Maintaining Town roads supports the Town strategic goal of investing in the Town infrastructure to enhance the quality of life within the Town.

The mission of the Highway Office is to provide the residents of the Town of Huntington and the motoring public with safe and well-maintained streets and roads. It is through sound and prudent financial administration that the Highway Office has been able to deliver these services at a time when fiscal resources have proven limited.

◆ Legal Authority:

The operation of the Highway Office is mandated by New York State Highway Law, Section 140, as enacted by the Senate and the Assembly of the State of New York.

◆ Operating Environment:

There are a variety of influences at work on roads and drainage systems throughout their service life. There is the normal wear and tear associated with usage. Environmental factors such as snow, ice, rain and dramatic fluctuations in temperature take a toll on existing systems. The climate on Long Island is a prime example of a freeze-thaw cycle. This cycle is particularly damaging to roads, in that, the freezing and thawing of moisture has proven to weaken sub grades and bring about a more rapid deterioration of pavement. The environmental factors, coupled with an aging system of roads, have created a scenario where the effective administration of resources is essential in order to maintain the present level of services. The nature of the work performed by the Highway Office is labor intensive. In order to effectively implement the existing pavement management, tree management and drainage management systems it is necessary to maintain existing staffing levels. In addition to planned improvements, a major responsibility of this office is to respond to resident requests and requests from other Town offices and departments.

The Highway Department provides the following town-wide services:

Safety of Residents & Public: The Highway Office provides the following safety services:

- Installation of guide rails in accident-prone road locations.
- Installation of water hydrant blue marking strips in roads opposite hydrants.
- Road Signs – larger and more reflective keeping them visible and improving sight distance at intersections.
- Road striping improvements
- Traffic calming
- Updated all two-way radios in all highway vehicles to narrow band as per Federal guide lines.



Highway Department

William Naughton, Superintendent of Highways

Paving Management: The Highway Department's pavement management system tracks road conditions and history. With respect to road conditions, the maintenance programs are greatly affected by economic conditions. Escalating labor and material costs and funding determine the effectiveness of the maintenance program. The operational priorities are as follows:

- Safe conditions on pavement surfaces of streets and roads.
- Protection of the physical condition of streets and roads to provide optimum service life.
- Planned roadway rehabilitation based upon professional needs assessment.

Tree Management: There are over 116,000 trees in the Department's database that are on Town-right-of-ways. The Highway Office is responsible for the maintenance, removal and trimming of these trees. The work performed is done both by Town personnel and private contractors. The work involves tree removal, trimming, and replanting. In 2014 there is an increase of tree planting town wide because of Super Storm Sandy.

Sign Shop: This office is responsible for signs and pavement markings. New Federal mandates require the replacement of all street signs town-wide. The Highway department is presently updating all road signs to meet Federal regulations and State supplement as of September 2007.

Drainage Management: The Highway Department responds and resolves resident complaints regarding drainage problems. The Drainage division performs the installation of precast overflow pools in areas where drainage problems have occurred in the past. Such subsurface leaching pools control storm water runoff in a given area and are designed to control a 2" rainstorm.

Storm Water Phase II requirements are in the process of being implemented. The Town Board has agreed for Cornell University Cooperative Extension of Suffolk County to identify, map and monitor outflow pipes in compliance with Storm Water Phase II.

Drainage improvements on existing roadways continue to be a priority. Where possible, drainage systems are being installed in order to minimize the need for individual overflow pools. Recent drainage improvements on Woodedge Road, Cold Spring Harbor Road, Melville Road, Bagatelle Road and Round Swamp Road are some examples of the more comprehensive process.

Street Sweeping: The Highway Office has developed a sweeping maintenance program that encompasses 785 miles of Town roads. This service enhances the aesthetic appearance of the roads and protects the effectiveness of the existing drainage system. Removing sand and debris from the roadway is an essential component of roadway maintenance. The greater volume of material on the roadways coupled with increasing age of the Town's road sweeping equipment has proven to make sweeping more difficult and time-consuming than previous years.

Leaf Bag Distribution: The Highway Office distributes leaf bags to Town residents in order to facilitate the collection of leaves every fall. Keeping the leaves off the streets and out of the drainage system ensures the safety of the Town roads and the effectiveness of the drainage systems.



Highway Department

William Naughton, Superintendent of Highways

♦ Workload Indicators:

Resident Requests: The Highway Office Hotline at Town Hall and the Elwood Administrative Office receives over 17,000 calls annually. Many of these calls will involve resident requests for paving, street sweeping, snow and ice control, tree and tree limb removals, asphalt berms, aprons, and permits for curb cuts, block parties, banners, parades, street signs & striping and Adopt-A-Highway. Resident requests for tree trimming and removals and requests related to repaving, asphalt berms and asphalt aprons constitute the majority of the requests for services.

Many of the functions performed by the Highway Office are contingent on the weather. The demands placed upon the resources of this office are directly related to the number, intensity, and severity of seasonal storms. In addition, roads and streets are dynamic structures greatly influenced by the workloads imposed on them by the size, weight and volume of traffic, which in recent years has been increasing, especially the Melville 110 Corridor.

Through effective operational management there were 785 miles of roads swept, 468 drains are cleaned, 25,000 catch basins maintained and 2,000 leaching pools and 500 miles of drainage pipe retained.

♦ 2013 Achievements:

The Highway Office is extremely proud of its ability to deliver quality services to the many residents of the Town of Huntington. Emergency situations caused by the weather were responded to immediately.

♦ 2014 Goals:

The 2014 goals for the Highway department include the following:

- Increase the overall quality of Town roads.
- Maintain or increase the number of lane miles resurfaced.
- Maintain the number of tree planting town-wide due to Super Storm Sandy

♦ Performance Measures :

The performance measures that will be used to measure progress towards departmental goals are as follows:

	2011	2012	2013(estimated)
Drains Cleaned	470	500	300
Lane Miles Swept	800	785	785
Lane Miles Resurfaced	40	35	24
Trees Planted	400	450	100



Highway Department

William Naughton, Superintendent of Highways

			2013		
	Fund/ Division	2012 Actual	Modified Budget	2013 Projected	2014 Budget
Expenses					
Superintendent of Highways	A5010	\$ 779,418	\$ 796,994	\$ 796,994	\$ 827,441
Highway Repairs	DB5110	12,034,866	12,228,549	12,174,776	12,649,801
Capital Highway Improvements	DB5112	1,358,221	1,725,670	1,363,001	1,336,265
Highway Machinery	DB5130	2,194,380	2,299,277	2,300,565	2,343,950
Brush Weeds	DB5140	350,329	501,913	502,032	410,000
Snow Removal	DB5142	1,152,031	3,091,146	3,091,146	1,894,146
Total Expenses		\$ 17,869,245	\$ 20,643,549	\$ 20,228,514	\$ 19,461,603

Revenues					
FOIL Request	DB1260	\$ 7	\$ -	\$ -	\$ -
Transp Service, Other Govern	DB2300	-	-	-	-
Other Permits-Town Engineer	DB2590	101,400	100,000	100,000	100,000
Sale of Scrap & Exc Materials	DB2650	5,078	8,000	8,000	8,000
Insurance Recoveries	DB2680	4,268	5,000	5,000	5,000
Unclassified Revenues	DB2770	18,686	100	100	1,000
State Aid, CHIPS	DB3501	1,358,221	1,698,935	1,336,265	1,336,265
Federal Aid-FEMA	DB4785	13,554,057	-	-	-
Total Revenues		\$ 15,041,717	\$ 1,812,035	\$ 1,449,365	\$ 1,450,265

Net Department Costs		\$ 2,827,528	\$ 18,831,514	\$ 18,779,149	\$ 18,011,338
-----------------------------	--	---------------------	----------------------	----------------------	----------------------

			2013		
	Fund/ Division	2012 Actual	Modified Budget	2013 Actual	2014 Budget
Authorized Positions					
Superintendent of Highways	A5010	8	8	8	8
Highway Repairs	DB5110	131	129	133	133
Capital Highway Improvements	DB5112	0	0	0	0
Highway Machinery	DB5130	13	14	14	14
Brush Weeds	DB5140	0	0	0	0
Snow Removal	DB5142	0	0	0	0
Department Total		152	151	155	155



Highway Department

William Naughton, Superintendent of Highways

	2012 Actual	2013 Modified Budget	2013 Projected	2014 Budget
<u>Expenses</u>				
Salary and Wages	\$ 11,443,594	\$ 12,497,673	\$ 12,443,099	\$ 12,569,849
Employee Benefits and Taxes	898,319	1,019,258	1,019,258	1,049,889
Contractual Costs, Materials & Supplies	3,485,321	4,646,383	4,647,787	3,808,350
Fixed Assets	2,036,458	2,470,236	2,108,370	2,023,515
Capital Outlay	5,553	10,000	10,000	10,000
Total Expenses	\$ 17,869,245	\$ 20,643,550	\$ 20,228,514	\$ 19,461,603
<u>Revenues</u>				
Departmental Income	\$ 7	\$ -	\$ -	\$ -
Intergovernmental Charge	-	-	-	-
Licenses and Permits	101,400	100,000	100,000	100,000
Sale of Property/Comp for Loss	9,346	13,000	13,000	13,000
Miscellaneous	18,686	100	100	1,000
State Aid	1,358,221	1,698,935	1,336,265	1,336,265
Federal Aid	13,554,057	-	-	-
Total Revenues	\$ 15,041,717	\$ 1,812,035	\$ 1,449,365	\$ 1,450,265
Net Cost	\$ 2,827,528	\$ 18,831,515	\$ 18,779,149	\$ 18,011,338
<u>Net Cost by Fund</u>				
General Fund	\$ 779,418	\$ 796,994	\$ 796,994	\$ 831,429
Highway	2,048,110	18,034,521	17,982,155	17,183,897
Total Net Cost	\$ 2,827,528	\$ 18,831,515	\$ 18,779,149	\$ 18,015,326



Human Services

Jillian Guthman-Abadom, Director

♦ Departmental Mission:

The mission of the Department of Human Services is to develop, administer, manage, and promote programs that benefit the residents of the Town of Huntington.

♦ Legal Authority:

Local Law #9, Adopted 12/12/89 and Chapter 39 of the Town Code.

♦ Operating Environment:

Senior Citizens: Responsible for providing Huntington's Senior Citizens with diversified programs and services, enabling them to remain active, involved and as independent as possible.

- Nutrition Program - provides nutritious meals at the Senior Center, Adult Day Care Center, and to homebound seniors in the Town. Centers provide diversified services and activities to groups and individuals.
- Adult Day Care – provides a comprehensive program that addresses the needs of those who, in their later years, require a structured environment that promotes social interaction with peers, emotional support, intellectual and physical stimulation. Both group and individual activities are undertaken.
- Expanded In-Home Services for the Elderly Program (EISEP)/CSE Housekeeper/Chore – This program provides functionally impaired persons age sixty or over, who are not eligible to receive the same or similar services available under Title XVIII, XIX, or XX of the Federal Social Security Act or any other governmental program, with non-medical in-home services (light house cleaning, grocery shopping and laundry). The purpose of this service is to allow these elderly persons to remain safe and independent in their own homes.
- Residential Repair Program - This program provides residential repairs and renovations to upgrade substandard, unsuitable or unsafe housing for persons age sixty and older within the Town of Huntington.
- CSE Caregiver Program - This program is designed to help sustain the efforts of caregivers who normally provide the daily care and supervision of an elderly person(s). It promotes the ability of individuals receiving care to remain in their homes instead of being placed in residential facilities.
- Recreational and Health Programs: Art classes, caning and rushing, dance exercise, bingo, yoga, Tai Chi, meditation, crocheting, music appreciation, movies, Wii, bridge, mah jong, multi-media art program, swing dancing, hula lessons, tap lessons, pool tournaments, brain gym and discussion groups are among the many services and activities offered at the Senior Citizen Nutrition Center and Centerport Beach House. Excursions to the theater or other day trips are scheduled throughout the year. We facilitate monthly blood pressure screenings. There are multiple seniors clubs that meet throughout the Town which provide recreation and socialization for our seniors.

Handicapped Services: This Division prepares a bi-annual newsletter. It also distributes beach stickers. Eligible persons are individuals who have a handicap parking permit and a limited income. The Division serves as a resource and information referral center. It works with the Superintendent of Highways to facilitate the removal of snow berms for those individuals who are eligible for the program. The Division responds to complaints about lack of accessibility and violations of the Americans with Disabilities Act. The Division



Human Services

Jillian Guthman-Abadom, Director

serves as a liaison to the Citizens Advisory Board. The Division runs the Red Dot Program, which places a red dot on vehicles, at the request of the owner, which makes pertinent medical information available to emergency responders. It coordinates blood drives. The Division coordinates a summer employment program. Coordinates training for HART Bus.

Women's Services: Facilitates the Huntington Women's Advisory Council with a membership of non-profit agencies that meet approximately six times per year. The focus is on women in the workplace, arts, education, health and family. A main goal of the Division is to form a strong, productive and communicative Council that serves as a voice in the community. It strives to share information so that residents will be aware of the various services provided by the different organizations.

Veterans' Affairs: Provides assistance, information and referral for the veterans in the Town of Huntington. Serves as a liaison to The Veterans' Advisory Board, which is comprised of representatives of all local veterans' organizations. It works to recognize the vast contributions of veterans. Rental assistance for veterans' posts and reimbursements for celebration expenses for Memorial Day and Veterans' Day are some of the various services provided through this Division. Coordinates the Toys for Tots Program for the Town.

Minority Affairs: The Division serves as a liaison to the minority communities to keep residents informed of Town services, programs, employment opportunities and events. This Division strives to improve working relationships with leaders of minority organizations and minority residents by addressing concerns of the minority communities and conducting various programs throughout the year to improve the lives of people.

Office of Equal Employment Opportunity: This Office is separate from Human Services but is run out of its office. The role of The Office of Equal Employment Opportunity is to promote equal employment opportunity and insure that all persons are treated equitably with respect to employment opportunities in the Town of Huntington. The EEO Officer serves as Chair of the Town's Equal Employment Opportunity Complaint Review Committee and presides over EEO Hearings.

The Huntington Human Services Institute, Inc. The Institute is instrumental in allowing us to partner with outside agencies in the planning, promotion and presentation of various townwide events to meet the needs of residents. The Institute is a vehicle whereby we are able to augment our own in-house programs.

◆ Workload Indicators:

The Department of Human Services is directly responsible for the coordination of many public programs within the Town of Huntington. The Department monitors contracts with various social agencies that provide vital services for the residents of Huntington. The Human Services Department works diligently to meet the needs of the community.

There is a steady demand for services for senior citizens. The Nutrition Center handles the planning, ordering, stocking, preparation and cooking of meals for Senior Citizens. Over the last twelve months, approximately 63,000 meals were served. The Expanded In-Home Services for the Elderly Program (EISEP)/CSE Housekeeper/CHORE, Residential Repair Program, provide in-home visits to seniors for light housekeeping, laundry assistance, and minor repair assistance on a daily basis. Aides assist the participants with daily living



Human Services

Jillian Guthman-Abadom, Director

skills that they no longer can perform. The Division has an increase in referrals for EISEP services from the County of Suffolk. Additionally, the Residential Repair Program has experienced increased requests for services.

♦ 2013 Achievements:

The Human Services Department had many accomplishments over the past year. These accomplishments include but are not limited to the following:

- Conducted individualized seminars for employees on the topics of sexual harassment and unlawful employment discrimination.
- Developed a Veterans senior support group.
- Held the first annual senior veteran's brunch.
- Collaborated with various institutions to increase and broaden the number of seminars and educational opportunities on relevant issues. Including SeniorNet's Mobile Training Center which provided computer training to seniors at the Senior Center.
- Maintained agreements with organizations that empower individuals to overcome obstacles by obtaining valuable workplace experience in the Town of Huntington thereby enhancing their ability to secure independent gainful employment. The provisions of these workplace opportunities were created with no expense to the Town.
- Expanded the emphasis and resources allocated to improving pre-reading and early reading skills for the participants of St. John's Camp.
- Expanded the Library for St. John's Camp with the acquisition of books from not-for-profit organizations.
- Launched the Cool Seniors Program providing air conditioners and fans for free to financially challenged seniors with the financial support of donors.
- In response to the demand added an additional boat rack for seniors at the Senior Beach of Centerport.
- Offered inter-generational and diverse cultural programming.
- Improved outreach for St. John's Camp.
- Offered broad and innovative programming in the area of health and wellness at the Senior Center.
- Facilitated meetings of the Citizens Advisory Committee with relevant individuals to share information on areas of interest for the Committee.

♦ 2014 Goals:

The Department's 2014 goals include the following:

- Increase interactive seminars to disseminate critical information to help individuals with their disabilities.
- Continue efforts to increase the diversity in attendance at the Senior Center.
- The Department strives to implement more accessible means in providing information to the public regarding the various services offered by the Department.
- Offer new programming to broaden the scope of information for improved health and wellness.



Human Services

Jillian Guthman-Abadom, Director

◆ Performance Measures :

The performance measures that will be used to measure progression toward departmental goals are as follows:

- Monitor and track the enrollment of seniors to increase the diversity in attendance at the Senior Center.

Senior Center Enrollment	4/1/2010 - 3/31/2011	4/1/2011 – 3/31/2012	4/1/2012 - 3/31/2013	4/1/2013 – 6/30/2013
Minority	227	285	273	111
Low Income Minority	23	92	105	33

- Monitor effectiveness of communication with the public by the utilization of surveys to assess the manner by which constituents become aware of the subject services and/or programs.
- Monitor and track new programming to broaden the scope of information for improved health and wellness.

Health & Wellness Programs	2010	2011	2012	Jan. 2012 July 31, 2013
Number of health &/or wellness programs offered	389	527	711	452



Human Services

Jillian Guthman-Abadom, Director

			2013		
	Fund/ Division	2012 Actual	Modified Budget	2013 Projected	2014 Budget
<u>Expenses</u>					
Agency Contracts	A4225	\$ 11,099	\$ 22,400	\$ 22,400	\$ 12,000
Labor Ready Site	A6310	-	-	-	-
Literacy Volunteers of America	A6312	9,500	9,500	9,500	9,500
Veterans Services	A6510	6,935	7,000	7,000	8,000
Work/Family Assistance Program	A6770	169,270	169,270	169,270	169,270
Programs for the Aging	A6772	651,991	633,306	632,557	716,394
Sr. Citizens Day Care Center	A6773	329,454	324,992	324,993	340,595
Sr. Nutrition Program	A6775	693,978	754,488	754,631	758,932
Human Services	A7620	566,246	375,534	360,534	519,275
Sr. Citizens C.H.O.R.E.	A7624	278,266	250,734	267,823	233,683
Services to the Handicapped	A8845	99,360	3,277	10,100	10,796
Total Expenses		\$ 2,816,099	\$ 2,550,501	\$ 2,558,808	\$ 2,778,445
<u>Revenues</u>					
Sr. Citizen Day Care	A1973	\$ 211,878	\$ 165,000	\$ 165,000	\$ 168,000
Sr. Citizen C.H.O.R.E.	A1974	4,628	4,000	4,000	4,000
Sr. Citizen Nutrition Program	A1976	98,078	100,000	100,000	90,000
Sr. Citizen Citizen E.I.S.E.P.	A1978	2,084	1,500	1,500	1,500
County Aid Sr. Citizen Day Care	A3773	-	-	-	-
County Aid C.H.O.R.E.	A3774	1,271	2,543	2,543	4,933
County Aid Nutrition Program	A3776	148,125	95,658	95,658	194,981
County Aid Home Aide	A3777	23,242	25,000	25,000	25,000
County Aid E.I.S.E.P.	A3778	54,500	48,000	48,000	48,000
Federal Aid Adult Day Care	A4773	10,951	6,000	6,000	6,000
Federal Aid C.H.O.R.E.	A4774	22,888	22,888	22,888	22,888
Federal Aid Nutrition Program	A4776	106,742	106,742	106,742	106,742
Total Revenues		\$ 684,387	\$ 577,331	\$ 577,331	\$ 672,044
Net Department Cost		\$ 2,131,712	\$ 1,973,170	\$ 1,981,477	\$ 2,106,401



Human Services

Jillian Guthman-Abadom, Director

Authorized Positions	Fund/ Division	2013			
		2012 Actual	Modified Budget	2013 Actual	2014 Budget
Agency Contracts	A4225	0	0	0	0
Labor Ready Site	A6310	0	0	0	0
Literacy Volunteers of America	A6312	0	0	0	0
Veterans Services	A6510	0	0	0	0
Work/Family Assistance Program	A6770	0	0	0	0
Programs for the Aging	A6772	8	8	9	9
Sr. Citizens Day Care Center	A6773	4	4	4	4
Sr. Nutrition Program	A6775	5	5	5	5
Human Services	A7620	6	5	6	5
Sr. Citizens C.H.O.R.E.	A7624	2	1	2	1
Services to the Handicapped	A8845	1	0	1	0
Department Total		26	23	27	24

	2013			
	2012 Actual	Modified Budget	2013 Projected	2014 Budget
Expenses				
Salary and Wages	\$ 2,154,240	\$ 1,810,834	\$ 1,816,982	\$ 2,057,030
Employee Benefits and Taxes	169,648	155,273	155,038	164,135
Contractual Costs, Materials & Supplies	488,911	584,394	586,788	557,280
Fixed Assets	3,300	-	-	-
Total Expenses	\$ 2,816,099	\$ 2,550,501	\$ 2,558,808	\$ 2,778,445

Revenues				
Departmental Income	\$ 316,668	\$ 270,500	\$ 270,500	\$ 263,500
State Aid	227,138	171,201	171,201	272,914
Federal Aid	140,581	135,630	135,630	135,630
Total Revenues	\$ 684,387	\$ 577,331	\$ 577,331	\$ 672,044

Net Cost	\$ 2,131,712	\$ 1,973,170	\$ 1,981,477	\$ 2,106,401
-----------------	---------------------	---------------------	---------------------	---------------------

Net Cost by Fund				
General Fund	\$ 2,131,712	\$ 1,973,170	\$ 1,981,477	\$ 2,106,401
Total Net Cost	\$ 2,131,712	\$ 1,973,170	\$ 1,981,477	\$ 2,106,401



Information Technology

William Crowley, Director

• Departmental Mission :

The mission of the Department of Information Technology (IT) is to provide technical solutions and services enabling the Town to deliver and expand its many services in a timely, intuitive and cost effective manner for Huntington's residents. The Information Technology department must strive to excel at the following:

- Maintain the technical infrastructure and systems at the highest performance, highest security and the lowest cost supporting the Town's mission and strategic goals.
- Develop a technology vision for the Town that enables each component of the Town to achieve its mission, and execute a roadmap supporting the Town's strategic goals of balancing the demand of services with available resources.

♦ Legal Authority:

Local Law No.12-2006 established the Department of Information Technology as enacted by Town Board Resolution #2006-289 on April 25, 2006.

• Operating Environment :

The Department of IT exists within an operating environment that is both challenging and dynamic. The basic operations are broken down into the following areas:

- Technology planning with Town leadership - Active pursuit of opportunities arising from emerging technology, leading practices of municipal governments and those derived from leveraging synergies across Town departments and other municipalities
- Hardware maintenance – Maintenance of and capacity planning for computers, servers, storage and other hardware components
- Software Solutions and Utilities - Maintain current software solutions and collaborate with Town departments in delivering new solutions, as the Town's needs change and expand
- Web-based applications - Develop and maintain web-based solutions that leverage the internet to better serve the Town's mission
- Network support – Administration, monitoring, security and capacity planning for Town's expanding wide area network (WAN)
- Technical Support - Provide technical support for all Town operations as needed. This includes the support of hardware, software, enterprise applications and other devices that integrate data equipment and personnel. The department also engages in problem-solving methods, plans and controls technology activities

♦ Workload Indicators:

The workload for the Information Technology Department is as follows and requires the staff to continually develop new skills and build upon their existing knowledge base. Furthermore, it must maintain awareness of emerging technology trends, how technology is being applied elsewhere to address the challenges of municipal government, and finally, an awareness of the challenges and opportunities of each of the Town departments.

- Administration, support and management of a wide-area network with over 500 connections at over 20 locations and internet delivered services to the Town's 200,000 plus residents.
- Provide support for all PC's, workstations, servers, print servers, network switches and routers
- Respond to and resolve support requests from Town's 700 employees



Information Technology

William Crowley, Director

- Maximize the value the Town receives from its existing systems and information assets.
- Lead or support all new information technology projects initiated by Town leadership, Town Departments or as mandated by regulatory change
- Develop and maintain Technology vision and roadmap for the Town

♦ 2013 Achievements:

The IT Department's 2013 significant achievements include the following:

- Designed, built and implemented the Town of Huntington's new website: <http://HuntingtonNY.gov>
- Implemented a new video system offering significant improvements in resident ease of use and accessibility to Town's public meetings and events.
- Implemented the GIS Professional Services Solution.
- Commenced planning for adding Work Order management and Inventory control functionality to enable further expense, asset and labor efficiencies and savings.
- Commenced major overhaul of the Town's document management system which will enable document workflow, web and mobile access and vastly improved records management functionality.
- Migrated the Town's email services to the cloud; offering greater availability, fault-tolerance, security and functionality at reduced overall cost and administrative effort.
- Replaced over 150 end-of-life desktop computers with longer-life, more energy efficient systems.
- Completed the migration of the Town's network to a high bandwidth, high availability fiber based system that will also support voice and video monitoring services.
- Reorganized IT Support process achieving better response time, accountability, trend and root cause analysis, and cross training.
- Upgraded Town's VMWare environment and made major additions to our storage and backup infrastructure

♦ 2014 Goals:

The Department's 2014 goals include the following:

- Overhaul and upgrade the Town's IT Disaster Recovery capabilities to incorporate entire infrastructure, and provide recovery services appropriate to Town's priorities
- Develop a "Green IT" plan for reducing energy, paper and e-waste
- Enable increased training of both functional and technical skills for all appropriate Town employees
- Implement a maintenance management system with work order and inventory integration within a pilot department, and begin implementing across entire Town.
- Upgrade Town's document management and workflow technology to improve productivity and reduce cost and carbon footprint.
- Assist Town Clerk's office in leveraging systems for more effective and compliant Records Management throughout the Town departments.
- Continue providing more e-Services and e-Commerce to Town residents and businesses.
- Aggressively pursue employee efficiencies and resident service improvements that can be achieved via mobile and wireless devices.
- Assist Town departments with implementing all their technology enabled initiatives, as IT resources allow.
- Provide support for increasing number, variety and complexity of IT systems and services and the employees, vendors and residents who use them.



Information Technology

William Crowley, Director

♦ 2013 Performance Measures:

The performance measures that will be used to measure progression towards departmental goals are as follows:

- Achieve a one-year IT capacity demand buffer in storage, processing and bandwidth – Achieved
- Continued reduction in computer related electrical power, e-waste and paper use
 - Electric – Energy efficient PC replacement and new Datacenter design and servers
 - E-Waste – reduce number of personal printers
 - Paper – accelerated use of Document management and electronic documents
- Replace oldest 20% desktop computers - Achieved
- 99.5% aggregate availability of Town's major systems – Achieved
- 10% reduction in “year over year” IT Support calls by year's end – Achieved: 3,000 logged
- Appropriate staff trained in project management – Achieved
- Improved productivity and response time in targeted Town processes – Not achieved
- Show 2 year or better ROI from every Technology investment to improve functionality – TBD

♦ 2014 Performance Measures:

The performance measures that will be used to measure progression towards departmental goals are as follows:

- Maintain a one-year IT capacity demand buffer in storage, processing and bandwidth
- Replace oldest 20% desktop computers
- 99.5% aggregate availability of Town's major systems
- Continued reduction in computer related electrical power, e-waste and paper use
- Support calls to remain flat in “year over year”

Description	2011	2012	2013 (estimated)
IT Support Calls	4,440	3410	3000

- Show 2 year or better ROI potential from every Technology investment to improve functionality
- Improve productivity, value obtained and response time from Town's existing systems



Information Technology

William Crowley, Director

		2013			
	Fund/ Division	2012 Actual	Modified Budget	2013 Projected	2014 Budget
<u>Expenses</u>					
Information Technology	A1680	\$ 1,659,619	\$ 2,168,460	\$ 2,121,802	\$ 2,204,557
Information Technology	B1680	8,692	23,600	23,600	51,500
Information Technology	DB1680	-	47,952	47,952	50,220
Information Technology	SL1680	2,501	2,160	2,160	2,159
Information Technology	SR1680	-	15,784	15,784	15,784
Information Technology	SW11680	4,732	3,600	3,600	3,598
Total Expenses		\$ 1,675,544	\$ 2,261,556	\$ 2,214,898	\$ 2,327,818
<u>Revenues</u>					
Franchise Government Access	A1171	\$ 30,000	\$ 42,000	\$ 42,000	\$ 75,937
Data Process Other Government	A2211	35	-	-	-
Total Revenues		\$ 35	\$ 42,000	\$ 42,000	\$ 75,937
Net Department Costs		\$ 1,675,509	\$ 2,219,556	\$ 2,172,898	\$ 2,251,881



Information Technology

William Crowley, Director

Authorized Positions	Fund/ Division	2013			
		2012 Actual	Modified Budget	2013 Actual	2014 Budget
Information Technology	A1680	10	12	12	13
Information Technology	B1680	0	0	0	0
Information Technology	SL1680	0	0	0	0
Information Technology	SR1680	0	0	0	0
Information Technology	SW11680	0	0	0	0
Department Total		10	12	12	13

	2013			
	2012 Actual	Modified Budget	2013 Projected	2014 Budget
Expenses				
Salary and Wages	\$ 957,651	\$ 969,707	\$ 923,047	\$ 1,108,470
Employee Benefits and Wages	75,770	77,312	77,312	88,567
Contractual Costs, Materials & Supplies	593,524	1,184,712	1,184,714	1,102,281
Fixed Assets	48,599	29,825	29,825	28,500
Total Expenses	\$ 1,675,544	\$ 2,261,556	\$ 2,214,898	\$ 2,327,818

Revenues				
Non-Property Tax Item	\$ 30,000	\$ 42,000	\$ 42,000	\$ 75,937
Intergovernmental Charge	35	-	-	-
Total Revenues	\$ 30,035	\$ 42,000	\$ 42,000	\$ 75,937

Net Cost	\$ 1,645,509	\$ 2,219,556	\$ 2,172,898	\$ 2,251,881
-----------------	---------------------	---------------------	---------------------	---------------------

Net Cost by Fund				
General Fund	\$ 1,629,584	\$ 2,126,460	\$ 2,079,802	\$ 2,128,620
Part Town	8,692	23,600	23,600	51,500
Highway	-	47,952	47,952	50,220
Street Lighting	2,501	2,160	2,160	2,159
Consolidated Refuse	-	15,784	15,784	15,784
Dix Hills Water	4,732	3,600	3,600	3,598
Total Net Cost	\$ 1,645,509	\$ 2,219,556	\$ 2,172,898	\$ 2,251,881



Maritime Services

Edward Carr, Director

◆ Departmental Mission:

The mission of the Department of Maritime Services is to operate, maintain and manage all of the Town's waterfront facilities such as beaches, beach pavilions, waterfront parks, picnic areas, boardwalks, docks, wharfs, bulkheads, piers, boat ramps, dinghy racks and marinas and provide for new construction or restoration of the same. This includes providing law enforcement in bays and harbors to regulate private water craft (PWC) activities, the placement and maintenance of navigation markers, the issuance of mooring permits, assignment of marina slips, and providing launch service. It also includes managing marine resource programs and environmental matters pertaining to the estuary including shellfish harvesting, ecosystem management, aquaculture, wetlands preservation and protection, and marine water quality. Effectively managing the Town's waterfront facilities supports the Town's strategic goal of investing in the Town's recreational assets and promotes and stimulates the use of Huntington's natural resources.

◆ Legal Authority:

Town of Huntington Town Code: Chapter 120, Harbors and Waterways (Marine Division), Chapter 43 and 52 A-5.

◆ Operating Environment:

The Department of Maritime Services was created in 1998 to consolidate all marine related services under one Department for efficiency of service. Department professionals interact directly with various governmental agencies, boating & recreational organizations, business and industry stakeholders, and Town residents who have an interest in our waterfront.

The Department of Maritime Services has the responsibility of protecting, restoring, and enhancing the Town's marine and coastal environment, to monitor waterfront development activities, and to develop programs and legislation to meet those ends. The Department of Maritime Services is actively involved in securing grants for various activities including marine resource management (finfish, shellfish, aquaculture, benthic habitat), marine research (crustacean and shellfish biology, benthic profiling, resource stock assessment programs) freshwater finfish habitat, wetlands restoration, educational programs, storm water management, water quality (pollution control), and waterfront construction. The Department currently manages fifteen active grant projects.

The Department of Maritime Services encompasses the following three Divisions:

Maritime Conservation: This division includes professional Environmental Staff located in Room 105 in Town Hall and provides administration, supervision, and compliance oversight of all environmental, fisheries management, wetlands preservation, water quality protection, and all other technical & professional responsibilities related to the marine and waterfront environment. The Division of Marine Conservation directly interfaces with the Town's Harbor & Boating Advisory Council, the Commercial Fishing Advisory Council, the Conservation Board, and outside agencies including the Greater Huntington Council of Yacht and Boating Clubs, Inc., civic and beach associations, special interest groups and County, State and Federal agencies. The Division of Marine Conservation also coordinates directly with the Department of Engineering Services and the Department of Planning and Environment on various issues and programs such as the Local Waterfront Revitalization Program and specific marine permit applications. The Division also works in



Maritime Services

Edward Carr, Director

conjunction with The Department of Parks and Recreation to implement various marine educational programs offered by the Town, and with the Highway Department on stormwater management projects. The Department operates the shellfish grow-out program (FLoating UPweller SYstem or FLUPSY), and also oversees the Oil Spill Response Team.

Beach Maintenance: This division, with offices located at Crab Meadow Beach, provides supervision and labor for the operation & maintenance (O&M) of all Town waterfront facilities, such as parks, beaches, waterfront pavilions, marinas, docks, boardwalks, piers, boat launching ramps, shore side pump-out facilities and mobile pumpout vessels.

Harbors & Waterways: This division, with offices in the Harbormaster's Building located at 53 North New York Avenue in Halesite, provides enforcement of Town Code and Ordinances, as well as enforcement of State or local laws pertaining to on-the-water or near-water activities within the greater Huntington – Northport Bay complex, as well as in portions of Long Island Sound and Cold Spring Harbor. Harbormasters and Bay Constables have attained credentialed law enforcement training and proficiency enabling them to teach law enforcement, navigation and boat handling courses to Peace Officers on a statewide basis. Boater safety courses are also offered by Division personnel to area residents 10 years of age and older. The division is responsible for over-seeing tanker and barge off-loading as well as responding to marine and upland oil spills. The Harbors & Waterways Division is also charged with the installation of 90 buoys to regulate speed and mark navigable channels to keep our waterways safe. Bay Constables are trained in law enforcement, first aid and marine firefighting. The Division assigns boat slips and manages three Town Marinas. The Division also administers the Town of Huntington Gold Star Launch Program that the Town assumed control of in 2008. In 2011, the Division began enforcing parking and recreation codes at the Town's nine beaches and three boat ramp facilities.

The marine environment is one of the harshest occupational environments for equipment and one of the most occupationally dangerous areas to work. The Town of Huntington's geographic shoreline area and responsibility includes approximately 64 linear miles from Cold Spring Harbor to Fort Salonga. This includes jurisdictional responsibility for approximately 7,000 acres of marine surface waters.

PESHA and OSHA regulations require that department personnel remain current at all times with training and equipment safety necessary to perform their responsibilities. Professional personnel routinely attend seminars, workshops, and forums to remain up to date on environmental issues, laws, scientific data, publications and research efforts.

♦ Workload Indicators:

The Department of Maritime Services is responsible for the maintenance of over 270 acres of upland areas encompassing 9 beaches, 16 water related parks and 5 boat ramps. The physical plant consists of 29 structures, 10 parking lots, 3 picnic areas (with pavilions), 1 boardwalk and approximately 220 dingy type boat racks. Additionally, the Department of Maritime Services is responsible for both shore & mobile pump out facilities/vessels.

The Town of Huntington has the largest number of commercial shellfish harvesters in the five western towns of Suffolk County, and is second only to East Hampton County wide. To take advantage of State sponsored



Maritime Services

Edward Carr, Director

shellfish programs that benefit both commercial & recreational shellfish harvesters, the Department of Maritime Services has assisted the NYS DEC by providing equipment and manpower for the purpose of collecting water samples to determine water quality (bacteriological levels). The Department also assists Suffolk County Health Services with hydrographic sampling programs designed to measure water quality variables in the greater Huntington – Northport Bay complex. In addition, Maritime Services works in concert with the Marine Sciences Research Center, SUNY-Stonybrook with hydrographic and hydrology programs in the bay complex and Cornell University Cooperative Extension (CCE) of Suffolk County with economically important living marine resource initiatives that benefit the marine ecosystem and area residents.

The rise of accidents and emergency situations, shellfish enforcement requirements, and new and ever changing State and Town requirements (codes and local laws) has increased the demand on law enforcement provided by the Department.

Additional workloads for the Department include environmental review and technical expertise for construction or restoration projects; providing SEQRA review for applicable projects and activities; LWRP review for the Huntington Harbor LWRA and the greater Huntington – Northport Bay complex; expanding marine resource management programs including the development of numerous grant applications to fund projects designed to benefit the shellfish, lobster and finfish industries; development of grant applications and management of projects designed to restore waterfront resources (water dependent/related uses), wetlands, ecosystems; and developing infrastructure projects designed to mitigate impacts resulting from stormwater runoff to marine receiving waters and marine educational programs and projects.

♦ 2013 Achievements:

Below are the Department of Maritime Services major achievements in the past year:

- Restored infrastructure damaged during Hurricane Sandy in time for 2013 Summer Season, including new FLUPSY system and floating docks at Soundview
- Worked with the Town's Northport Water Quality Committee with recommendations and water quality studies to improve drainage.
- Provided a boating safety class for numerous residents who were issued boating licenses in 2013.
- Stocked Heckscher Park with Grass Carp.
- Provided HAZWOPER training to staff.
- Trained all seasonal staff in storm water protection.
- Oversaw completion of storm water mitigation projects on Fleets Cove and Knollwood areas.
- Designed, planned, and implemented upgrades to Geissler's Beach in Makamah.
- Participated in Crab Meadow Watershed Citizens Advisory Committee and Oyster Bay Watershed Protection Committee.



Maritime Services

Edward Carr, Director

♦ 2014 Goals:

The Department of Maritime Services has the following goals:

- Replace 350 feet of damaged bulkhead at Town Dock in Halesite.
- Rebuild the Woodbine Marina in Northport.
- Replace boat ramps at two Town Beaches (Hobart and Asharoken).
- Replenish sand on TOH beaches after winter erosion.
- Replace playgrounds at Crescent, Hobart, and Fleets Cove Beaches.
- Protect the boating public and the natural environment by enforcing the laws of the Town's waterways.

♦ Performance Measures :

The performance measures that will be used to measure progression towards departmental goals are as follows:

- Enforce the laws and track and monitor the number of summonses issued. In 2012, there were 144 Court Summonses issued, and 392 Parking Summonses. In 2013, we anticipate slightly more.

	2011	2012	2013 (estimated)
Summonses issued	544	536	545

- The two storm water mitigation projects will help improve water quality in an area with a conditional shellfish area and two public and two semi-public beaches. Upon completion of these two projects we hope to stabilize as well as improve water quality to open a large area to shell fishing and reduce the number of beach closings due to bacteria

	2011	2012	2013 (estimated)
# Days beaches closed	19	18	18



Maritime Services

Edward Carr, Director

			2013		
	Fund/ Division	2012 Actual	Modified Budget	2013 Projected	2014 Budget
Expenses					
Harbor & Waterways	A3120	\$ 651,717	\$ 657,717	\$ 654,752	\$ 667,562
Waterways Navigation	A5720	69,582	69,395	69,395	66,895
Beach Maintenance	A7181	237,759	272,955	272,956	267,810
Marinas & Docks	A7182	387,876	414,336	412,394	439,358
Maritime Services Admin	A8790	353,397	388,665	388,665	395,844
Total Expense		\$ 1,700,331	\$ 1,803,068	\$ 1,798,162	\$ 1,837,469

Revenues

Other Transportation Income	A1789	\$ 87,653	\$ 90,000	\$ 90,000	\$ 90,000
Marina & Dock Fees	A2040	552,004	550,000	550,000	600,000
Boat Racks	A2041	28,250	27,000	27,000	35,000
Mooring Permits	A2588	21,050	20,000	20,000	20,000
Impound Fee	A2615	255	1,000	1,000	-
State Aide Navigation	A3315	-	-	-	-
Federal Aid - Fish & Wildlife	A4989	731	-	-	-
Total Revenues		\$ 689,943	\$ 688,000	\$ 688,000	\$ 745,000

Net Department Costs

\$ 1,010,388	\$ 1,115,068	\$ 1,110,162	\$ 1,092,469
---------------------	---------------------	---------------------	---------------------

			2013		
	Fund/ Division	2012 Actual	Modified Budget	2013 Actual	2014 Budget
Authorized Positions					
Harbor & Waterways	A3120	5	5	6	6
Waterways Navigation	A5720	0	0	0	0
Beach Maintenance	A7181	2	2	2	2
Marinas & Docks	A7182	5	5	5	5
Maritime Services Admin	A8790	3	3	3	3
Department Total		15	15	16	16



Maritime Services

Edward Carr, Director

	2013			
	2012 Actual	Modified Budget	2013 Projected	2014 Budget
<u>Expenses</u>				
Salary and Wages	\$ 1,284,953	\$ 1,361,800	\$ 1,356,892	\$ 1,408,092
Employee Benefits and Taxes	310,303	328,156	328,158	312,250
Contractual Costs, Materials & Supplies	102,125	109,112	109,112	113,127
Fixed Assets	2,950	4,000	4,000	4,000
Total Expenses	\$ 1,700,331	\$ 1,803,068	\$ 1,798,162	\$ 1,837,469
<u>Revenues</u>				
Departmental Income	\$ 667,907	\$ 667,000	\$ 667,000	\$ 725,000
Licenses and Permits	21,050	20,000	20,000	20,000
Fines & Forfeitures	255	1,000	1,000	-
State Aid	-	-	-	-
Federal Aid	731	-	-	-
Total Revenues	\$ 689,943	\$ 688,000	\$ 688,000	\$ 745,000
Net Cost	\$ 1,010,388	\$ 1,115,068	\$ 1,110,162	\$ 1,092,469
<u>Net Cost by Fund</u>				
General Fund	\$ 1,010,388	\$ 1,115,068	\$ 1,110,162	\$ 1,092,469
Total Net Cost	\$ 1,010,388	\$ 1,115,068	\$ 1,110,162	\$ 1,092,469



Parks & Recreation

Donald McKay, Director

♦ Departmental Mission:

The Town of Huntington Department of Parks and Recreation strives to enhance the quality of life and meet the ever-changing recreational needs of children and adults of all abilities by providing state-of-the-art facilities, services and cultural programs in a safe well-maintained environment.

♦ Legal Authority:

Chapters 52-1 to 52-8 and Chapters 159-1 to 159-25 of the Town of Huntington Code.

♦ Operating Environment:

The Department of Parks and Recreation administers a diverse and comprehensive offering of recreational programs and activities year round for children, teenagers and adults as follows:

Dix Hills Park: The Department oversees the operation of the Dix Hills Park complex, including a seasonal outdoor pool and picnic area and indoor ice skating facility. The Department also oversees operation of the Dix Hills Golf Course and Crab Meadow Golf Course in Northport.

Beaches: During the summer season, the Department of Parks and Recreation handles operations at the Town's eight beaches. This includes life guarding, swim lessons and gate attendants.

Cultural Affairs: The Department encompasses the management of the Town's Cultural Affairs programs, including fiscal support of the Huntington Arts Council, the Huntington Summer Arts Festival and the Heckscher Museum of Art, and other non-profit cultural agencies, as well as administration of the Town's Public Art Initiative and various special projects and events such as the Annual Huntington Tulip Festival. Management of several Town-owned historic properties is conducted through liaison with the Town-affiliated Huntington Cultural Affairs Institute, Inc..

Playgrounds and Recreational Programs: Throughout the year, the Department offers numerous programs and activities for children and adults. These include day and evening leisure activities such as dance instruction and creative arts workshops. Tennis lessons, rowing instruction, horseback riding, athletic workshops, day trips and dog obedience classes are examples of other activities offered.

During the summer months, the Department operates several day camps and pre-school playground programs for children ages 5 through 14. The Department also administers Camp Bright Star, a day camp for children with disabilities.

♦ Workload Indicators:

The Department is responsible for assigning and scheduling 92 numerous athletic fields and 28 lighted sports facilities that provide for 18,500 youth/adult participants that are from 65 – 75 sports/school organizations hundreds of youth and adult sport organizations.

- Issue 55 special events permits, 134 permits for equipment, ball fields, signs for special events and over 135 picnics, process field applications, collect fees, insurance, process hold harmless agreements and equipment needs for the applicant.



Parks & Recreation

Donald McKay, Director

- Assign and manage the scheduling of 20,000 games and practices for more than 18,000 youth/adult players.
- Coordinate the Huntington Summer Arts Festival and Huntington Tulip Festival annually (through Arts Council).
- Coordinate with support from Suffolk County, the operation of Coindre Hall.
- Continue to expand the Summer Camp Program. These camps include Gold Star Camp, Adventure Camp, Camp Seahawk and Camp Soundview. The Department operates St. John's Camp and Project P.L.A.Y. for Huntington's 240 underprivileged children.
- Enhance recreational opportunities by partnering with the private sector. These include horseback riding lessons, and basketball, soccer, lacrosse and baseball camps.
- Coordinate with the United States Tennis Association (USTA), to provide tennis instruction to roughly 1,000 residents annually, include pre-school children. In 2001, the USTA honored the Town with its Eastern Program of the Year Award.

♦ 2013 Achievements:

The Department's 2013 significant achievements include the following:

- Maximize program camp attendance.
- Implemented additional AED Programs for all departments with 20 new AED's
- Help Implemented Town's Parks & Recreation Department Website.
- Camp Bright Star we maximized capacity due to marketing efforts with local school districts, with a waiting list of 10 Children.
- Received outstanding evaluations from the New York State Office of People with Developmental Disabilities for the Young Teen Program
- The Program without Walls had maximum capacity and waiting list.
- Camp Bright Star got excellent evaluation from the Health Department.
- Utilized e-mail blasts to advertise programs on regular basis
- Started a Pickle Ball Program at Coindre Hall.
- Added a Children's Play Day and Adult Match Play to our popular tennis program.
- Secured a new vendor for science programs.
- Heckscher Museum of Art Board of Trustees membership doubled (from 9-18) to strengthen institutional governance and resource development.
- 1st Annual "Pink the Rink" tournament with the Lady Islanders raising money for breast cancer research.
- Ran Special Public Sessions for Halloween and Christmas
- Started the first "Turn Back the Clock" day at the Dix Hills Park

♦ 2014 Goals:

The Department's 2014 goals include the following:

- Maximize Dix Hills Ice Rink sales of vacant ice/slot time.
- Restore enrollment levels of evening leisure/fall Adult Programs.
- Conduct New RFP for Operations of CMGC & Dix Hills Golf Course
- Begin formulating a Use Plan for a Community Centre @ Manor Field Park (NYS Amory)



Parks & Recreation

Donald McKay, Director

- Integrated our two Brochures' to mirror our department's new website Fall/Winter & Spring Summer Programs.
- Respond, monitor our staff and review our requests on QAlert in a timely manner.
- Revamp Picnic & Special Event Application Process
- To be able to register, pay and submit Adult Softball League Rosters online RecTrac System
- Service 200 people with developmental disabilities.
- Advertise programs in the school districts.
- Start a winter 2013 Fund Raising Campaign to obtain funds to help offset cost of field trips for Project Play & St John's Camp.
- Use & develop Facebook for the Department of Parks & Recreation.
- Service 250 in Community Education/Recreation Program.
- Want to run first squirt hockey tournament at Dix Hills Ice Rink during Martin Luther King Weekend
- Work with starting our first ever Dix Hills Ice Rink Skating competition for June 2014
- Continue growth of "Pink the Rink" and "Turn Back the Clock" events
- Continue to expand charter possibilities with day time/school day ice hours.
- Research Pre-school Program at the Dix Hills ice Rink
- Create Adult type day-time activities at the Ice Rink
- Pursue the possibility of icing over the pool for the Winter months to make a nice outdoor skating area
- Work on generating the money necessary to bring an amusement style water slide to the Dix Hills Pool

◆ Performance Measures :

The performance measures that will be used to measure progress towards departmental goals are as follows:

- Monitor and track attendance at all Town camps.

	2010	2011	2012	2013 (estimated 7/23)
Playground & Pre-School Programs	1006	970	1012	1059
Adventure Camp	1,200	1,293	1394	1206
Other Camp	895	808	714	1170

- Monitor and track attendance for athletic workshops.

	2010	2011	2012	2013 (estimated 7/23)
Athletic Workshops	491	440	340	550
Tennis Instruction	841	764	700	700



Parks & Recreation

Donald McKay, Director

			2013		
	Fund/ Division	2012 Actual	Modified Budget	2013 Projected	2014 Budget
Expenses					
Arts Council Administration	A7010	\$ 147,500	\$ 147,500	\$ 147,500	\$ 147,500
Recreation Administration	A7020	817,097	838,165	838,165	855,052
Dix Hills Park Administration	A7115	1,083,412	1,051,810	1,052,610	1,140,233
Playgrounds & Recreation	A7140	843,813	837,136	837,389	892,739
Recreation Fee Classes	A7141	437,565	523,374	523,374	433,041
Recreation Mentally Challenged	A7187	141,123	154,280	154,280	159,680
Beaches-Recreation	A7188	580,171	563,283	563,284	562,484
Golf Course Administration	A7193	1,398,359	1,390,932	1,390,932	1,390,932
Band Concerts	A7270	156,228	146,792	144,661	143,811
Museum-Fine Arts Heckscher	A7450	574,138	567,926	567,926	577,969
Cultural Affairs	A7460	240,616	289,751	289,752	241,686
Celebrations	A7550	8,962	9,110	9,200	10,000
Total Expenses		\$ 6,428,984	\$ 6,520,059	\$ 6,519,073	\$ 6,555,127
Revenues					
Park & Recreation Rec Fees	A2001	\$ 640,532	\$ 680,000	\$ 630,000	\$ 620,000
Park Revenues Corp Sponsored	A2003	13,755	6,000	14,000	10,000
Recreation Cards	A2005	52,954	90,000	52,000	70,000
Park & Recreation Fee Class	A2006	598,840	587,090	585,000	570,000
Developmentally Disabled	A2007	27,610	26,000	30,000	26,000
Dix Hills Park Rec Fees	A2008	686,634	625,000	700,000	687,000
Recreation Concessions	A2012	80,678	130,000	80,000	130,000
Beach Fees	A2025	376,790	325,000	375,000	350,000
Dix Hills Pool Fees	A2026	82,800	70,000	80,000	70,000
Golf Fees	A2051	1,666,801	1,657,000	1,657,000	1,657,000
Golf Cards	A2052	99,550	100,000	100,000	100,000
Golf Cart Fees	A2053	511,478	468,800	468,800	468,800
Golf Course Merchandise Sales	A2054	81,543	91,000	81,000	91,000
Golf Course Food & Beverage	A2055	661,746	699,000	640,000	699,000
Golf Course Driving Range	A2056	77,203	64,000	70,000	64,000
Skating Rink Fees	A2065	1,959,443	2,000,000	2,080,000	2,100,000
State Aid Mental Retardation	A3889	44,615	48,675	48,675	48,675
Federal Aid Project Play	A4789	25,192	18,200	18,200	18,200
Total Revenues		\$ 7,688,164	\$ 7,685,765	\$ 7,709,675	\$ 7,779,675
Net Department Costs		\$ (1,259,180)	\$ (1,165,706)	\$ (1,190,602)	\$ (1,224,548)



Parks & Recreation

Donald McKay, Director

Authorized Positions	Fund/ Division	2012 Actual	2013 Modified Budget	2013 Projected	2014 Budget
Arts Council Administration	A7010	0	0	0	0
Recreation Administration	A7020	9	9	9	9
Dix Hills Park Administration	A7115	4	4	4	5
Playgrounds & Recreation	A7140	1	1	1	1
Recreation Fee Classes	A7141	2	2	2	1
Recreation Mentally Challenged	A7187	0	0	0	0
Beaches-Recreation	A7188	0	0	0	0
Golf Course Administration	A7193	0	0	0	0
Band Concerts	A7270	0	0	0	0
Museum-Fine Arts Heckscher	A7450	2	2	2	2
Cultural Affairs	A7460	1	1	1	1
Celebrations	A7550	0	0	0	0
Department Total		19	19	19	19



Parks & Recreation

Donald McKay, Director

	2012	2013	2013	2014
	Actual	Modified Budget	Projected	Budget
<u>Expenses</u>				
Salary and Wages	\$ 3,253,725	\$ 3,192,469	\$ 3,190,338	\$ 3,279,485
Employee Benefits and Taxes	258,040	254,908	254,908	261,445
Contractual Costs, Materials & Supplies	2,911,668	3,071,782	3,072,927	2,973,599
Fixed Assets	5,551	900	900	900
Total Expenses	\$ 6,428,984	\$ 6,520,059	\$ 6,519,073	\$ 6,515,429
<u>Revenues</u>				
Departmental Income	\$ 7,618,357	\$ 7,618,890	\$ 7,642,800	\$ 7,712,800
State Aid	44,615	48,675	48,675	48,675
Federal Aid	25,192	18,200	18,200	18,200
Total Revenues	\$ 7,688,164	\$ 7,685,765	\$ 7,709,675	\$ 7,779,675
Net Cost	\$ (1,259,180)	\$ (1,165,706)	\$ (1,190,602)	\$ (1,264,246)
Net Cost by Fund				
General Fund	\$ (1,259,180)	\$ (1,165,706)	\$ (1,190,602)	\$ (1,264,246)
Total Net Cost	\$ (1,259,180)	\$ (1,165,706)	\$ (1,190,602)	\$ (1,264,246)



Planning & Environment

Anthony J. Aloisio, Director

♦ Departmental Mission:

The mission of the Department of Planning and Environment is to assure safe, healthy, and productive, as well as aesthetically and culturally pleasing surroundings for all residents of Huntington; to attain the widest range of beneficial uses of the environment without degradation, risk to health, safety or other undesirable consequences; to preserve important historic, cultural and natural aspects of our heritage and maintain an environment that supports diversity and variety of individual choice. The Department constantly strives to achieve a balance between population and resource use, which will permit high standards of living and a wide sharing of life's amenities among all the residents of the Town of Huntington, not only during this generation but also for all future generations in support of the Town's strategic goal to expand development within the Town and invest in infrastructure.

♦ Legal Authority:

Town Code, Section 52-A and New York State Town Law, Section 271 (2), New York State Town Law (NYSTL), Sections 267, 276, 277 and 278. NYS Environmental Conservation Law, Article 8 part 617. General Municipal Law, Section 247.

♦ Operating Environment:

Pursuant to Town Code the Department of Planning & Environment is organized into three divisions as follows:

Planning: The department is responsible for reviewing applications and creating the record for land-use decisions. Such decisions are made by the Town Board, Planning Board, Zoning Board of Appeals, the Parks Department, Highway Department, and in part, the Department of Engineering Services. Preparing planning studies and reports as well as the maintenance of the town Geographic Information System are all part of the duties of various Staff in the Department. In addition, the Division also prepares estimates for the installation of project related infrastructure that is included in required performance bonds. The Department also oversees various Economic Development activities and provides staff support to the Economic Development Corporation.

The Planning Department is also responsible for the collection, prioritization, review and final preparation of Capital Budget proposals from each Town department. These tasks are required in order for the Planning Board to meet the Article 12 mandates.

New York State Town Law (NYSTL), Sections 276, 277 and 278 dictate the review and approval process for site plans. Under these statutes, with time limits to hold hearing and to approve or deny applications, the Planning Department staff works for the Planning Board, to process applications for subdivision and site plans.

Environmental Review: The Environmental Review Division is responsible for providing assistance to the various boards in the Town to maintain the standards of the New York State Environmental Conservation Law Article 8, Part 617 SEQRA (State Environmental Quality Review Act) regulations. This law establishes a decision-making process that involves consideration of social, economic and environmental factors.



Planning & Environment

Anthony J. Aloisio, Director

Land Management: The Land Management Division is responsible for the Geographic Information System (GIS) and all matters pertaining to the Town's land inventory.

Zoning Board of Appeals: The Planning Division provides staff support to the Zoning Board of Appeals (ZBA). The ZBA is responsible for Town Code, Section 198-68 that requires the Planning Department to provide technical input for the Zoning Board of Appeals applications for conditional permits within 30 days of receipt. The Zoning Board of Appeals gets its authority to consider variances pursuant to NYSTL 267.

Environmental Open Space and Park Fund Advisory (EOSPA) Committee: The Open Space Coordinator provides staff support to the Environmental Open Space and Park Improvement Committee. Chapter 21 of Town Code defines the Environmental Open Space and Park Fund program that is administered by the Open Space Coordinator working with the EOSPA Committee and Open Space Counsel. This has included oversight of three referenda that each generated funding for a ten-year period with a combined life value of \$60 million. Presently funding is being provided by the 2008 Open Space Bond of \$15 million (\$5 million for land acquisition, \$5 million for park improvements, \$4 million for neighborhood enhancements and \$1 million for green projects). The EOSPA Committee also makes recommendations to the Town Board on allocation of Neighborhood Parks funding, derived from subdivision (park and playground) fees.

Conservation Board: The Huntington Conservation Board is a Town Board-appointed volunteer advisory organization. The Conservation Board reviews and provides comments to the Town Board, Planning Board, Board of Trustees, and Zoning Board of Appeals on applications for land use change that have the potential to affect Open Space Index-mapped property. In addition to its advisory review functions, the Conservation Board serves as a vital conduit for conveying environmental information on key topic areas (land use and review, marine and freshwater resources, parks, solid waste, and legislation) to Town leaders. The Conservation Board coordinates the Town Park Stewardship Program and routes data from Town Board-appointed volunteer park monitors/inspectors.

Huntington Greenway Trails Committee: The Huntington Greenway Trails Citizens Advisory Committee meets with and assists Land Management staff in mapping trails (courses, distances, features, difficulty), marking trails, defining trail uses/designations, leading hikes, monitoring trails for maintenance purposes, preparing trail guides and creating a trails plan.

Beautification Council: The Beautification Council is a Town Board-appointed volunteer advisory organization. The Beautification Council promotes various efforts and recommends actions to Town agencies and Boards that will enhance the attractiveness of the Town. Actions may include the installation of flower gardens and tree planting on municipal property and the promotion of efforts to maintain streets and other Town infrastructure.

♦ 2014 Workload Indicators:

The Planning Department is responsible for:

- Process and complete application and SEQRA reviews for over three-hundred (300) subdivision, site plans and ZBA reviews annually.
- Prepare long-term plans and support for various comprehensive planning efforts in Town, including plans for Huntington Station and the Melville Employment Center.



Planning & Environment

Anthony J. Aloisio, Director

- Support Town-wide demand for GIS Services.

♦ 2013 Achievements:

The Planning Department's 2013 significant achievements include the following:

- Completed all environmental and application reviews for submitted zone change requests
- Completed DRAFT Subdivision and Site Plan Ordinance
- Participated in the successful effort to draft and approve the Renaissance Development Strategy for Huntington Station.
- Coordinated with Town departments for providing GIS support to Town-wide initiatives.
- At the direction of the Town Supervisor, the GIS staff implemented a comprehensive after-action review of town-wide efforts during hurricane Sandy 2012.
- Developed the Map Gallery of GIS Services for incorporation into the New Town Website.
- Developed and provided GIS Services and assistance to the town appraisal consultant and support of the town-wide Computer Assisted Mass Appraisal system.
- Implemented the town-wide fire hydrants inventory using global positioning systems (GPS).
- Developed town-wide capital asset inventory for use in the town insurance modeling.
- Continued solicitation of numerous grants to support varied environmental and parks projects.
- Continued development of subscription based GIS application for use by land use professionals.
- Presented EOSPA and Neighborhood Parks Fund recommendations to the Town Board for seven (7) open space acquisitions, twelve (12) park improvement projects, and two (2) neighborhood enhancements, resulting in a commitment of \$7,430,030 over the past year.

♦ 2014 Goals:

The Planning Department's 2014 goals include the following:

- Continue to acquire key open space properties, coordinate the improvement of new and existing parkland and neighborhoods/streetscapes, and support green energy and efficiency projects throughout Huntington.
- Improve the process and increase the number of completed Development Reviews
- Continue to support the efforts of Renaissance Downtowns to revitalize Huntington Station.
- To issue RFP and work with the selected consultant to prepare an integrated land use and infrastructure plan for Melville in accordance with the 2009 Town Comprehensive Plan Update, Horizons 2020.
- Support the preparation and development of localized comprehensive plans.
- Full implementation of ArcGIS Server 10.2 with deployable mobile applications.
- The deployment of the Fire Pre-Planning Tool (Mobile GIS Application). This tool will allow the town Fire Marshal's office and building department to perform triennial permit inspections of sites with hazardous materials. In the event of an emergency, local fire chiefs will be able to access this information.
- Implement improvements to the town Emergency Operations Center through the deployment of advanced GPS and GIS technologies.
- Implement Social Media integration with town-wide GIS for use in emergencies. This concept was outlined in the Federal Emergency Management Agency review for 2012 as a "best practice" in emergency response, communication and mitigation.



Planning & Environment

Anthony J. Aloisio, Director

- Conduct tree inventory and planting location evaluation for 60 active Town parks.
- Work with consultant and engage community toward creation of Crab Meadow Watershed Hydrology Study and Stewardship Plan.

◆ Performance Measures:

Below are the 2013 Performance measures for the Planning and Environment Department:

- Monitor the EOSPA and Neighborhood Parks funds to insure Town land acquisitions, property and neighborhood improvements are being completed in a timely fashion.
- Track and fund new EOSPA projects as per EOSPA Committee recommendation (chart below identifies funded projects).

Description	2011	2012	2013 (estimated)
EOSPA Open Space Acquisitions	0	0	6
Park Improvement Projects	11	12	10
Neighborhood Enhancement Projects	3	2	2
Green Infrastructure Projects	1	0	2

- Track the number of development reviews and permits processed by the department.

Description	2011	2012	2013 (estimated)
Bond Extensions	49	36	40
Letters of Denial	---	62	205
Lot Line Changes	4	5	5
Radius Searches	383	290	300
Site Plan-Pre-Application	87	115	115
Site Plan Application	33	28	30
Subdivision-Pre-Application	14	12	12
Subdivision-Preliminary Approval	6	9	10
Subdivision-Final Approval	8	4	6
TOD Flow Applications	6	7	10
Tree Permits	443	660	750
ZBA Applications	232	224	225
Zone Changes	8	8	4

- Identify and prioritize additional assets held by the Town's departments in a central GIS repository to improve and coordinate projects within the Town.
- Incorporate GIS record information assisting other departments.



Planning & Environment

Anthony J. Aloisio, Director

	Fund/ Division	2012 Actual	2013 Modified Budget	2013 Projected	2014 Budget
<u>Expenses</u>					
Planning & Manage Development	A8684	\$ 25,611	\$ 72,606	\$ 72,606	\$ 35,000
Zoning Board of Appeals	B8010	170,595	164,426	164,428	163,449
Planning Department	B8020	1,655,534	1,501,259	1,460,792	1,590,492
Planning Board	B8025	123,599	128,949	128,949	128,949
Plan & Manage Development	B8685	3,323	-	-	-
Conservation Board	B8710	16,316	16,199	16,199	16,199
Total Expenses		\$ 1,994,978	\$ 1,883,439	\$ 1,842,974	\$ 1,934,089
<u>Revenues</u>					
Other Permits-Town Engineer	A2590				
Zoning Fees	B2110	116,843	100,000	100,000	138,000
Planning Board Fees	B2115	153,631	110,000	110,000	210,000
Licenses, Other	B2545	-	50,000	50,000	50,000
Other Permits-Town Engineer	B2590	134,140	225,000	225,000	180,000
Total Revenues		\$ 404,614	\$ 485,000	\$ 485,000	\$ 578,000
Net Department Costs		\$ 1,590,364	\$ 1,398,439	\$ 1,357,974	\$ 1,356,089

Authorized Positions	Fund/ Division	2013			
		2012 Actual	Modified Budget	2013 Actual	2014 Budget
Planning & Manage Development	A8684	0	0	0	0
Zoning Board of Appeals	B8010	7	7	7	7
Planning Department	B8020	21	19	21	20
Planning Board	B8025	7	7	7	7
Plan & Manage Development	B8685	0	0	0	0
Conservation Board	B8710	0	0	0	0
Department Total		35	33	35	34



Planning & Environment

Anthony J. Aloisio, Director

	2012	2013	2013	2014
	Actual	Modified Budget	Projected	Budget
<u>Expenses</u>				
Salary and Wages	\$ 1,720,802	\$ 1,578,611	\$ 1,538,144	\$ 1,671,068
Employee Benefits and Taxes	132,249	132,915	132,915	133,521
Contractual Costs, Materials & Supplies	141,927	171,913	171,915	129,500
Fixed Assets			-	
Total Expenses	\$ 1,994,978	\$ 1,883,439	\$ 1,842,974	\$ 1,934,089
<u>Revenues</u>				
Department Income	\$ 270,474	\$ 210,000	\$ 210,000	\$ 348,000
Licenses and Permits	134,140	275,000	275,000	230,000
Total Revenues	\$ 404,614	\$ 485,000	\$ 485,000	\$ 578,000
Net Cost	\$ 1,590,364	\$ 1,398,439	\$ 1,357,974	\$ 1,356,089
<u>Net Cost by Fund</u>				
General Fund	\$ 25,611	\$ 72,606	\$ 72,606	\$ 35,000
Part Town	1,564,753	1,325,833	1,285,368	1,321,089
Total Net Cost	\$ 1,590,364	\$ 1,398,439	\$ 1,357,974	\$ 1,356,089



Public Safety

Kenneth Lindahl, Director

♦ Departmental Mission:

The mission of the Public Safety Department is to safeguard the citizens and visitors of the Town of Huntington by protecting life and property, preserving the peace, preventing crime and enforcing town ordinances. We strive to provide an exemplary level of professional service in fulfilling this mission of delivering public services efficiently and effectively.

♦ Legal Authority:

The Department of Public Safety was created in February 1996 by the Town Board via Resolution #1996-129. Town of Huntington Town Code, Chapter 55 establishes the Department of Public Safety and defines its powers and duties. On June 19, 2007, Town Board Resolution #2007-374 amended the Uniformed Traffic Code of the Town of Huntington. This amendment moved the Handicapped Parking Enforcement Program from the Department of Human Services to the Department of Public Safety. The movement resulted in the establishment of the Special Services Division within the Department of Public Safety as per Chapter 55 of the Code of the Town of Huntington.

♦ Operating Environment:

The Public Safety Department meets the duties of protecting the health, safety and welfare of the Town of Huntington residents with the following four divisions:

- Security Division
- Code Enforcement Division
- Animal Control Division
- Special Services Division

Security Division: This division patrols building, property, parks, facilities, railroad stations and their surrounding parking facilities of the Town of Huntington. This division is responsible for the enforcement of parking regulations of the Town of Huntington as outlined in the parking provisions of the Uniform Traffic Code of the Town.

Code Enforcement Division: This division is responsible for enforcing the Code of the Town of Huntington and any state and local laws affecting the Town. Inspections are performed to determine compliance with codes, laws and regulations relative to residences, commercial properties, and rentals.

Animal Control Division: This division is responsible for enforcing the Code of the Town of Huntington and any state and local laws or regulations, including the Agriculture and Markets Law of the State of New York, pertaining to the control of animals. The operation of the Huntington Animal Shelter is the responsibility of this division.

Special Services Division: This division is responsible for the enforcement of handicapped parking codes and fire zone codes through the Handicapped Enforcement Program (HEP) by utilizing the services of volunteers. The Meter Maintenance Bureau performs the maintenance and repair of parking meters. The Abandoned Vehicle Bureau conducts the identification and removal of abandoned vehicles within the Town.

The Department consolidates the efforts involved in Code Enforcement, Security and Animal Control. The nature of the work performed by the Public Safety Department is both proactive and reactive. Proactive by enforcing state and local laws and regulations within the jurisdiction of the Town at problematic locations. Reactive by responding to and investigating complaints filed by the citizens of the Town.



Public Safety

Kenneth Lindahl, Director

♦ Workload Indicators:

The Public Safety Department administers four divisions which serve the Huntington community:

Security Division

- Issues approximately 14,000 summonses for parking violations in 2012.
- Patrols and protect 75 town properties and facilities within 94 Square miles.
- Monitors 139 cameras at 12 town sites.
- Responds to 50-75 calls for service per day year round.

Code Enforcement Division

- Investigates approximately 4,500 cases of potential code infractions in 2012.
- Issues approximately 1,897 violations as a result of these investigations.

Special Operations Division

- Maintains and collects revenue from 414 parking meters.
- Handicapped Enforcement Program issues approximately 4,400 summonses.
- Receives approximately 708 complaints of abandoned vehicles and impounds approximately 40 autos.

Animal Control Division

- Receives over 1,000 dogs and cats at the shelter annually.
- Adopts approximately 100 dogs annually.
- Removes approximately 1,000 deceased animals from public areas and roadways within the Town of Huntington.

♦ 2013 Achievements:

The Department's 2013 significant achievements include the following:

- Security Division has achieved an enhanced level of cooperation with all other departments within Town of Huntington and other governmental agencies including law enforcement entities.
- Code enforcement division has been a full partner in the revitalization of Huntington Station through the Task Force.
- Special Operations has expanded the use of volunteers in the Handicap Enforcement Program.
- Animal Control has forged working relations with several volunteer associations and private citizens that are a framework for maintaining the health and welfare of the animal populations.

♦ 2014 Goals:

The Department of Public Safety 2014 goals are as follows:

- Security Division: In the coming year, plans include introducing creative and innovative methods of problem solving to decrease the incidents of criminal acts, disorder and to improve the security of the Town of Huntington facilities. Install and upgrade video surveillance and to encourage cooperation with citizenship.
- Code Enforcement: To concentrate personnel resources and investigative efforts on those locations and property owners that have a history of repeated violations of Town Codes. Highest priority will be given to properties that pose a safety risk to citizens. Prompt identification and action on properties that by law are considered blighted properties will be utilized as frequently as possible.
- Animal Control: Encourage volunteerism among the pet owner community will add to the welfare of our animals and provide adoption counseling to potential adoptive families.



Public Safety

Kenneth Lindahl, Director

♦ 2013 Performance Measures:

The performance measures that will be used to measure progression towards departmental goals are as follows:

- Monitor the number of code violations in the Town of Huntington.

Description	2011	2012	2013 (estimated)
Code Violations Issued	4,500	4,500	4,000

- Monitor and maintain the number of animal adoptions.

Description	2011	2012	2013 (estimated)
Animal Adoptions	146	101	85

- Monitor and track the number of parking summonses issued.

Description	2011	2012	2013(estimated)
Parking Summonses	9,123	14,000	25,000



Public Safety

Kenneth Lindahl, Director

			2013		
	Fund/ Division	2012 Actual	Modified Budget	2013 Projected	2014 Budget
<u>Expenses</u>					
Traffic Violations Board	A1130	\$ 98,923	\$ 116,449	\$ 116,449	\$ 116,199
Public Safety Administration	A3010	2,715,104	2,647,419	2,647,420	2,801,192
Control of Animals	A3510	769,222	778,119	749,397	843,323
Code Enforcement-Safety Inspect	A3621	242,024	156,701	156,701	228,696
Handicapped Enforcement Prog	A6010	61,915	61,627	61,627	65,325
Zoning & Building Inspections	B3622	1,042,208	971,145	971,145	1,034,616
Accessory Apartment Compliance	B8036	108,572	173,945	173,945	188,368
Total Expenses		\$ 5,037,968	\$ 4,905,405	\$ 4,876,684	\$ 5,277,719
<u>Revenues</u>					
Parking Meter Fees	A1740	\$ 232,149	\$ 2,300,000	\$ 1,390,400	\$ 1,800,000
Dogs Other	A2543	19,660	33,000	33,000	16,200
Fines & Forfeited Bail	A2610	239,675	230,000	230,000	200,000
Parking Violation Fines	A2611	507,048	675,000	940,910	1,253,000
Sale of Abandoned Vehicles	A2666	-	5,000	5,000	1,500
Rental Registration	B2412	46,800	40,000	40,000	40,000
Accessory Apartment Permits	B2555	523,580	525,000	525,000	525,000
Accessory Apartment Penalties	B2559	7,272	15,000	15,000	15,000
Sign Permits	B2595	79,153	150,000	150,000	115,000
Total Revenues		\$ 1,655,337	\$ 3,973,000	\$ 3,329,310	\$ 3,965,700
Net Department Costs		\$ 3,382,631	\$ 932,405	\$ 1,547,374	\$ 1,312,019



Public Safety

Kenneth Lindahl, Director

Authorized Positions	Fund/ Division	2012 Actual	2013 Modified Budget	2013 Actual	2014 Budget
Traffic Violations Board	A1130	0	0	0	0
Public Safety Administration	A3010	27	27	27	27
Control of Animals	A3510	7	7	8	8
Code Enforcement-Safety Inspect	A3621	3	2	3	3
Handicapped Enforcement Prog	A6010	1	1	1	1
Zoning & Building Inspections	B3622	13	13	13	13
Accessory Apartment Compliance	B8036	1	2	2	2
Department Total		52	52	54	54

	2012 Actual	2013 Modified Budget	2013 Projected	2014 Budget
Expenses				
Salary and Wages	\$ 4,472,371	\$ 4,257,479	\$ 4,228,757	\$ 4,671,376
Employee Benefits and Taxes	350,967	348,316	348,316	373,243
Contractual Costs, Materials & Supplies	195,477	299,610	299,611	233,100
Fixed Assets	19,153			
Total Expenses	\$ 5,037,968	\$ 4,905,405	\$ 4,876,684	\$ 5,277,719

Revenues				
Departmental Income	\$ 278,949	\$ 2,340,000	\$ 1,430,400	\$ 1,840,000
Licenses and Permits	629,665	723,000	723,000	671,200
Fines & Forfeitures	746,723	905,000	1,170,910	1,453,000
Sale of Property/Compensation for Loss	-	5,000	5,000	1,500
Total Revenues	\$ 1,655,337	\$ 3,973,000	\$ 3,329,310	\$ 3,965,700

Net Cost	\$ 3,382,631	\$ 932,405	\$ 1,547,374	\$ 1,312,019
-----------------	---------------------	-------------------	---------------------	---------------------

Net Cost by Fund				
General Fund	\$ 2,888,656	\$ 517,315	\$ 1,132,284	\$ 784,035
Part Town	493,975	415,090	415,090	527,984
Total Net Cost	\$ 3,382,631	\$ 932,405	\$ 1,547,374	\$ 1,312,019



Receiver of Taxes

Ester Bivona, Tax Receiver

◆ Departmental Mission:

The Office of Receiver of Taxes is responsible for keeping the tax assessment roll and warrant issued by Suffolk County until the warrant expires and is delivered to the Suffolk County Treasurer. Taxes are collected by the Town based on the warrant issued for the current tax year. The Receiver of Taxes also performs all other duties imposed by law.

◆ Legal Authority:

The Receiver of Taxes derives authority from Section 37 of Town Law, the Suffolk County Tax Act and the Real Property Tax Law.

◆ Operating Environment:

The Office of Receiver of Taxes is primarily responsible for processing tax payments by residents, banks and businesses within the Town of Huntington. The department faces many challenges on a day-to-day basis and operates with minimal staff to process the tax payments. The Tax Office experiences a high level of direct contact with the public throughout the course of the tax collection process, causing an increase in the volume of phone calls, written correspondence that must be answered and issues that must be resolved.

◆ Workload Indicators:

The Town of Huntington Tax Warrant for 2012-2013 totaled \$941,140,645.53 of which \$149,513,280.90 was money paid directly to the Town for town and local district purposes. \$659,661,491.62 was collected for the school districts. Approximately 45,500 tax bills were printed and mailed directly to residents, commercial property owners, and mortgage companies that do not deal with our automated payment system. Another 30,000 information copies of tax bills were sent to property owners with mortgage escrow accounts, third party information copies, snowbird copies, and multi owner copies.

The Tax Office deals with over 130 lending institutions from across the country and overseas. The Tax Office had a collection rate of 97% in 2012-2013, with the uncollected amount returned to the Suffolk County Treasurer for collection.

The Tax Office collects for nine school districts, nine library districts, thirteen fire districts, one refuse district, three water districts, two town sewer districts and two county sewer districts. In addition, the office collects for two ambulance districts, three Business Improvement Districts, the County Tax, County Police Tax, County MTA Tax, Out of County Community College Tax and all Town of Huntington general and special district taxes.

The Tax Office collects pro-rata taxes for exemptions removed when a property is transferred. For 2012-2013, 419 exemptions were removed, adding back \$522,842.60 in taxes. The Tax Office collects unpaid water charges for the Dix Hills, Greenlawn, and South Huntington Water Districts. The 2012-2013 water re-levies totaled \$513,177.09. Thirty one properties carried a Cleanup Rubbish charge in the amount of \$381,523.49 as reimbursement to the town for unsafe properties cleaned up by the town and billed to the property owner. For the year 2012-2013 the tax office collected blight abatement charges on 33 properties in the amount of \$111,653.57. The office also collects county sewer re-levy charges totaling \$151,651.95 for the year 2012-2013.



Receiver of Taxes

Ester Bivona, Tax Receiver

New York State law requires the tax office to notify property owners if taxes from a prior year remain unpaid. For 2012-2013, 516 parcels carried the “Arrears” notification. Twelve properties had their STAR Exemption removed adding back \$10,823.16 in taxes.

Approximately 40% of all tax payments are paid by mail. Almost \$16.3 million dollars in credit card or e-check payments were made in 2012-2013. Legally required notices of unpaid taxes are issued at various times during the collection cycle. Nearly 55,000 additional pieces of mail are sent out from the Tax Office annually. Sixty percent of tax payments are manually processed. In 2012-2013, 226 checks were returned unpaid (bounced), representing \$2,096,047.69 in cancelled payments. Refunds of overpayment of taxes due to taxpayer error as well as adjustments due to Small Claim Reviews and Tax Certiorari actions in 2012-2013 totaled \$349,686.66. Two hundred thirty duplicate payments were intercepted before the checks were deposited, returning checks totaling \$3,687,154.35 to individuals or banks attempting to pay taxes already paid.

In addition to the tax collection function, the Tax Office collects water usage bills and posts payments for the Dix Hills Water District, approximately 8,000 water bills quarterly, totaling \$2,000,000.

♦ 2013 Achievements:

After payroll, the single highest budget line in the tax office is the Postage line. Since 1999 the USPS has increased domestic postage 40%. In that time period the tax office has increased its postage budget by less than 10%. The use of automated mailing and special mailing services, have enabled the tax office to hold this line.

♦ 2014 Goals:

The Tax Receiver’s goals are to keep costs down while providing excellent service to the taxpayers. By using new scanning equipment our goal will be to speed the process of payment posting and check processing.

Performance Measures :

The performance measures that will be used to measure progression towards departmental goals are as follows:

- Monitor postage costs and stay within the budgeted amount

Description	2012	2013	2014 (estimated)
Postage Budget	\$50,000	\$55,000	\$55,000
Postage Actual (estimated) Cost	\$50,000	\$55,000	\$55,000



Receiver of Taxes

Ester Bivona, Tax Receiver

	Fund/ Division	2012 Actual	2013 Modified Budget	2013 Projected	2014 Budget
Expenses					
Receiver of Taxes	A1330	\$ 629,696	\$ 613,586	\$ 613,586	\$ 643,734
Total Expenses		\$ 629,696	\$ 613,586	\$ 613,586	\$ 643,734
Net Department Costs					
		\$ 629,696	\$ 613,586	\$ 613,586	\$ 643,734

	Fund/ Division	2012 Actual	2013 Modified Budget	2013 Actual	2014 Budget
Authorized Positions					
Receiver of Taxes	A1330	7	7	7	7
Department Total		7	7	7	7

	2012 Actual	2013 Modified Budget	2013 Projected	2014 Budget
Expenses				
Salary and Wages	\$ 522,679	\$ 505,880	\$ 505,880	\$ 533,703
Employee Benefits and Taxes	39,943	40,418	40,418	42,643
Contractual Costs, Materials & Supplies	67,074	67,288	67,288	67,388
Total Expenses	\$ 629,696	\$ 613,586	\$ 613,586	\$ 643,734
Net Costs				
	\$ 629,696	\$ 613,586	\$ 613,586	\$ 643,734
Net Cost by Fund				
General Fund	\$ 629,696	\$ 613,586	\$ 613,586	\$ 643,734
Total Net Cost	\$ 629,696	\$ 613,586	\$ 613,586	\$ 643,734



Town Attorney

Cindy Elan-Mangano, Town Attorney

♦ Departmental Mission:

The Town Attorney's primary mission is to provide legal representation for the Town, the Town Board, Board of Trustees, Special Improvement Districts and all Town Officers in their official capacities in all actions, proceedings, undertakings and activities in which the Town of Huntington or the Board of Trustees is concerned or involved, and to develop or revise the Town Code to provide quality services and to enhance economic development.

♦ Legal Authority:

Includes New York State Town Law, Section 20(2); Chapters 64 & A203 of the Huntington Town Code and all other applicable laws and rules.

♦ Operating Environment:

The Town Attorney's Office is comprised of attorneys with various specialized skill sets to handle legal issues as follows:

- **Judgment & Claims:** Evaluate claims for settlement or litigation. Accurately investigate all tort claims against the Town, its agencies and officers, and provide recommendations to the Town Board regarding the processing of claims.
- **Board of Trustees:** Provide legal representation and services to the Huntington Board of Trustees. Control the management of properties leased by the Board of Trustees and oversee the administration of Trustee lands.
- **General Legal Representation:** Represent the Town in all litigation including torts, labor, and contract negotiations. Advise the Town Board and Huntington Board of Trustees in the day-to-day operation of government and other matters.
- **Legislation:** Prepare, review and recommend all Town ordinances, local laws and amendments to the Town Code and related public notices and resolutions.
- The number of cases handled by the Town Attorney's Office has been consistently increasing.

♦ Workload Indicators:

- Prepare, review and recommend Town ordinances, local laws, proposed amendments, public notices and resolutions.
- Review agendas for legal sufficiency for all Town Board Meetings annually.
- Render formal legal opinions for all Town Departments and Special Improvement Districts upon request.
- Review change of zone applications including preparation of public notices and related resolutions.
- Prosecution of District Court summonses and Parking Violations Bureau tickets.



Town Attorney

Cindy Elan-Mangano, Town Attorney

♦ 2013 Achievements:

- A conscientious and continuing effort to reduce the number of pending litigation matters presently handled by outside counsel, thereby reducing litigation costs.
- A more aggressive prosecution of code violations including petitioning the Third District Court for the appointment of Receivers to oversee nuisance properties by reason of their being deteriorated, unsafe, used illegally as unpermitted apartments or as other illegal uses with the objective of bringing these properties into compliance with the Town Code.
- Increased the number of settlements of pending litigation matters being handled “in-house” as a result of the code amendment granting an increase in settlement authority amount.
- There are approximately 62 blighted properties being acted upon and 26 resolved.

♦ 2014 Goals:

The Town Attorney’s Office has established certain goals that are in the process of being implemented. They include, but are not limited to:

- Reducing outside professional expenditures.
- Draft legislation and amend the Town Code to maintain quality of life for residents of the Town of Huntington.
- Concentrate efforts on blighted properties in the Town, where the need exists, and work to have the blight removed so that they are repurposed as beneficial additions to the local community.

♦ Performance Measures

The performance measures that will be used to measure progression towards departmental goals are as follows:

- Track the number of amendments to the Town Code made each year.

	2012	2013 As of 6-24-13
Number of Amendments (adopted)	33*	13*

- Track and monitor litigation, summonses, and contracts.

	<u>Actual</u> 2012	<u>Projected</u> 2013
Litigation: Number of Negligence Claims filed (exclusive of Article 78, Declaratory Judgment Actions, etc.)		
Parking Summons - Prosecuted / Processed	13,163**	24,984**
Criminal Summons – Prosecuted / Processed	1897**	1284**
Contracts – Negotiated / Drafted	380	475

*As per Town Clerk **As per Public Safety



Town Attorney

Cindy Elan-Mangano, Town Attorney

			2013		
	Fund/ Division	2012 Actual	Modified Budget	2013 Projected	2014 Budget
<u>Expenses</u>					
Town Attorney	A1420	\$ 2,762,923	\$ 2,613,343	\$ 2,608,585	\$ 2,433,597
Judgements and Claims	A1930	276,277	522,995	523,000	300,000
Town Attorney	B1420	239,693	161,390	161,390	161,390
Taxes & Assessments	C1950	69,592	71,909	71,909	71,900
Total Expenses		\$ 3,348,485	\$ 3,369,637	\$ 3,364,884	\$ 2,966,887
<u>Revenues</u>					
Film Permits	A2592	\$ 6,750	\$ 5,000	\$ 5,000	\$ 5,000
Sale of Property	A2660	13,500	-	-	-
Sale of Property	C2660	-	-	-	-
Total Revenues		\$ 20,250	\$ 5,000	\$ 5,000	\$ 5,000
<u>Net Department Costs</u>					
		\$ 3,328,235	\$ 3,364,637	\$ 3,359,884	\$ 2,961,887

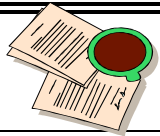
Authorized Positions	Fund/ Division	2013			
		2012 Actual	Modified Budget	2013 Actual	2014 Budget
Town Attorney	A1420	13	13	13	13
Judgements and Claims	A1930	0	0	0	0
Town Attorney	B1420	0	0	0	0
Taxes & Assessments	C1950	0	0	0	0
Department Total		13	13	13	13



Town Attorney

Cindy Elan-Mangano, Town Attorney

	2013			
	2012 Actual	Modified Budget	2013 Projected	2014 Budget
<u>Expenses</u>				
Salary and Wages	\$ 1,402,772	\$ 1,344,997	\$ 1,340,238	\$ 1,429,294
Employee Benefits and Taxes	105,639	109,751	109,751	114,201
Contractual Costs, Materials & Supplies	1,840,074	1,914,889	1,914,895	1,423,392
Total Expenses	\$ 3,348,485	\$ 3,369,637	\$ 3,364,884	\$ 2,966,887
<u>Revenues</u>				
Licenses and Permits	\$ 6,750	\$ 5,000	\$ 5,000	\$ 5,000
Sale of Property/Compensation for Loss	13,500	-		
Total Revenues	\$ 20,250	\$ 5,000	\$ 5,000	\$ 5,000
Net Cost	\$ 3,328,235	\$ 3,364,637	\$ 3,359,884	\$ 2,961,887
<u>Net Cost by Fund</u>				
General Fund	\$ 3,018,950	\$ 3,131,338	\$ 3,126,585	\$ 2,728,597
Part Town	239,693	161,390	161,390	161,390
Board of Trustees	69,592	71,909	71,909	71,900
Total Net Cost	\$ 3,328,235	\$ 3,364,637	\$ 3,359,884	\$ 2,961,887



Town Clerk

Jo-Ann Raia, Town Clerk

◆ Departmental Mission:

The Town Clerk serves as Secretary to the Town Board and Board of Trustees and keeps a complete and accurate record of the proceedings of each meeting and public hearing. The Town Clerk acts as a licensing agent for the State and the Town and issue licenses and permits according to State laws and local laws and ordinances in the Town Code. The Town Clerk also serves as Commissioner of Special Elections for the Town and accepts service of Notices of Claim against the Town.

The Town Clerk is also the Records Management Officer (RMO) for the Town of Huntington and oversees the Records Management Program, whose mission is to provide the ongoing, coordinated, administrative effort to systematically manage the Town of Huntington's records from initial creation to final disposition, in addition to the Archives, which stores the Town's historical records.

The Town Clerk's Office issues Resident, Non-Resident and Resident Hybrid Commuter Parking Permits in a timely and efficient manner pursuant to Town Code and serves as Registrar of Vital Statistics for the Town and the Incorporated Villages of Asharoken, Huntington Bay and Lloyd Harbor.

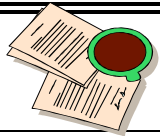
◆ Legal Authority:

Section 30 of Town Law of the State of New York; Town Law, Sections 65a(4) and 90; Municipal Home Rule Law, Section 27(6); Public Officers Law, Sections 31(5) and 87(3)(c); Election Law; Domestic Relations Law, newly adopted Sections 10a, 10g and 13-d; Public Health Law - Article 41, Section 4100; Alcohol Beverage Control Law, Section 64(2a); General Business Law, Article 29-F(Sections 580-596); General Municipal Law, Article 14-H(Section 480,498) - Article 9(Sections 185-195n) and Section 50f; Environmental Conservation Law, Sections 11-0713; Local Government Records Law (Chapter 737, Laws of 1987), Article 57-A, Arts and Cultural Affairs Law. During the course of the year, the Town Board adopts various local laws or amends existing resolutions to direct the Town Clerk to issue new or additional licenses, new filing requirements, and additional regulations that affect existing licenses issued.

On September 26, 2006, the Town Board adopted Local Law Numbers 2007-24, 2007-25, 2007-26, 2007-27 that require the Town Clerk to issue free parking passes to residents who own Hybrid and/or Alternative Fuel Vehicles. The new Freedom Of Information Law (F.O.I.L) legislation adopted by the State requires local governments to accept F.O.I.L. requests by e-mail.

On December 14, 2010 the Town Board adopted Local Law Number 31-2010, amending the Code of the Town of Huntington Chapter 78 (Animals), authorizing the Town Clerk to issue dog licenses and retain a record of issuance in the Town Clerk's office (previously regulated by Agriculture & Markets Law, Article 7).

On May 22, 2012 the Town Board adopted Resolution 2012-245 executing a contract with the NYSDOT, transferring ownership and operation of LIRR Station 38 bicycle locker facilities to the Town, further directing that the Town Clerk shall take over the handling of all paperwork involved in the Bicycle Locker program in addition to related annual rental fees and security key deposits.



Town Clerk

Jo-Ann Raia, Town Clerk

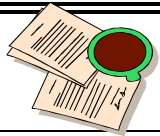
♦ Operating Environment:

The operating environment for the Town' Clerk's Office is broken down into three separate operations:

Town Clerk's Office- General Operation: The Town Clerk's Office provides the general public, residents and non-residents, attorneys, accountants and other professionals with information on varied subjects including, but not limited to, local government services available, town ordinances, local laws, State and local license and permit requirements, maintenance of related records pertaining to the issuance of those licenses and permits as well as issuing and maintaining records for Resident and Non-Resident Commuter Parking permits and Resident Hybrid and/or Alternative Fuel Vehicle Parking Permits. Not only is the function of the office to help residents that walk into Town Hall, but also a large portion of work is generated through mail, e-mail, facsimile, telephone and internal Town Hall Department requests.

Records Management: New York State mandates a Records Management Program and the State provides very little funding to support the program. An Outreach Program that has been established by the Town Clerk's Archives is used as a model by the New York State Department of Education. In addition, the "Guide to the Archival Records and Manuscripts of the Town of Huntington" is used in the workshops given by the State Archives. The Outreach Program is continually expanding and from June 2012 through May 2013, 1,019 inquiries were answered for Town employees, genealogy researchers, students, scholars and journalists. The Town Clerk's Archives displays several exhibits annually and has motivated residents to contact our office to display their private collections. These Exhibits have been a great success and have garnered a great deal of interest from people passing through Town Hall. In addition to these exhibits, the Archives participates in many historical events throughout the Town, in conjunction with the Town Historian and local historical organizations. The Records Center continues to store, retrieve and dispose of the Town Departments' inactive records. Policies regarding retentions, storage and disposition of electronic records are being developed with the Town Attorney, Director of IT and their staff members in accordance with New York State Law. Space continues to be extremely limited and graduate student interns are being utilized to process permanent records from the Records Center into the Archives. The amount of records received in the Records Center has increased dramatically over the past several years. Several departments have moved and cleaned out numerous files, sending them down to the Records Center for storage. Others are just in need of more space so they have begun to purge their offices, sending down their oldest documents. A great deal of these records must be retained permanently. At the present time the Records Center holds approximately 1200 boxes of Building Permit files with many more being created each day. The State of New York mandates that these files be retained permanently. Since the Records Center is near capacity, additional shelving is being purchased to expand the Records Center into the Fan Room. However, this is a temporary remedy. The Town must adopt a proper policy regarding the safeguarding of electronic records so that paper records can be destroyed. It is a State requirement to keep these records either in paper or microfilmed format unless a proper policy is in place. At this time the Town does not have the equipment that meets the New York State Archives standards to microfilm records.

Secretary to the Town Board: As Secretary to the Town Board, the Town Clerk is responsible for maintaining all of the records generated relative to Town Board meetings and Town Board matters. The number of resident public speakers, during any given Town Board meeting, has increased over the past year. This directly affects the number of pages contained in the Town Clerk's verbatim minutes of a Town Board meeting. The various issues that are of interest to our residents have also increased the number of communications fielded by the Town Clerk's office.



Town Clerk

Jo-Ann Raia, Town Clerk

Registrar of Vital Statistics: The workload for the Registrar of Vital Statistics depends on the number of births and deaths that occur annually, as well as daily certified transcript requests. In addition the department also processes birth and death verifications for military, state and federal agencies. A high volume of requests continues to be received from the NYS Department of Social Services and Child Protective Services for certified birth transcripts and Acknowledgments of Paternity transcripts. The Registrar processes certified transcripts of live birth and death certificates and Acknowledgments of Paternity that are mandated by State law, within the time period established for issuing, recording and filing Certificates of Live Birth Registration and Death Certificates with the NYS Department of Health in Albany. The State Health Department's statistical division's medical information queries have increased in recent years.

♦ Workload Indicators:

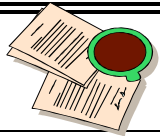
As licensing agent, the Town Clerk's staff is responsible for Bingo/Games of Chance Licenses, Marriage Licenses, Dog Licenses, Christmas Tree Sale Permits, Disability Parking Permits, Taxi, Peddler and Tow Truck Licensing, just to name a few. For the first six months of 2013, the Town Clerk's Office has issued approximately 1505 various licenses and 14,919 permits

Acting as *Secretary to the Town Board*, legal notices are published in two (2) separate local Town newspapers and on occasion, Newsday and El Diario. The following chart is a tally of the number of legals published in each paper for 2012 and the first five months of 2013:

	2012	Jan – June 13
Zone Change Applications	11	4
Public Hearings	128	62
Notices of Enactment	104	32
Miscellaneous & Bonding Resolutions	42	50
Local Laws	88	74

Town Board Meetings and Administration reflects expenses pertaining to Town Board and Board of Trustees meetings as they specifically deal with Town Board Meetings & Administration functions. This includes verbatim stenographic transcripts of meetings, publication of legal notices, purchase of Town Code Books and Zoning Codes that are required by law, and associated supplements. In addition, Minute Book binders, which must conform to New York State standards and Pigma archival pens, which are legally required for signatures and other notations made on acid free (archival paper), are utilized for minutes, local laws and other permanent records. The Town Clerk's office has almost depleted the 25 Minute Book binders that were purchased in October 2007 from a vendor which has been used for over 25 years. Approximately 7 to 8 binders are used each year. More binders had to be purchased in 2013 at a cost of \$355.66 per binder for 25 binders.

The *Records Management Program* consists of two facilities; the Records Center and the Archives. The Records Center conducts a disposition of records bi-annually to remove any record that has met the required State retention period. Records are continually transmitted to the Records Center for storage and retrieved by their Departments for reference. 878 cubic feet of records were disposed of from July 1, 2012 through June 30, 2013 and 881 cubic feet of records have been received for storage. Approximately 1000 requests for records and research have been answered during this same time frame. 450 cubic feet of ZBA have been processed into the Archives from the Records Center.



Town Clerk

Jo-Ann Raia, Town Clerk

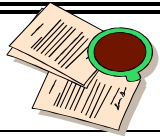
Since 2005, a minimum of two exhibits per year have been presented to promote the Town's cultural diversity in addition to subject matter regarding the Town's history. Exhibits featured artifacts and regalia, on loan to the Archives from residents, employees and various cultural and community organizations.

The following is the workload performed by the Town Clerk's *Registrar of Vital Statistics* Division:

	<u>2012</u>	<u>Jan- June 13</u>
Certificates of Live Birth Registration	1403	641
Certificate of Death & Burial Permit	2293	1140
Certified Transcripts of Birth	2263	1261
Certified Transcripts of Death	18911	9883
Acknowledgement of Paternity	1992	832
Genealogy Requests	62	20

♦ 2013 Achievements:

- As of June 30, 2013 completed back file scanning of 100 % of Town Board Resolutions from 1983 to 2013, and 100% of Town Board Agendas and Town Board Minutes from 1983 to 2013.
- As of June 30, 2013 completed back file scanning of 98% of all Marriage Certificates from 1984- 2012 and 22% Birth Certificates from 1975- 2013.
- Assumed the responsibility from the New York State Department of Transportation for the administration of the Bicycle Locker Rental program at all Town of Huntington train stations.
- Hosted interns from graduate programs throughout Long Island to further the processing of the Town of Huntington's archival records at no cost to the Town.
- Initialized a four-year project pertaining to the 150th anniversary of the Civil War. Starting in September 2011, historical organizations in the Town of Huntington will attempt to identify existing Civil War sources in the Town.
- 72 boxes of Town Clerk records which have a permanent designation, have been processed from the Records Center into the Archives.
- Initialized an oral history project that will record the history of the Town of Huntington's Fire Departments.
- Published a new handout: "American Hero, Nathan Hale."
- All archives handouts have been updated to include the new e-mail information.
- The Archives held four exhibits and hosted two open house events. The
- exhibits: Black History Month (February 2012), "See the Light: Huntington Lighthouse 1912-2012" (May – December 2012), "American Hero-Nathan Hale" (July –October 2013), War of 1812 (June- October 2013)
- The Archives was featured in the Long Islander newspaper in February to highlight the "two love letters" in the collection on the occasion of Valentine's Day.
- The birthday cake contest activity which was held during the Town's 350th anniversary in 2003 is at present being used as a model by the anniversary Committee of Plymouth, New Hampshire. Plymouth is celebrating a 250th anniversary in July of this year.
- The Archives participated in the Unkechuag Nation Community Development Corporation survey in March. The Long Island Indigenous Heritage Library is striving to develop a local resource that will be a significant asset in the study and teaching of the cultural heritage of the Algonquin People of Long Island.
- The Patch electronic newspaper featured the Archives current exhibit, Happy July 4th, 2013."



Town Clerk

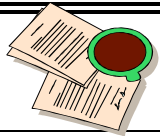
Jo-Ann Raia, Town Clerk

- A major flood occurred in the Records Center on August 27, 2012 damaging 167 boxes of records, many which must be retained permanently. Water damaged records can usually be recovered if salvage work begins within two days. After that time mold and mildew begin rapidly. Through the immediate action of the Records Management and General Services staff, facilities and supplies were obtained and prompt response was taken to secure, dry and re-box the records. Although this was a monumental task, accomplished by five individuals, not one document was lost. It is incumbent upon local governments to notify the New York State Archives if any type of disaster pertaining to records occurs, i.e. fire, flood, vermin, etc. Due to the expertise of the Records Center staff the New York State Archives representative for Long Island did not feel it was necessary to survey the situation nor offer advice.

♦ 2014 Goals:

The Department's 2014 goals include the following:

- The Town Clerk will continue to develop additional software modules with MaxxVault LLC to accommodate processing of all Commuter and Disability Parking Permits and Bingo/ Games of Chance Licenses in addition to a miscellaneous receipt program.
- Enhance the record retention policy and increase the use of electronic record retention that will reduce the space required for record storage.
- Back-file conversion of the balance of 51,000 Birth Certificates from 1975 to the additional Birth Certificates received in 2013 for a total of 100% additional Birth Certificates processed and an additional 1600 Marriage Licenses from 1975 to the present for a total of 100% Marriage Licenses scanned. All future scanning will be for current Birth, Death and Marriage Certificates and Town Board Resolution, Agendas and Minutes.
- Continue to explore, along with the Supervisor's office and IT the availability and use of Town Board Meeting programs from vendors such as General Code or IQM2 Intelligent Media Management, in order to develop and institute a more accurate and streamlined process of Town Board Agenda and Resolution preparation.
- Publish "Early Education in the Town of Huntington," an in-depth analysis of the history of education in the Town and its school districts. Sources include the "History of Long Island from its Earliest Settlement to the Present Time," 1905 by Peter Ross and William S. Pelletreau and original documents in the Huntington Town Clerk's Archives.
- This year new handouts are being introduced in a different format and style. These handouts are part of the "Solve A Mystery" series and will contain quotes and images on display. For anyone to "Guess What?" is the image on the handout, the exhibit on display will have to be reviewed. Based on past experiences, this type of handout has proven to be a very effective way to educate. Four such handouts have been created thus far, two on Huntington, one on Centerport and one on Northport.
- Civil War project: Two years ago, the Archives had partnered with other organizations in the town to highlight the 250th anniversary of the Civil War (April 12, 1861-April 9, 1865.) The highlighting of various phases of the Civil War continues to be an ongoing project. When this project is completed, several events will be planned for a future Municipal Clerks' Week in conjunction with the other organizations such as: commemorating a battle, persons, places and things, re-enactments, period piece musical events, and the display of large panels of Huntington records during the Civil War at different locations.



Town Clerk

Jo-Ann Raia, Town Clerk

- The Long Island Regional Archivist has invited the Archives to scan images of the most important exhibits and include them in the Long Island memories project. The project facilitates efforts to increase the visibility of Long Island institutions and perpetual access to their collections.
- Transfer approximately 1200 boxes of Building Permit files from the Records Center in to storage.
- Continue to investigate microfilming the backlog of Building Permit files according to New York State Archives standards.

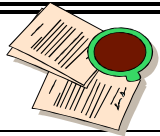
◆ Performance Measures:

The performance measures that will be used to measure progression towards departmental goals are as follows:

- Monitor and track the volume of documents electronically converted

	Goal	To Date	2014 Goal
Birth Certificates- # births scanned (1975-2013)	66,665 -	23%	100%
Marriage Licenses- #marriages scanned (1975-2013)	53637 -	98%	100%

- Review the retention policy quarterly and revise as needed

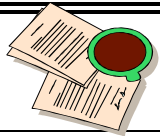


Town Clerk

Jo-Ann Raia, Town Clerk

			2013		
	Fund/ Division	2012 Actual	Modified Budget	2013 Projected	2014 Budget
<u>Expenses</u>					
Town Clerk	A1410	\$ 632,377	\$ 574,471	\$ 578,951	\$ 605,261
Town Clerk Record Center	A1411	162,016	198,139	203,554	139,558
Town Board Meetings & Admin	A1412	61,306	81,172	81,172	70,500
Commuter Parking	A1415	148,308	173,484	173,484	173,157
Elections	A1450	(10,487)	-	-	-
Registrar of Vital Statistics	B4020	240,208	227,956	227,956	238,365
Total Expenses		\$ 1,233,728	\$ 1,255,222	\$ 1,265,117	\$ 1,226,841
<u>Revenues</u>					
Clerk Fees	A1255	\$ 369,580	\$ 280,000	\$ 280,000	\$ 325,000
Town Clerk-Publication Fees	A1257	4,106	1,000	1,000	2,000
Bingo Licenses	A2540	13,980	15,000	15,000	13,000
Dog Licenses	A2544	7,182	8,000	8,000	7,000
Licenses, Other	A2545	7,640	8,000	8,000	7,000
Parking Permits	A2556	646,650	1,419,000	1,419,000	905,000
Clerk Fees	B1255	16,000	5,000	5,000	8,000
Registrar Fees	B1601	208,700	200,000	200,000	200,000
Total Revenues		\$ 1,273,838	\$ 1,936,000	\$ 1,936,000	\$ 1,467,000
Net Department Costs		\$ (40,110)	\$ (680,778)	\$ (670,883)	\$ (240,159)

			2013		
	Fund/ Division	2012 Actual	Modified Budget	2013 Actual	2014 Budget
<u>Authorized Positions</u>					
Town Clerk	A1410	8	8	8	8
Town Clerk Record Center	A1411	1	1	1	1
Town Board Meetings & Admin	A1412	0	0	0	0
Commuter Parking	A1415	3	3	3	3
Registrar of Vital Statistics	B4020	4	4	4	4
Department Total		16	16	16	16



Town Clerk

Jo-Ann Raia, Town Clerk

	2012 Actual	2013 Modified Budget	2013 Projected	2014 Budget
<u>Expenses</u>				
Salary and Wages	\$ 1,085,079	\$ 995,222	\$ 1,005,116	\$ 1,042,207
Employee Benefits and Taxes	84,649	80,420	80,420	83,209
Contractual Costs, Materials & Supplies	63,750	171,989	171,991	101,425
Fixed Assets	250	7,590	7,590	
Total Expenses	\$ 1,233,728	\$ 1,255,221	\$ 1,265,117	\$ 1,226,841
<u>Revenues</u>				
Departmental Income	\$ 598,387	\$ 486,000	\$ 486,000	\$ 535,000
Licenses and Permits	675,452	1,450,000	1,450,000	932,000
Total Revenues	\$ 1,273,839	\$ 1,936,000	\$ 1,936,000	\$ 1,467,000
Net Costs	\$ (40,111)	\$ (680,779)	\$ (670,883)	\$ (240,159)
<u>Net Cost by Fund</u>				
General Fund	\$ (55,619)	\$ (703,735)	\$ (693,839)	\$ (267,306)
Part Town	15,508	22,956	22,956	30,858
Total Net Cost	\$ (40,111)	\$ (680,779)	\$ (670,883)	\$ (236,448)



Town Council

Town Board Members: Susan A. Berland, Eugene Cook, Mark A. Cuthbertson, Mark Mayoka

♦ Departmental Mission:

The Town Board is the policy-making body of the Town and consists of four Town Council members and the Town Supervisor elected by the Town of Huntington residents. The Town Board's mission is to provide leadership and set policy in order to deliver effective and efficient public services. The Town Board is committed to ensuring that the Town of Huntington is an outstanding Town to live in, work in and visit.

♦ Legal Authority:

Article 3 Section 20 of Town Law of the State of New York; Town Law, Section 20.

♦ Operating Environment:

The Town Board is the legislative and executive body of the Town and consists of four Town Council members and the Town Supervisor elected by the Town of Huntington residents. Town Board members are elected to four-year terms. The Town Board enacts local laws and ordinances, adopts the Town Budget, awards contracts, sets policies, appoints department heads, deputy department heads, zoning board, planning board and assessment review committee members. The Town Board provides oversight of Town government.

♦ 2013 Achievements:

The Town Board's 2013 significant achievements include:

- Accepted Huntington Station Development Strategy from Master Developer Renaissance Downtowns
- Modernized and simplified Town Building Code procedures
- Purchased three former farms for parkland and preservation

♦ 2014 Goals:

The Department's 2014 goals include the following:

- Continue to promote economic development in Huntington Station
- Enact legislation to enhance the welfare of the Town
- Fund Huntington infrastructure improvement projects and provide quality Town services

♦ Performance Measures:

The performance measures that will be used to measure progression towards departmental goals are as follows:

- Local Laws enacted
- Land use policies enacted
- Community Events sponsored/attended
- Responses to Constituent Inquiries



Town Council

Town Board Members: Susan A. Berland, Eugene Cook, Mark A. Cuthbertson, Mark Mayoka

		2012	2013	2013	2014
	Fund/ Division	Actual	Modified Budget	Projected	Budget
<u>Expenses</u>					
Town Board	A1010	691,802	705,804	705,804	714,573
Constituent Services	A1225	186,247	197,835	197,835	202,696
Total Expenditures		\$ 878,049	\$ 903,639	\$ 903,639	\$ 917,269
Net Department Costs		\$ 878,049	\$ 903,639	\$ 903,639	\$ 917,269

		2012	2013	2013	2014
	Fund/ Division	Actual	Modified Budget	Actual	Budget
<u>Authorized Positions</u>					
Town Board	A1010	9	9	9	9
Constituent Services	A1225	3	3	3	3
Department Total		12	12	12	12

		2012	2013	2013	2014
		Actual	Modified Budget	Projected	Budget
<u>Expenses</u>					
Salary and Wages		810,682	828,977	828,977	842,735
Employee Benefits and Taxes		63,447	66,912	66,912	68,034
Contractual Costs, Materials & Supplies		3,920	7,750	7,750	6,500
Total Expenditures		\$ 878,049	\$ 903,639	\$ 903,639	\$ 917,269
Net Cost		\$ 878,049	\$ 903,639	\$ 903,639	\$ 917,269

<u>Net Cost by Fund</u>					
General Fund		\$ 878,049	\$ 903,639	\$ 903,639	\$ 917,269
Total Net Cost		\$ 878,049	\$ 903,639	\$ 903,639	\$ 917,269



Town Historian

Robert Hughes, Historian

♦ Departmental Mission :

The Town Historian is responsible for coordinating Huntington's historic preservation efforts. The Historian serves as secretary to the Historic Preservation Commission, which administers the Town's Historic Preservation Code; has responsibility for Town cemeteries and the Arsenal; advises the Town Supervisor and Town Board when requested with respect to matters of historic interest; and also acts as liaison to the numerous historical organizations throughout the Town to help ensure the continued preservation of Huntington's rich heritage. The

♦ Legal Authority:

New York State Arts and Cultural Affairs Law, Section 57.13

♦ Operating Environment :

The Town Historian's Office is located in the Soldiers & Sailors Memorial Building at 228 Main Street in Huntington. The building was built as a memorial to Huntingtonians who died fighting to preserve the Union during the Civil War and served as the home of the Huntington library from 1892 to 1958.

The building, which is owned by the Huntington Historical Society, also serves as an exhibit space for historic artifacts and as a visitor's center.

♦ Workload Indicators :

The Town Historian, as secretary to the Historic Preservation Commission, is the primary contact for homeowners, prospective homeowners, real estate agents, attorneys and developers with respect to the administration and explanation of the Town's historic preservation law and the workings of the Preservation Commission. In addition, the Historian fields numerous calls from Town residents and non-residents on a variety of topics including places to conduct historic research, historic sites in Town, matters concerning the Militia, historic cemeteries and questions concerning the history of the Town. The Historian is also invited to speak before various community groups.

♦ 2013 Achievements:

The Historian continued to provide administrative support for the Historic Preservation Commission; answer inquiries from residents; update the Town's inventory of historic markers; work with various historical organizations through the Town of Huntington Historic Partnership; research the Town's history; oversee maintenance and restoration of the Town's historic cemeteries, including implementation of the new Cemetery Stewards Program; work with the African American Historic Designation Council; applied for grant funding for a survey of historic properties within the Huntington village Business Improvement District. Restoration of the Town-owned Colonial Arsenal was completed and the Arsenal re-opened to the public.



Town Historian

Robert Hughes, Historian

♦ Goals: 2014

The Department's 2014 goals include the following:

Preparation of a survey of historic properties within the Huntington Village Business Improvement District.

♦ Performance Measures:

The performance measures used to measure progress towards departmental goals are as follows:

	2010	2011	2012	2013
Historic Markers Installed	2	2	1	0
Historic Markers repaired	0	0	0	0



Town Historian

Robert Hughes, Historian

			2013			
	Fund/ Division	2012 Actual	Modified Budget	2013 Projected	2014 Budget	
Expenses						
Town Historian	A7510	\$ 47,606	\$ 52,524	\$ 52,524	\$ 52,866	
Total Expenses		\$ 47,606	\$ 52,524	\$ 52,524	\$ 52,866	
Net Department Cost						
		\$ 47,606	\$ 52,524	\$ 52,524	\$ 52,866	

			2013			
	Fund/ Division	2012 Actual	Modified Budget	2013 Projected	2014 Budget	
Authorized Positions						
Town Historian	A7510	1	1	1	1	
Department Total		1	1	1	1	

		2012	2013			
		Actual	Modified Budget	2013 Projected	2014 Budget	
Expenses						
Salary and Wages		\$ 43,579	\$ 45,165	\$ 45,165	\$ 46,408	
Employee Benefits and Taxes		3,486	3,609	3,609	3,708	
Contractual Costs, Materials & Supplies		541	3,750	3,750	2,750	
Total Expenses		\$ 47,606	\$ 52,524	\$ 52,524	\$ 52,866	
Net Cost						
		\$ 47,606	\$ 52,524	\$ 52,524	\$ 52,866	

Net Cost by Fund						
General Fund		\$ 47,606	\$ 52,524	\$ 52,524	\$ 52,866	
Total Net Cost		\$ 47,606	\$ 52,524	\$ 52,524	\$ 52,866	



Town Supervisor

Frank Petrone, Town Supervisor

◆ Departmental Mission:

The mission of the Town Supervisor is to provide leadership and direction to the Town Board, Town employees, facilitate the implementation of Town Board priorities and manage the Town functions to ensure the delivery of cost-effective, customer-responsive public services and assist residents in order to achieve the Town's mission.

◆ Legal Authority:

Article 3 Section 20 of Town Law of the State of New York; Town Law, Sections 20.

◆ Operating Environment:

The Town Supervisor is a Town Board member, the Chief Executive Officer, Chief Financial Officer and head of the administrative branch of Town government responsible to lead, administer and manage the day-to-day operations of the Town's nineteen departments and oversee its finances. The Supervisor's Office manages the Town's Personnel Department, Civil Defense operation and Public Information functions. The Youth Bureau is a direct report to the Town Supervisor. The Town Supervisor is independently elected to a four-year term and chairs the meetings of the five member Town Board.

◆ 2013 Achievements:

The Town Supervisor's 2013 significant achievements include the following:

- Implemented fiscal policies that maintained the Town's AAA bond rating
- Promoted economic development by providing leadership in the Huntington Station revitalization effort and establishing Melville Plan Advisory Committee to oversee preparation of a Melville Employment Center integrated land use, circulation and infrastructure plan
- Upgraded the Town's website and emergency notification system
- Formed a coalition to address parking issues in Huntington Village

◆ 2014 Goals:

The Department's 2014 goals include the following:

- Continue to ensure that residents receive quality services
- Present a balanced annual budget to the Town Board
- Provide leadership for efficiency enhancements throughout the Town
- Promote economic development initiatives that promote jobs and grow revenues in the Town

◆ Performance Measures:

The performance measures that will be used to measure progression towards departmental goals are as follows:

- Track and monitor economic development initiatives
- Ensure that the annual budget is presented and adopted in compliance with General Municipal Law



Town Supervisor

Frank Petrone, Town Supervisor

				2013		
	Fund/ Division	2012	Actual	Modified Budget	2013 Projected	2014 Budget
<u>Expenses</u>						
Supervisor	A1220	\$	780,084	\$ 561,884	\$ 561,884	\$ 681,064
Personnel	A1430		327,538	326,012	326,012	341,632
Civil Defense	A3640		15,058	15,119	15,119	15,119
Public Information	A6410		189,769	157,815	158,315	147,500
Total Expenditures		\$	1,312,449	\$ 1,060,830	\$ 1,061,330	\$ 1,185,315
Net Department Costs		\$	1,312,449	\$ 1,060,830	\$ 1,061,330	\$ 1,185,315

Authorized Positions	Fund/ Division	2012	Actual	2013	2013 Actual	2014 Budget
				Modified Budget		
Supervisor	A1220		6	5	4	5
Personnel	A1430		4	4	4	4
Civil Defense	A3640		0	0	0	0
Public Information	A6410		1	1	1	1
Department Total			11	10	9	10



Town Supervisor

Frank Petrone, Town Supervisor

	2012	2013	2013	2014
	Actual	Modified Budget	Projected	Budget
Expenditures:				
Salary and Wages	\$ 1,169,924	\$ 941,707	\$ 942,207	\$ 1,061,759
Employee Benefits and Taxes	84,719	76,773	76,773	85,206
Contractual Costs, Materials & Supplies	57,805	42,350	42,350	38,350
Fixed Assets	-	-	-	-
Total Expenditures	\$ 1,312,448	\$ 1,060,830	\$ 1,061,330	\$ 1,185,315
Net Cost	\$ 1,312,448	\$ 1,060,830	\$ 1,061,330	\$ 1,185,315
Net Cost by Fund				
General Fund	\$ 1,312,448	\$ 1,060,830	\$ 1,061,330	\$ 1,185,315
Total Net Cost	\$ 1,312,448	\$ 1,060,830	\$ 1,061,330	\$ 1,185,315



Transportation & Traffic Safety

Stephen McGloin, Director

♦ Departmental Mission:

The Transportation and Traffic Safety Department is comprised of three divisions. The mission of the department is to promote safe transportation and mobility services for the Town of Huntington residents. HART Bus Division is responsible for administering and operating the Huntington Area Rapid Transit (HART) bus system that provides public transportation throughout the Town of Huntington. The Traffic Safety Division is responsible for the installation and maintenance of the town's traffic control devices, which includes traffic signals, stop signs and pavement markings. The Street Lighting Division is charged with the safe and efficient operation and maintenance of the Town's streetlights. Effective administration of these divisions supports the Town's strategic goal of investing in the Town's assets and enhancing the long-term quality of life within the Town.

♦ Legal Authority:

The Town Board via resolution #2007-713 created the Department of Transportation and Traffic Safety in December 2007. Chapter 65 establishes the Department of Transportation and Traffic Safety and defines its powers and duties. Local Law No. 44-2007 amended Local Law No. 39-2007, amending the code of the Town of Huntington to add Chapter 65 Department of Transportation and Traffic Safety.

♦ Operating Environment:

Traffic Safety: The Traffic Safety Division currently responds to issues raised by town residents regarding traffic and traffic safety. Resolutions of these issues require traffic studies, field investigations and design. Traffic studies are performed to improve vehicle and pedestrian safety. Typically the studies include a review of accident data, collection of vehicle speed, volume and classification data and a field investigation of existing signs and pavement markings. The purpose of the traffic study is to improve safety. This is accomplished by making improvements to traffic signals, installing regulatory and warning signs, pavement markings and implementing various traffic calming techniques.

Huntington Area Rapid Transit (HART) Bus System: HART operates and maintains twenty-four passenger vehicles used in the town's fixed-route and paratransit transportation programs.

HART passenger transportation services include:

- Four regularly scheduled fixed routes for the general public.
- A town-wide American Disabilities Act (ADA) compliant paratransit program that provides both ADA-mandated and non-ADA services to disabled and/or elderly persons who are unable to utilize regularly scheduled bus routes.
- Various special event transportation services.
- Evacuation/emergency support services as needed.

The increase in the senior population of the Town will continue to necessitate the expansion of paratransit services in order for the Town to remain ADA compliant. HART also assists the Town's Division of Senior Citizens Services by delivering meals to those residents who qualify for the Home Delivered Meal program.



Transportation & Traffic Safety

Stephen McGloin, Director

Street Lighting Division: The Street Lighting Division maintains approximately 20,000 streetlights within the Town of Huntington. These include streetlights on Town, County and New York State roadways. This division is also responsible for the maintenance of lighting in all municipal parking areas and garages. The division is also responsible for the review and approval of exterior lighting designs submitted with new commercial site plan applications.

♦ Workload Indicators:

The workload of the Department includes, but is not limited to:

Traffic Safety

- Installing new traffic control signals at various locations.
- Maintain approximately 233 traffic control devices including traffic signals, flashing signals, school speed zone flashing beacons and fire preemption signals.
- Conduct traffic studies to address traffic calming, turning movements and volume studies.
- Apply for grant funds from the Federal, State and County levels of government.
- Review Town wide traffic signs and pavement markings for compliance with the Federal MUTCD and for traffic safety.

HART Bus System

- Provide approximately 41,000 vehicle hours per year of public transportation service.
- Supply approximately 134,000 rides to the public with regularly scheduled buses.
- Supply approximately 37,000 trips for the almost 1,300 disabled persons and senior residents who are currently registered for the paratransit program.
- Deliver approximately 18,000 meals to homebound seniors in need.
- Maintain revenue and non-revenue vehicle fleet.

Street Lighting Division

- Maintain and repair defective streetlights, including underground wiring, throughout the Town of Huntington in an efficient and timely manner.
- Upgrade the Town of Huntington streetlights to more energy efficient induction fixtures.
- Identify and install new streetlights as necessary to maintain security, vehicle and pedestrian safety.

♦ 2013 Achievements:

The Department of Transportation and Traffic 2013 significant achievements include the following:

Traffic Safety

- Designed and installed traffic calming plan Round Swamp Road including a new traffic signal on Round Swamp Road at Manetto Hill Road/ Highhold Drive.
- Completed the Larkfield Road Signalization Project.
- Designed and rebuilt the traffic signal on Walt Whitman Road at the LIE South Service Road.
- Designed and installed two (2) permanent Driver Feedback Devices (DFD) on Lawrence Hill Road near the Cold Spring Harbor High School driveway.
- Design and install traffic calming curb bulb outs and Rapid Flashing Pedestrian Crossing Signal at the Birchwood Intermediate School on Wolf Hill Road.



Transportation & Traffic Safety

Stephen McGloin, Director

Huntington Area Rapid Transit (HART) Bus System

- Implemented a new fixed route service plan, pursuant to the Modernization Study.
- Implemented a new fare structure for fixed route and paratransit services.
- Passed an audit of bus driver qualifications and procedures by NYSDMV.
- On track to close out two federal capital assistance grants and their associated state grants.
- Pursued new federal and state assistance grants to fund additional capital projects.

Street Lighting Division

- Utilizing a United States Department of Energy Block Grant and a NYSERDA Grant, the division has initiated a program to replace old inefficient high-pressure sodium streetlights with energy efficient induction technology streetlights. To date the department has installed more than 9000 energy efficient fixtures throughout the Town of Huntington.
- We have had a GIS Inventory System installed to efficiently track our inventory of lighting fixtures and their location. Mechanics utilize handheld computers to update changes to the inventory (additions, deletions and fixture updates) and information is downloaded, reviewed and added to GIS Inventory Program.
- Evaluate lighting requirements within the Town of Huntington. Added additional lighting on Round Swamp Road, Woodbury Road and Old Walt Whitman Road. Also additional lighting installed in response to residents petitions.

♦ 2014 Goals:

The Department's 2014 goals include the following:

Traffic Safety Division:

- Design and upgrade traffic signals at Wall Street at Union, Wall Street at Creek, and Nathan Hale at Gerard Street, West Neck at Gerard Street and Town Line Road at Sunshine Acres Park.
- Design and implemented traffic calming improvements at Dix Highway (from Carll's Straight Path to Dulce Lane), Carll's Straight Path (from Long Island Expressway N. Service Rd to Vanderbilt Pkwy) and Little Plains Road/Cuba Hill Road (from Manor Road and County Road 10)
- Design and install traffic calming improvements along Daly Road including traffic signals, sidewalks and pavement markings.

Huntington Area Rapid Transit (HART):

- Evaluate and adjust new fixed route service plan to boost ridership.
- Replace buses and support vehicles that have reached their expected useful lives.
- Continue the rehabilitation of the bus facility.

Street Lighting Division:

- Install 1000 energy efficient induction fixtures that are dark skies compliant that will save electricity costs and reduce carbon footprint.
- Continue updating system of tracking lighting inventory and GIS location to improve the division's ability to locate and repair reported problems.
- Develop a system to track reported outages and improve response time for repairs and advise residents of progress. Several systems are currently under review.



Transportation & Traffic Safety

Stephen McGloin, Director

♦ Performance Measures:

The performance measures that will be used to measure progress towards departmental goals are as follows:

- Monitor and track the number of traffic improvements:

Description	2011	2012	2013 (estimated)
# Traffic Signals Upgraded	10	17	13

- Monitor and track the number of changes to Huntington Area Rapid Transit (HART) bus system routes in accordance with the recommendations made by the Modernization Study. This initiative is in progress and will be implemented in 2013.
- Monitor and track the number of riders using the HART bus system.

Description	2011	2012	2013 (estimated)
# Bus riders	266,948	262,277	170,000

- Track the number of hybrid buses placed in service.

Description	2011	2012	2013 (estimated)
# Buses in fleet	22	24	24
# Hybrid Buses	0	3	3

- Monitor and track the number of energy efficient fixtures.

Description	2010	2011	2012	2013 (estimated)
Total Number of fixtures	19,000	19,000	19,000	19,000
# Energy Efficient fixtures	1400	2500	2,700	1,000

- Monitor and track number of street light locations entered into the Town's GIS System.

Description	2010	2011	2012	2013 (estimated)
Total Number of Streetlight locations	19,000	19,000	19,000	19,000
# Streetlight locations entered in GIS	0	0	6000	6000



Transportation & Traffic Safety

Stephen McGloin, Director

			2013		
	Fund/ Division	2012 Actual	Modified Budget	2013 Projected	2014 Budget
Expenses					
Bus Operations	A5630	\$ 3,710,666	\$ 3,673,295	\$ 3,673,321	\$ 3,752,100
Transportation & Traffic Safety	B3310	704,858	636,061	636,061	642,313
Townwide Street Lighting District	SL5182	2,904,142	2,926,304	2,422,304	2,975,976
Total Expenses		\$ 7,319,666	\$ 7,235,660	\$ 6,731,686	\$ 7,370,389
Revenues					
Bus Operations	A1750	\$ 200,642	\$ 205,000	\$ 205,000	\$ 149,000
Bus Shelter Advertising	A1751	72,508	100,000	100,000	100,000
Bus Operations-Paratransit	A1752	285	150,000	150,000	100,000
State Aid Bus Operations	A3594	717,585	721,500	721,500	717,585
County Aid Bus Operations	A3595	87,526	85,000	85,000	71,500
Total Revenues		\$ 1,078,546	\$ 1,261,500	\$ 1,261,500	\$ 1,138,085
Net Department Costs		\$ 6,241,120	\$ 5,974,160	\$ 5,470,186	\$ 6,232,304

			2013		
	Fund/ Division	2012 Actual	Modified Budget	2013 Projected	2014 Budget
Authorized Positions					
Bus Operations	A5630	31	30	30	30
Transportation & Traffic Safety	B3310	4	4	4	4
Townwide Street Lighting District	SL5182	8	9	9	9
Department Total		43	43	43	43



Transportation & Traffic Safety

Stephen McGloin, Director

	2012 Actual	2013 Modified Budget	2013 Projected	2014 Budget
<u>Expenses</u>				
Salary and Wages	\$ 3,627,099	\$ 3,619,777	\$ 3,619,777	\$ 3,766,397
Employee Benefits and Taxes	285,424	302,619	302,619	300,937
Contractual Costs, Materials & Supplies	2,870,953	2,849,248	2,345,274	2,795,805
Fixed Assets	536,190	464,016	464,016	507,250
Total Expenses	\$ 7,319,666	\$ 7,235,660	\$ 6,731,686	\$ 7,370,389
<u>Revenues</u>				
Departmental Income	\$ 273,435	\$ 455,000	\$ 455,000	\$ 349,000
State Aide	805,111	806,500	806,500	789,085
Total Revenues	\$ 1,078,546	\$ 1,261,500	\$ 1,261,500	\$ 1,138,085
Net Cost	\$ 6,241,120	\$ 5,974,160	\$ 5,470,186	\$ 6,232,304
<u>Net Cost by Fund</u>				
General Fund	\$ (2,632,120)	\$ (2,411,795)	\$ (2,411,821)	\$ (2,614,015)
Part Town	(704,858)	(636,061)	(636,061)	(642,313)
Street Lighting	(2,904,142)	(2,926,304)	(2,422,304)	(2,975,976)
Total Net Cost	\$ (6,241,120)	\$ (5,974,160)	\$ (5,470,186)	\$ (6,232,304)



Youth Bureau

Maria Georgiou, Director

- **Departmental Mission:**

The Town of Huntington Youth Bureau, Youth Board, Joint Youth Projects and Drug and Alcohol Programs were established to promote the growth, development and well-being of all youth and families in the Town of Huntington which includes addressing the problems and challenges of drug and alcohol usage, juvenile delinquency, runaway, homelessness and dropout prevention. The Town of Huntington was the first Township in New York State to form a Youth Bureau as an agency of the local municipal government. Providing such services supports the Town's mission of enhancing the health, vitality and quality of life of the community.

- **Legal Authority:**

Article 19A & 19H of New York State Executive Law; Local Law 5-1988, Chapters 63-10 and 63-11; NYS Mental Hygiene Law Articles 19, 23 and 25; PL 93-415 (Title V), USC 5601, PL 98-473 Juvenile Justice Delinquency Prevention Act; Section 516 Public Service Act and Section 517 PL as amended by PL 100-690, PL 102-321.

- **Operating Environment:**

The Youth Bureau Department was established in 1968 and has evolved to be a model and lead agency for social services care and continues to deliver the same level of service despite the current economic conditions. Staff presence on Countywide, Statewide and Nationwide committees continues to be a vital resource for maintaining and obtaining new funding sources.

The Huntington Youth Bureau (HYB) continues to deliver valuable and needed services to the Huntington Community. Without these programs, Huntington would lack a comprehensive delivery system for providing programs and services to youth and their families and are designed to be responsive to the needs of the community. Due to these efforts, the Youth Bureau continues to seek additional funding through private foundations as well as various government entities.

The programs, while formally written in-house, are an outgrowth of intensive contact with other agencies and the community. Coordinating efforts in fundraising for various youth and family service agencies have been productive. Huntington Youth Bureau is constantly working in the community to get input for what services need to be refined or what new services are necessary.

- **Workload Indicators:**

The Youth Bureau continues to see a growing need in the community to provide these vital services. The number of youth who were provided services in 2012 was 22,282.

Youth Bureau Administration: The Youth Bureau currently has five full-time professional and administrative employees and 1.4 full time employees from the Town. The typical activities of the Youth Bureau include grant preparation, clerical support, program monitoring and reporting, evaluations, community outreach and managing the finances in addition to routine meetings and paperwork.



Youth Bureau

Maria Georgiou, Director

Joint Youth Program: The Town of Huntington through its Youth Bureau contracts with local, community youth agencies: Tri-Community and Youth Agency serving the school districts of Huntington, South Huntington and Cold Spring Harbor; Youth Directions and Alternatives Youth Agency serving the school districts of Northport/E.Northport, Harborfields and Elwood; REACH Community and Youth Agency, serving the school districts of Commack and Half Hollow Hills; FACILE a joint program of the Town of Huntington Youth Bureau and Family Service League of Suffolk; and the Huntington Youth Bureau Youth Development Research Institute, Inc. Townwide Projects (Drug and Alcohol, Project EXCEL, Project Sanctuary, Youth Court and a Townwide 24 hour, 7 day a week Hotline) to provide a broad spectrum of services to youth and families that include counseling, social, cultural and recreational activities. Programs are available evenings, weekends, holidays and after-school.

In 2013, the Town of Huntington appropriated over \$2 million to maintain its joint youth programs. This constitutes 79% of the funding spent for Youth Services within the Town. Other funding comes from the State, County, and Federal governments and from private sources.

- **2013 Achievements:**

The Youth Bureau's significant achievements include the following:

- CAST (Community and Schools Together) served youth and families with 66 formal counseling sessions, 198 advocacy cases were completed, 193 home visits were conducted and a total of 98 referrals were made.
- The Youth Bureau either applied for or assisted contract agencies and projects in applying for \$576,884.00 and to date have received \$477,884.00 in additional funding.
- Tri Community and Youth Agency and Project FACILE held the annual Project T.O.Y. (Treasure our Youth) and served 1,017 families and distributed 3,982 gifts to 1,991 children. Youth Directions and Alternatives Adopt-A-Family program served 75 families.
- Project Excel's Annual Huntington Youth Writes Contest received 900 youth entries.
- Huntington Drug and Alcohol Project provided 334 prevention presentations to 4,620 individuals.
- Youth Bureau Community and Youth Agencies and Projects developed 67 new programs to meet the emerging the needs of youth and families. Examples include GLTBQ Group, Babysitter Training at Commack Middle School, Extreme Hobbies and Peer Mentoring.

- **2014 Goals:**

The Department's 2014 goals include the following:

- Provide educational enrichment programs to 600 youth.
- Increase number of overall youth programs to meet the emerging needs of the community as per contractual agreement.
- Plan and implement youth development services and initiatives for youth as per contractual agreement.



Youth Bureau

Maria Georgiou, Director

◆ Performance Measures:

The performance measures that will be used to measure progress towards departmental goals are as follows:

- Monitor and track the number of Educational Enrichment programs and track attendance

Description	2011	2012	2013 (estimated)
# of Educational Enrichment programs	35	22	22
Attendance at Educational Enrichment programs	1,310	1,671	1,671

- Monitor the number of overall youth services and programs offered and track attendance

Description	2011	2012	2013 (estimated)
# of overall Youth Bureau programs	343	281	281
Attendance at Youth Bureau programs	25,722	22,282	22,282

- Increase the number of Youth Development programs

Description	2011	2012	2013 (estimated)
# of Youth Development programs	52	44	44
Attendance at Youth Development programs	3,078	3,830	3,830



Youth Bureau

Maria Georgiou, Director

			2013		
	Fund/ Division	2012 Actual	Modified Budget	2013 Projected	2014 Budget
Expenses					
Starshine Program	A4220	\$ 633,254	\$ 810,936	\$ 810,936	\$ 824,183
Youth Program Administration	A7310	512,576	493,661	493,661	529,897
Joint Youth Program	A7320	2,466,141	2,545,751	2,545,751	2,684,228
Total Expenses		\$ 3,611,971	\$ 3,850,348	\$ 3,850,348	\$ 4,038,308
Revenues					
State Aid Youth Bureau	A3820	\$ 18,752	\$ 18,752	\$ 18,752	\$ 19,001
State Aid Youth Services	A3821	112,741	112,741	112,741	118,804
County Aid Youth Services	A3831	183,410	284,865	284,865	354,473
Other Aid Youth Service Village	A3833	750	750	750	750
Federal Aid Sanctuary Program	A4820	174,839	178,637	178,637	178,637
Federal Aid Youth Services	A4821				
Federal Aid Drug & Alcohol	A4831	511,641	524,551	524,551	520,555
Total Revenues		\$ 1,002,133	\$ 1,120,296	\$ 1,120,296	\$ 1,192,220
Net Department Costs		\$ 2,609,838	\$ 2,730,052	\$ 2,730,052	\$ 2,846,088

			2013		
	Fund/ Division	2012 Actual	Modified Budget	2013 Actual	2014 Budget
Authorized Positions					
Starshine Program	A4220	0	0	0	0
Youth Program Administration	A7310	6	6	6	6
Joint Youth Program	A7320	0	0	0	0
Department Total		6	6	6	6



Youth Bureau

Maria Georgiou, Director

	2012 Actual	2013 Modified Budget	2013 Projected	2014 Budget
Expenses				
Salary and Wages	\$ 473,386	\$ 454,451	\$ 454,451	\$ 488,098
Employee Benefits and Taxes	37,661	36,310	36,310	38,999
Contractual Costs, Materials & Supplies	3,100,923	3,359,587	3,359,587	3,511,211
Total Expenses	\$ 3,611,970	\$ 3,850,348	\$ 3,850,348	\$ 4,038,308
Revenues				
State Aid	\$ 315,652	\$ 417,108	\$ 417,108	\$ 493,028
Federal Aid	686,480	703,188	703,188	699,192
Total Revenues	\$ 1,002,132	\$ 1,120,296	\$ 1,120,296	\$ 1,192,220
Net Cost	\$ 2,609,838	\$ 2,730,052	\$ 2,730,052	\$ 2,846,088
Net Cost by Fund				
General Fund	\$ 2,609,838	\$ 2,730,052	\$ 2,730,052	\$ 2,846,088
Total Net Cost	\$ 2,609,838	\$ 2,730,052	\$ 2,730,052	\$ 2,846,088

Staffing



Town of Huntington
Historical Budgeted Positions

Org	Department	2012 Actual FTE	2013 Actual FTE	2013 Budget FTE	2014 Budget FTE
A-1010	Town Board	9	9	9	9
A-1220	Supervisor	6	5	4	5
A-1225	Constituent Services	3	3	3	3
A-1315	Comptroller	9	8	10	9
A-1316	Payroll	3	3	3	3
A-1330	Receiver of Taxes	7	7	7	7
A-1345	Purchasing	4	4	4	4
A-1355	Assessor	9	9	9	9
A-1356	Assessment Review Board	5	5	5	5
A-1357	STAR Exemption	1	1	1	1
A-1410	Town Clerk	8	8	8	8
A-1411	Town Clerk Record Center	1	1	1	1
A-1415	Commuter Parking	3	3	3	3
A-1420	Town Attorney	13	13	13	13
A-1430	Personnel	4	4	4	4
A-1431	Union Representatives	3	3	3	3
A-1440	Town Engineer	7	7	7	7
A-1490	General Services Administration	6	6	6	6
A-1621	Buildings & Grounds Maintenance	74	74	74	74
A-1625	Vehicle Maintenance	9	9	9	9
A-1660	Central Store Room	4	4	4	4
A-1670	Central Printing	0	0	0	0
A-1680	Information Technology	10	12	12	13
A-3010	Public Safety	27	27	27	27
A-3120	Harbors and Waterways	5	5	6	6
A-3510	Animal Control	7	7	8	8
A-3621	Public Safety Code Enforcement	3	2	3	3
A-3640	Civil Defense	0	0	0	0
A-5010	Superintendent of Highways	8	8	8	8
A-5630	Transportation	31	30	30	30
A-6010	Handicapped Enforcement Program	1	1	1	1
A-6410	Publicity	1	1	1	1
A-6772	Programs For the Aged	8	8	9	9
A-6773	Senior Citizens Day Care	4	4	4	4
A-6775	Nutrition Program Satellite	5	5	5	5
A-7020	Recreation Administration	9	9	9	9
A-7115	Dix Hills Park	4	4	4	5
A-7116	Dix Hills Park Maintenance	9	10	10	10
A-7140	Playgrounds Administration	1	1	1	1
A-7141	Fee Class Administration	2	2	2	1
A-7181	Beaches	2	2	2	2
A-7182	Marinas	5	5	5	5
A-7183	Golf Course Maintenance	8	8	8	8
A-7310	Youth Program	6	6	6	6
A-7450	Fine Arts Museum	2	2	2	2

Town of Huntington
Historical Budgeted Positions

Org	Department	2012 Actual FTE	2013 Actual FTE	2013 Budget FTE	2014 Budget FTE
A-7460	Cultural Affairs	1	1	1	1
A-7510	Town Historian	1	1	1	1
A-7620	Human Services & Citizen Affairs	6	5	6	5
A-7624	Sr. Citizen CHORE	2	1	2	1
A-8170	Resource Recovery	5	5	5	5
A-8565	Solid Waste Recycling	6	5	6	6
A-8790	Maritime Services	3	3	3	3
A-8793	Environmental Waste Management	4	4	4	4
A-8845	Services to the Handicapped	1	0	1	0
Total Fund A		375	370	379	377
B-1620	Building Inspector	24	24	24	24
B-3310	Transportation & Traffic Safety	4	4	4	4
B-3620	Fire Prevention	2	3	3	3
B-3622	Zoning & Building Inspector	13	13	13	13
B-4020	Registrar of Vital Statics	4	4	4	4
B-8010	Zoning Board	7	7	7	7
B-8020	Planning, Building & Land Manage	21	19	21	20
B-8025	Planning Board	7	7	7	7
B-8036	Accessory Apartment	1	2	2	2
Total Fund B		83	83	85	84
DB-5110	Highway Repairs	131	129	133	133
DB-5130	Highway Machinery	13	14	14	14
DB-5142	Highway Snow	0	0	0	0
Total Fund DB		144	143	147	147
SL-5182	Town Wide Street Lighting	8	9	9	9
Total Fund SL		8	9	9	9
SR-8158	Consolidated Refuse	48	47	48	48
Total Fund SR		48	47	48	48
SS1-8131	Sewer District	18	18	18	18
Total Fund SS1		18	18	18	18
SS3-8133	Sewer Treatment Plant	2	2	2	2
Total Fund SS3		2	2	2	2
SW1-8321	Dix Hills Water	14	14	14	14
Total Fund SW1		14	14	14	14
Grand Total		692	686	702	699

Town of Huntington
2014 Full Time Salaries Schedule

Position/Title	2013		2014	
	FTE	Budget	FTE	Budget

All budgeted salaries for full time postions that remain vacant as of January 1, 2014 shall be transferred to a contingency account.

A - 1010 TOWN BOARD

Councilmember	4	307,364	4	307,364
Head Clerk	1	92,775	1	95,326
Legislative Aide	1	65,923	1	67,801
Legislative Secretary	3	159,986	3	164,545
Office Manager - Stipend		8,000		8,000
DEPARTMENT TOTALS:	9	634,048	9	643,036

A - 1220 SUPERVISOR

Supervisor	1	162,903	1	162,903
Deputy Supervisor	1	150,400	1	154,687
Citizens Advocate IV	1	117,207	1	120,430
Executive Assistant to the Supervisor	1	90,743	1	97,995
Neighborhood Aide IV	0	0	1	92,602
DEPARTMENT TOTALS:	4	521,253	5	628,617

A - 1225 CONSTITUENT SERVICES

Legislative Aide	3	154,597	3	159,099
DEPARTMENT TOTALS:	3	154,597	3	159,099

A - 1315 COMPTROLLER

Town Director of Audit & Control	1	92,639	1	65,000
Executive Assistant to the Comptroller	1	84,587	1	86,999
Account Clerk Typist	1	42,534	1	43,703
Accountant	1	64,169	1	65,934
Auditor	1	103,626	1	106,476
Neighborhood Aide IV	1	90,124	0	0
Principal Account Clerk	1	76,991	1	79,108
Principal Accountant	1	101,497	1	104,288
Senior Clerk	2	127,535	2	131,041
Town Director of Audit & Control -Stipend		20,000		0
Town Deputy Director of Audit & Control-Stipend		15,000		0
Confidential Secretary to the Comptroller-Stipend		3,500		3,500
DEPARTMENT TOTALS:	10	822,202	9	686,049

Town of Huntington
2014 Full Time Salaries Schedule

Position/Title	2013		2014	
	FTE	Budget	FTE	Budget
<u>A - 1316 PAYROLL</u>				
Payroll Supervisor	1	61,056	1	62,735
Budget Technician	1	68,067	1	69,939
Senior Clerk Typist	1	46,485	1	48,928
DEPARTMENT TOTALS:	3	175,608	3	181,602
<u>A - 1330 RECEIVER OF TAXES</u>				
Receiver of Taxes	1	130,253	1	130,253
Deputy Receiver of Taxes	1	77,104	1	79,302
Secretary to Tax Receiver	1	41,917	1	45,267
Account Clerk Typist	1	40,482	1	41,595
Principal Clerk Typist	1	58,912	1	60,532
Senior Tax Cashier	1	73,297	1	75,312
Tax Cashier	1	37,695	1	38,731
2nd Deputy Receiver of Taxes - Stipend		5,000		5,000
DEPARTMENT TOTALS:	7	464,660	7	475,992
<u>A - 1345 PURCHASING</u>				
Town Purchasing Director	1	71,964	1	73,943
Purchasing Agent	1	69,315	1	71,221
Purchasing Technician	1	60,398	1	62,059
Senior Clerk Typist	1	42,216	1	43,377
DEPARTMENT TOTALS:	4	243,893	4	250,600
<u>A - 1355 ASSESSOR</u>				
Assessor	1	120,081	1	134,219
Assessment Assistant	2	142,872	2	146,800
Clerk Typist	2	73,546	2	75,568
Principal Clerk	1	50,622	1	52,015
Senior Assessment Assistant	1	79,588	1	81,776
Senior Clerk	1	54,035	1	55,521
Senior Clerk Typist	1	55,085	1	56,600
DEPARTMENT TOTALS:	9	575,829	9	602,499
<u>A - 1356 ASSESSMENT REVIEW BOARD</u>				
Chairman Assessment Review Board	1	15,000	1	15,000
Vice Chairman Assessment Review Board	1	10,000	1	10,000
Assessment Review Board Member	3	27,000	3	27,000
DEPARTMENT TOTALS:	5	52,000	5	52,000

Town of Huntington
2014 Full Time Salaries Schedule

Position/Title	2013		2014	
	FTE	Budget	FTE	Budget
<u>A - 1357 STAR EXEMPTION</u>				
Neighborhood Aide III	1	54,483	1	55,981
DEPARTMENT TOTALS:	1	54,483	1	55,981

A - 1410 TOWN CLERK

Town Clerk *	1	112,911	1	112,911
Deputy Town Clerk	2	153,537	2	167,612
Clerk Typist	2	73,546	2	74,668
Principal Clerk	1	55,597	1	57,353
Secretary to Town Clerk	1	54,401	1	55,952
Senior Clerk Typist	1	42,216	1	43,377
DEPARTMENT TOTALS:	8	492,208	8	511,873

* Receives stipend for Registrar of Vital Statistics in the amount of \$17,342 for a total salary of \$130,253.

A - 1411 TOWN CLERK'S RECORD CENTER

Archivist	1	87,539	1	89,947
DEPARTMENT TOTALS:	1	87,539	1	89,947

A - 1415 COMMUTER PARKING

Clerk Typist	2	75,751	2	79,585
Principal Account Clerk	1	63,341	1	65,083
DEPARTMENT TOTALS:	3	139,092	3	144,668

A - 1420 TOWN ATTORNEY

Town Attorney	1	149,824	1	154,687
Deputy Town Attorney	1	147,998	1	152,216
Assistant Town Attorney	5	449,898	5	479,469
Clerk Typist	1	43,598	1	44,797
Confidential Secretary	1	48,736	1	56,786
Paralegal Assistant	1	63,041	1	64,775
Senior Account Clerk Typist	1	45,241	1	48,241
Senior Legal Secretary	1	53,238	1	65,006
Town Intergovernmental Relations Coordinator	1	105,349	1	113,317
DEPARTMENT TOTALS:	13	1,106,923	13	1,179,294

Town of Huntington
2014 Full Time Salaries Schedule

Position/Title	2013		2014	
	FTE	Budget	FTE	Budget
<u>A - 1430 PERSONNEL</u>				
Town Personnel Director	1	118,391	1	121,766
Clerk Typist	1	37,692	1	38,728
Personnel Assistant	1	82,949	1	85,231
Senior Clerk Typist	1	43,272	1	46,129
Grievance Officer - Stipend		6,500		6,500
DEPARTMENT TOTALS:	4	288,804	4	298,354
<u>A - 1431 UNION REPRESENTATIVES</u>				
HEO II - Grade 12	1	82,044	1	84,382
Inventory Control Supervisor	1	97,450	1	100,130
Labor Crew Leader II	1	93,728	1	96,399
DEPARTMENT TOTALS:	3	273,222	3	280,911
<u>A - 1440 TOWN ENGINEER</u>				
Town Director of Engineering Services	1	128,438	1	132,607
Civil Engineer	1	101,478	1	104,269
Drafter II	1	111,965	1	115,044
Princial Clerk	1	46,921	1	50,776
Principal Engineering Aide	1	73,499	1	75,520
Public Works Project Supervisor	1	81,795	1	84,045
Senior Clerk Typist	1	41,212	1	42,345
DEPARTMENT TOTALS:	7	585,308	7	604,606
<u>A - 1490 GENERAL SERVICES ADMIN</u>				
Town Director of General Services	1	123,149	1	126,658
Deputy Director of General Services	1	100,651	1	103,520
Confidential Secretary	1	49,242	1	50,645
Account Clerk Typist	1	46,915	1	48,205
Principal Clerk Typist	1	76,991	1	79,108
Senior Cashier	1	63,616	1	65,365
DEPARTMENT TOTALS:	6	460,564	6	473,501

Town of Huntington
2014 Full Time Salaries Schedule

Position/Title	2013		2014	
	FTE	Budget	FTE	Budget
<u>A - 1621 BUILDING & GROUNDS</u>				
Auto Equipment Operator	7	459,767	7	472,871
Custodial Worker I	10	546,419	10	567,551
Custodial Worker III	1	77,414	1	79,620
Dispatcher	1	65,681	1	67,553
Groundskeeper III	1	84,336	1	86,739
HEO II - Grade 12	9	640,215	9	658,467
Labor Crew Leader I	6	464,484	6	477,720
Labor Crew Leader II	1	79,544	1	81,811
Labor Crew Leader III	2	163,282	2	167,936
Laborer	10	589,739	10	616,440
Maintenance Mechanic - Grade 14	1	76,622	1	78,806
Maintenance Mechanic II	3	196,934	3	207,771
Maintenance Mechanic III	16	1,184,312	16	1,218,071
Maintenance Mechanic IV	1	79,301	1	81,561
Park Maintenance Crew Leader II	1	79,238	1	81,811
Preventitive Maintenance Supervisor	1	92,783	1	96,399
Town Custodian Supervisor	1	79,544	1	81,811
Town Parks Maintenance Supervisor	1	93,728	1	96,399
Tree Trimmer I	1	73,846	1	75,951
DEPARTMENT TOTALS:	74	5,127,189	74	5,295,288
<u>A - 1625 VEHICLE MAINTENANCE</u>				
Auto Mechanic I	1	68,424	1	70,374
Auto Mechanic II	1	73,846	1	75,951
Auto Mechanic III	6	457,968	6	472,836
Auto Mechanic Supervisor IV	1	80,946	1	86,739
DEPARTMENT TOTALS:	9	681,184	9	705,900
<u>A - 1660 CENTRAL STORE ROOM</u>				
Driver Messenger I	1	57,945	1	59,539
Driver Messenger	3	112,157	3	115,240
DEPARTMENT TOTALS:	4	170,102	4	174,779

Town of Huntington
2014 Full Time Salaries Schedule

Position/Title	2013		2014	
	FTE	Budget	FTE	Budget
<u>A - 1680 INFORMATION TECHNOLOGY</u>				
Director of Information Technology	1	123,775	1	127,303
Deputy Director of Information Technology	1	101,881	1	104,784
Computer Programmer	1	76,991	1	79,108
Graphics Materials Designer	1	85,716	1	88,073
Media Development Specialist	1	36,632	1	42,345
Network & Systems Coordinator	1	81,183	1	85,467
Network System Technician	2	158,549	3	207,476
Senior Computer Programmer	1	101,346	1	104,133
Senior Data Entry Operator	1	63,919	1	65,676
Senior Programmer Analyst	1	94,377	1	71,975
Systems Programmer Analyst	1	97,450	1	100,130
DEPARTMENT TOTALS:	12	1,021,819	13	1,076,470

<u>A - 3010 PUBLIC SAFETY</u>				
Director of Public Safety	1	123,775	1	127,303
Deputy Director of Public Safety	1	106,543	1	115,058
Executive Assistant to Director of Public Safety	1	93,041	1	95,692
Confidential Secretary	1	72,024	1	77,781
Clerk Typist	1	41,522	1	42,664
Dispatcher	1	65,681	1	67,553
Guard II	14	889,420	14	942,458
Parking Meter Officer	1	93,728	1	96,399
Parking Meter Repairer	1	79,301	1	81,561
Senior Guard	2	180,550	2	185,694
Senior Guard II	2	187,456	2	192,798
Vehicle Recovery Specialist	1	93,728	1	96,399
Hispanic Liaison - Stipend		3,000		3,000
DEPARTMENT TOTALS:	27	2,029,769	27	2,124,360

<u>A - 3120 HARBORS & WATERWAYS</u>				
Bay Constable	4	267,565	2	126,540
Clerk Typist	1	43,806	1	45,010
Harbormaster	0	0	1	92,847
Senior Bay Constable	1	90,275	2	185,694
DEPARTMENT TOTALS:	6	401,646	6	450,091

Town of Huntington
2014 Full Time Salaries Schedule

Position/Title	2013		2014	
	FTE	Budget	FTE	Budget
<u>A - 3510 ANIMAL CONTROL</u>				
Animal Control Officer I	3	246,132	3	253,149
Animal Shelter Education Specialist	1	68,920	1	73,163
Animal Shelter Supervisor	1	90,275	1	92,847
Kennel Attendant	3	166,929	3	179,076
DEPARTMENT TOTALS:	8	572,256	8	598,235

A - 3621 CODE ENFORCEMENT

Ordinance Inspector	3	184,769	3	189,849
DEPARTMENT TOTALS:	3	184,769	3	189,849

A - 3640 CIVIL DEFENSE

Coordinator Emergency Response- Stipend		7,000		7,000
Town Emergency Preparedness Coord. - Stipend (2)		7,000		7,000
DEPARTMENT TOTALS:	0	14,000	0	14,000

A - 5010 SUPERINTENDENT OF HIGHWAYS

Superintendent of Highway *	1	139,969	1	139,969
Deputy Superintendent of Highway	1	106,241	1	109,268
Account Clerk Typist	2	81,976	2	84,230
Confidential Secretary to Highway Superintendent	1	75,219	1	77,362
Head Clerk	1	82,271	1	84,534
Senior Account Clerk Typist	1	63,486	1	65,232
Senior Clerk Typist	1	54,035	1	55,521
DEPARTMENT TOTALS:	8	603,197	8	616,116

* Receives stipend for Coordinator Emergency Response in the amount of \$7,000 for a total salary of \$150,957.

A - 5630 TRANSPORTATION

Director of Transportation	1	119,274	1	122,673
Deputy Director of Transportation	1	108,303	1	111,390
Auto Mechanic I	1	68,424	1	70,374
Auto Mechanic II	1	54,904	1	57,333
Auto Mechanic III	2	149,591	2	154,318
Bus Driver	17	1,142,368	17	1,188,420
Bus Maintenance Supervisor	1	78,215	1	92,322
Bus Operations Supervisor	1	93,728	1	96,399
Dispatcher	4	260,815	4	275,627
Senior Transportation Planner	1	117,765	1	121,004
DEPARTMENT TOTALS:	30	2,193,387	30	2,289,860

Town of Huntington
2014 Full Time Salaries Schedule

Position/Title	2013		2014	
	FTE	Budget	FTE	Budget
<u>A - 6010 HANDICAPPED ENFORCEMENT</u>				
Neighborhood Aide III	1	51,888	1	53,315
DEPARTMENT TOTALS:	1	51,888	1	53,315
<u>A - 6410 PUBLICITY</u>				
Public Information Officer	1	112,094	1	115,288
DEPARTMENT TOTALS:	1	112,094	1	115,288
<u>A - 6772 PROGRAMS FOR THE AGED</u>				
Neighborhood Aide II	1	47,566	1	48,874
Senior Account Clerk Typist	1	49,482	1	50,842
Senior Citizen Aide I	4	193,236	4	198,549
Senior Citizen Aide II	1	79,929	1	82,127
Senior Citizen Program Director	1	90,275	1	92,847
Senior Citizen Program Supervisor	1	55,906	1	57,444
DEPARTMENT TOTALS:	9	516,394	9	530,683
<u>A - 6773 SENIOR CITIZENS DAY CARE</u>				
Adult Day Care Program Supervisor	1	62,433	1	64,922
Assistant Day Care Adult Supervisor	1	51,888	1	53,315
Recreation Aide II	1	57,945	1	59,539
Recreation Aide I	1	41,522	1	42,664
DEPARTMENT TOTALS:	4	213,788	4	220,440
<u>A - 6775 NUTRITION PROGRAM SATELLITE</u>				
Assistant Cook	1	52,444	1	53,938
Cook	1	59,872	1	61,577
Food Service Worker	1	47,982	1	49,349
Senior Citizen Program Supervisor	1	55,906	1	57,444
Senior Citizen Center Manager	1	81,641	1	83,968
DEPARTMENT TOTALS:	5	297,845	5	306,276
<u>A - 7020 RECREATION ADMINISTRATION</u>				
Town Director of Parks & Recreation	1	128,369	1	132,027
Deputy Director of Parks & Recreation	1	101,880	1	104,784
Account Clerk Typist	1	40,482	1	41,595
Assistant Recreation Leader	1	70,036	1	71,962
Assistant Recreation Program Coordinator	1	73,499	1	75,520
Clerk Typist	1	36,773	1	37,784
Recreation Aide III	2	126,413	2	129,889
Senior Account Clerk	1	61,971	1	63,675
DEPARTMENT TOTALS:	9	639,423	9	657,236

Town of Huntington
2014 Full Time Salaries Schedule

Position/Title	2013		2014	
	FTE	Budget	FTE	Budget
<u>A - 7115 DIX HILLS PARK</u>				
Assistant Ice Rink Manager	2	58,290	2	119,902
Driver Messenger	1	38,636	1	39,698
Ice Rink Manager	1	77,414	1	79,620
Recreation Aide III	0	0	1	57,427
DEPARTMENT TOTALS:	4	174,340	5	296,647
<u>A - 7116 DIX HILLS PARK MAINT</u>				
HEO II - Grade 12	4	249,812	4	292,652
Laborer	2	119,872	2	123,288
Maintenance Mechanic II	2	142,270	2	146,326
Park Maintenance Crew Leader I	1	77,414	1	79,619
Park Maintenance Crew Leader III	1	81,641	1	83,967
DEPARTMENT TOTALS:	10	671,009	10	725,852
<u>A - 7140 PLAYGROUNDS ADMINISTRATION</u>				
Assistant Superintendent Recreation II	1	111,965	1	115,044
DEPARTMENT TOTALS:	1	111,965	1	115,044
<u>A - 7141 FEE CLASS ADMINISTRATION</u>				
Recreation Aide III	1	55,890	0	0
Recreation Supervisor	1	92,775	1	95,326
DEPARTMENT TOTALS:	2	148,665	1	95,326
<u>A - 7181 BEACHES</u>				
Auto Equipment Operator	1	65,681	1	67,553
Laborer	1	43,139	1	48,304
DEPARTMENT TOTALS:	2	108,820	2	115,857
<u>A - 7182 MARINAS</u>				
HEO II - Grade 12	1	70,366	1	73,163
Laborer	2	95,154	2	105,549
Maintenance Mechanic III	1	73,846	1	75,951
Parks Maintenance Crew Leader II	1	79,544	1	81,811
DEPARTMENT TOTALS:	5	318,910	5	336,474

Town of Huntington
2014 Full Time Salaries Schedule

Position/Title	2013		2014	
	FTE	Budget	FTE	Budget
<u>A-7183 GOLF COURSE MAINTENANCE</u>				
Auto Equipment Operator	1	65,681	1	67,553
Auto Mechanic III	1	76,622	1	78,806
Grounds Keeper III	1	90,275	1	92,847
HEO II - Grade 12	3	213,405	3	219,489
Laborer	2	119,872	2	123,288
DEPARTMENT TOTALS:	8	565,855	8	581,983
<u>A - 7310 YOUTH PROGRAM</u>				
Executive Director of Youth Bureau	1	110,201	1	113,342
Account Clerk Typist	1	40,482	1	41,595
Grants Technician	1	67,400	1	70,942
Youth Project Director	2	155,282	2	159,552
Youth Service Coordinator	1	82,052	1	85,667
DEPARTMENT TOTALS:	6	455,417	6	471,098
<u>A - 7450 FINE ARTS MUSEUM</u>				
Museum Registrar	1	84,898	1	87,232
Senior Stenographer	1	67,064	1	68,908
DEPARTMENT TOTALS:	2	151,962	2	156,140
<u>A - 7460 CULTURAL AFFAIRS</u>				
Director of Cultural Affairs	1	97,720	1	100,505
DEPARTMENT TOTALS:	1	97,720	1	100,505
<u>A - 7510 TOWN HISTORIAN</u>				
Historian	1	32,165	1	33,408
DEPARTMENT TOTALS:	1	32,165	1	33,408
<u>A - 7620 HUMAN SERVICES</u>				
Director of Human Services	1	128,629	1	132,295
Deputy Director of Human Services	1	91,093	1	98,373
Town Director of Minority Affairs	1	85,929	0	0
Clerk Typist	1	37,692	1	38,728
Principal Clerk	1	66,544	1	68,374
Senior Account Clerk	1	52,825	1	54,711
DEPARTMENT TOTALS:	6	462,712	5	392,481
<u>A - 7624 Sr. CITIZEN CHORE</u>				
Senior Citizen Aide I	1	53,247	0	0
Senior Citizen Aide II	1	53,626	1	64,400
DEPARTMENT TOTALS:	2	106,873	1	64,400

Town of Huntington
2014 Full Time Salaries Schedule

Position/Title	2013		2014	
	FTE	Budget	FTE	Budget
<u>A - 8170 RESOURCE RECOVERY</u>				
Environmental Assistant	1	101,346	1	104,133
Laborer	1	59,936	1	61,644
Recycling Coordinator Aide	1	84,898	1	87,232
Sanitation Inspector I	2	170,757	2	178,458
Resource Recovery Service Manager - Stipend		5,000		5,000
DEPARTMENT TOTALS:	5	421,937	5	436,467
<u>A - 8565 SOLID WASTE RECYCLING</u>				
HEO II - Grade 12	3	193,612	3	203,489
Laborer	2	105,819	2	93,777
Recycling Operation Supervisor	1	84,336	1	86,739
DEPARTMENT TOTALS:	6	383,767	6	384,005
<u>A - 8790 MARITIME SERVICES</u>				
Director of Maritime Services	1	111,397	1	114,572
Environmental Projects Coordinator	1	65,756	1	67,564
Senior Clerk Typist	1	60,860	1	62,534
DEPARTMENT TOTALS:	3	238,013	3	244,670
<u>A - 8793 ENVIRONMENTAL WASTE</u>				
Director of Waste Management	1	121,153	1	124,605
Deputy Director of Waste Management	1	110,519	1	119,352
Confidential Secretary	1	73,846	1	75,951
Executive Assistant	1	84,257	1	86,659
DEPARTMENT TOTALS:	4	389,775	4	406,567
<u>A - 8845 SERVICES TO THE HANDICAPPED</u>				
Handicapped Service Coordinator	1	73,812	0	0
DEPARTMENT TOTALS:	1	73,812	0	0
FUND TOTALS:	379	26,876,700	377	27,693,739

Town of Huntington
2014 Full Time Salaries Schedule

Position/Title	2013		2014	
	FTE	Budget	FTE	Budget
<u>B - 1620 BUILDING INSPECTOR</u>				
Assistant Civil Engineer	1	70,210	1	72,141
Building Inspector	4	257,046	4	267,594
Building Permits Coordinator	1	96,555	1	101,690
Building Permits Examiner	3	145,995	3	148,214
Building Plans Examiner	3	251,983	3	260,272
Civil Engineer	1	116,743	1	120,430
Clerk Typist	5	188,162	5	191,848
Engineering Inspector	2	153,431	2	157,650
Micrographics Operator	1	43,573	1	44,771
Plumbing Inspector	2	135,371	2	139,402
Senior Building Inspector	1	97,450	1	100,130
DEPARTMENT TOTALS:	24	1,556,519	24	1,604,142
<u>B - 3310 TRANSPORTATION & TRAFFIC</u>				
Senior Clerk Typist	1	43,272	1	46,685
Traffic Engineer II	1	94,230	1	96,821
Traffic Technician I	2	122,182	2	125,542
DEPARTMENT TOTALS:	4	259,684	4	269,048
<u>B - 3620 FIRE PREVENTION</u>				
Chief Fire Marshall	1	90,179	1	92,659
Fire Marshall I	1	59,603	1	61,242
Clerk Typist	1	36,773	1	37,784
DEPARTMENT TOTALS:	3	186,555	3	191,685
<u>B - 3622 ZONING & BUILDING INSPECTOR</u>				
Account Clerk Typist	1	41,494	1	42,635
Ordinance Enforcement Officer	1	104,520	1	107,394
Ordinance Inspector	8	559,333	8	574,717
Ordinance/Zoning Inspector	1	80,280	1	82,488
Principal Clerk	1	58,912	1	60,532
Senior Sign Inspector	1	74,285	1	76,328
District Court Coordinator - Stipend		2,500		2,500
Ordinance Enforcement Assistant - Stipend		3,000		3,000
DEPARTMENT TOTALS:	13	924,324	13	949,594

Town of Huntington
2014 Full Time Salaries Schedule

Position/Title	2013		2014	
	FTE	Budget	FTE	Budget
<u>B - 4020 REGISTRAR OF VITAL STATISTICS</u>				
Account Clerk Typist	1	40,482	1	41,595
Senior Clerk	1	49,014	1	50,362
Senior Clerk Typist	2	88,890	2	92,305
Deputy Registrar of Vital Statistics - Stipend		6,500		6,500
Registrar of Vital Statistics - Stipend		17,342		17,342
DEPARTMENT TOTALS:	4	202,228	4	208,104

B - 8010 ZONING BOARD

Chairman of Zoning Board of Appeals	1	21,000	1	21,000
Vice Chairman of Zoning Board of Appeals	1	16,000	1	16,000
Member of the Zoning Board	5	75,000	5	75,000
DEPARTMENT TOTALS:	7	112,000	7	112,000

B - 8020 PLANNING

Town Planning Director	1	131,845	1	135,602
Deputy Director of Planning	1	102,806	1	105,736
Executive Assistant to the Planning Director	1	93,491	1	96,155
Clerk	1	39,579	1	42,363
Clerk Typist	2	76,328	2	78,426
Environmental Analyst	1	64,286	1	66,609
Environmental Planner	1	96,960	1	99,626
GIS Supervisor	1	91,823	1	94,348
GIS Technician I	2	113,621	2	122,933
Planner	2	139,943	2	146,131
Planning Aide	3	156,319	3	160,617
Senior Account Clerk	1	58,984	1	60,606
Senior Clerk Typist	2	90,890	2	95,613
Senior Environmental Analyst	2	199,517	1	110,003
Coordinator of Open Space Conservation - Stipend		5,000		5,000
DEPARTMENT TOTALS:	21	1,461,392	20	1,419,768

B - 8025 PLANNING BOARD

Planning Board Chairman	1	21,000	1	21,000
Planning Board Vice Chairman	1	16,000	1	16,000
Planning Board Member	5	75,000	5	75,000
DEPARTMENT TOTALS:	7	112,000	7	112,000

Town of Huntington
2014 Full Time Salaries Schedule

Position/Title	2013		2014	
	FTE	Budget	FTE	Budget
<u>B - 8036 ACCESSORY APARTMENT</u>				
Neighborhood Aide II	1	55,085	1	56,600
Ordinance Enforcement Officer	1	68,538	1	70,423
DEPARTMENT TOTALS:	2	123,623	2	127,023
FUND TOTALS:	85	4,938,325	84	4,993,364

DB - 5110 HIGHWAY REPAIRS

Auto Equipment Operator	22	1,358,278	21	1,340,249
Civil Engineer	1	109,096	1	112,096
Dispatcher	5	291,591	5	310,123
Executive Assistant Highway Superintendent	1	93,728	1	96,399
Guard	6	324,678	6	338,394
HEO I - Grade 11	19	1,300,056	20	1,407,480
HEO II - Grade 12	20	1,422,700	19	1,390,097
Highway Construction Coordinator	5	397,720	5	409,055
Highway Labor Crew Leader III	3	253,008	3	260,217
Highway Project Assistant	1	77,414	1	79,620
Labor Crew Leader I	16	1,238,624	16	1,273,920
Labor Crew Leader II	4	318,176	4	327,244
Labor Crew Leader IV	1	93,728	1	96,399
Laborer	13	757,645	14	834,127
Maintenance Mechanic III	6	443,076	6	455,706
Principal Engineering Aide	1	79,869	1	82,066
Sign Painter	1	86,622	1	78,806
Tree Trimmer I	5	369,230	5	379,755
Tree Trimmer II	2	159,088	2	163,622
Urban Forester	1	96,584	1	99,241
Appropriated in DB-5142-1100 Snow Removal		(500,000)		(500,000)
DEPARTMENT TOTALS:	133	8,770,911	133	9,034,616

DB - 5130 HIGHWAY MACHINERY

Auto Mechanic I	2	136,848	2	140,748
Auto Mechanic III	8	586,273	8	607,557
Auto Mechanic IV (S-3)	2	159,088	2	163,622
Auto Mechanic IV (S-5)	1	84,336	1	86,739
Auto Parts Clerk	1	73,846	1	75,951
DEPARTMENT TOTALS:	14	1,040,391	14	1,074,617

Town of Huntington
2014 Full Time Salaries Schedule

Position/Title	2013		2014	
	FTE	Budget	FTE	Budget
<u>DB - 5142 HIGHWAY SNOW</u>				
Snow Removal		500,000		500,000
DEPARTMENT TOTALS:	0	500,000	0	500,000
FUND TOTALS:	147	10,311,302	147	10,609,233
<u>SL - 5182 TOWN WIDE STREET LIGHTING</u>				
Town Director of Street Lighting	1	114,550	1	117,701
Dispatcher	1	65,681	1	67,553
Head Clerk	1	76,442	1	78,545
Maintenance Mechanic III	1	76,622	1	78,806
Maintenance Mechanic III (STL)	4	291,870	4	306,863
Maintenance Mechanic IV	1	79,544	1	81,811
DEPARTMENT TOTALS:	9	704,709	9	731,279
FUND TOTALS:	9	704,709	9	731,279
<u>SR - 8158 CONSOLIDATED REFUSE</u>				
Auto Mechanic III	3	229,866	3	236,418
Auto Mechanic IV (S-5)	1	84,336	1	86,739
Dispatcher	1	65,681	1	67,553
HEO II - Grade 12	15	1,067,025	15	1,097,445
Laborer (Refuse)	25	1,607,018	25	1,664,981
Sanitation Site Crew Leader II	1	79,544	1	81,811
Sanitation Supervisor	1	93,728	1	96,399
Senior Clerk Typist	1	43,272	1	44,462
DEPARTMENT TOTALS:	48	3,270,470	48	3,375,808
FUND TOTALS:	48	3,270,470	48	3,375,808

Town of Huntington
2014 Full Time Salaries Schedule

Position/Title	2013		2014	
	FTE	Budget	FTE	Budget
<u>SS1 - 8131 SEWER DISTRICT</u>				
Auto Mechanic III	1	76,622	1	78,806
Dispatcher	1	48,298	1	54,881
HEO II - Grade 12	4	272,942	4	290,630
Maintenance Mechanic	1	76,622	1	78,806
Maintenance Mechanic II (12)	2	142,270	2	146,326
Maintenance Mechanic IV	1	79,301	1	81,561
Maintenance Mechanic V	1	84,336	1	86,739
Senior Waste Water Treatment Operator	1	84,336	1	86,739
Waste Water Treatment Plant Operator	6	449,017	6	472,836
DEPARTMENT TOTALS:	18	1,313,744	18	1,377,324
FUND TOTALS:	18	1,313,744	18	1,377,324
<u>SS3 - 8133 SEWER TREATMENT PLANT</u>				
Maintenance Mechanic III	2	150,468	2	154,757
DEPARTMENT TOTALS:	2	150,468	2	154,757
FUND TOTALS:	2	150,468	2	154,757
<u>SW1 - 8321 DIX HILLS WATER</u>				
Auto Equipment Operator	2	78,424	2	84,857
Clerk Typist	2	75,409	2	77,482
Executive Assistant to the Director	1	75,251	1	77,396
Maintenance Mechanic II (12)	2	142,270	2	146,326
Maintenance Mechanic IV	1	79,301	1	81,561
Senior Water Treatment Plant Operator	1	93,728	1	96,399
Water District Maintenance Crew Leader	1	84,336	1	86,739
Water Meter Reader	1	65,681	1	67,553
Water Treatment Plant Operator	3	229,866	3	236,418
DEPARTMENT TOTALS:	14	924,266	14	954,731
FUND TOTALS:	14	924,266	14	954,731
GRAND TOTAL	702	48,489,984	699	49,890,235

Debt Information



Town of Huntington Debt Information

Authorized Debt

The Town of Huntington takes a planned and programmed approach to the management of its outstanding debt. General Obligation Bonds are issued to finance capital improvements or capital assets and will not be issued to finance current operations or normal maintenance. Effectively managing debt preserves the Town's credit rating, provides flexibility in current and future operating budgets and provides funding for long-term assets that maintain and improve quality of life.

The Town's Debt Policy may be found in the "Financial Policies" section of this document. The Town has the authority to issue debt in all taxing districts and is backed by the full faith and credit of the Town.

Debt must be kept within 7% of the average full valuation of taxable real estate within the Town as prescribed by Local Finance Law §104. Debt Service is limited to 15% of the aggregate budgetary appropriations.

<u>Year Ended December 31,</u>	<u>Net Assessed Valuation</u>	<u>State Equalization Rate</u>	<u>Full Valuation</u>
2012	\$ 331,665,948	0.88%	\$ 37,689,312,272
2011	\$ 334,313,198	0.88%	\$ 37,990,136,136
2010	\$ 336,722,881	0.82%	\$ 41,063,765,976
2009	\$ 337,879,941	0.76%	\$ 44,457,886,974
2008	\$ 338,964,210	0.77%	\$ 44,021,325,974
Total Five Year Full Valuation			<u>\$205,222,427,332</u>
Five Year Average Full Valuation of Taxable Real Property			<u>\$ 41,044,485,466</u>
Constitutional Debt Limit (7% of Average Full Valuation)			<u>\$ 2,873,113,983</u>
Outstanding Indebtedness at December 31st			\$ 112,540,000
Less: Water Bonds			<u>22,522,082</u>
Net Indebtedness Subject to Debt Limit			<u>\$ 90,017,918</u>
Net Debt Contracting Margin			<u>\$ 2,783,096,065</u>
Percentage of Net Debt Contracting Margin Available			96.87%
Percentage of Net Debt Contracting Power Exhausted			3.13%

Town of Huntington Debt Information

Debt Service Forecast

The annual debt service requirements to maturity for the Town's general obligation bonds are as follows:

<u>Years Ending</u>	<u>Principal</u>	<u>Interest</u>	<u>Total</u>
2014	11,007,428	3,037,145	14,044,573
2015	10,416,635	2,654,945	13,071,580
2016	9,614,700	2,279,294	11,893,994
2017	8,289,298	1,958,160	10,247,458
2018-2022	33,911,710	5,620,297	39,532,007
2023-2028	13,503,325	1,115,273	14,618,598
Totals	\$ 86,743,096	\$ 16,665,114	\$ 103,408,210

<u>Fund</u>	<u>Balance 1/1/2013</u>	<u>Issued</u>	<u>Redeemed</u>	<u>Balance 12/31/2013</u>
General Fund	28,730,689	1,550,000	3,285,147	26,995,542
Town Outside Villages	1,370,896	200,000	94,334	1,476,562
Highway Fund	48,067,157	4,600,000	5,870,863	46,796,294
Sewer Districts	5,720,546	80,000	636,729	5,163,817
Street Lighting District	83,570	-	7,909	75,661
Refuse and Garbage District	1,714,157	-	132,324	1,581,833
Water District	4,330,903	1,000,000	677,516	4,653,387
Total General Obligation Bonds	90,017,918	7,430,000	10,704,822	86,743,096

Debt Service Capacity Calculations

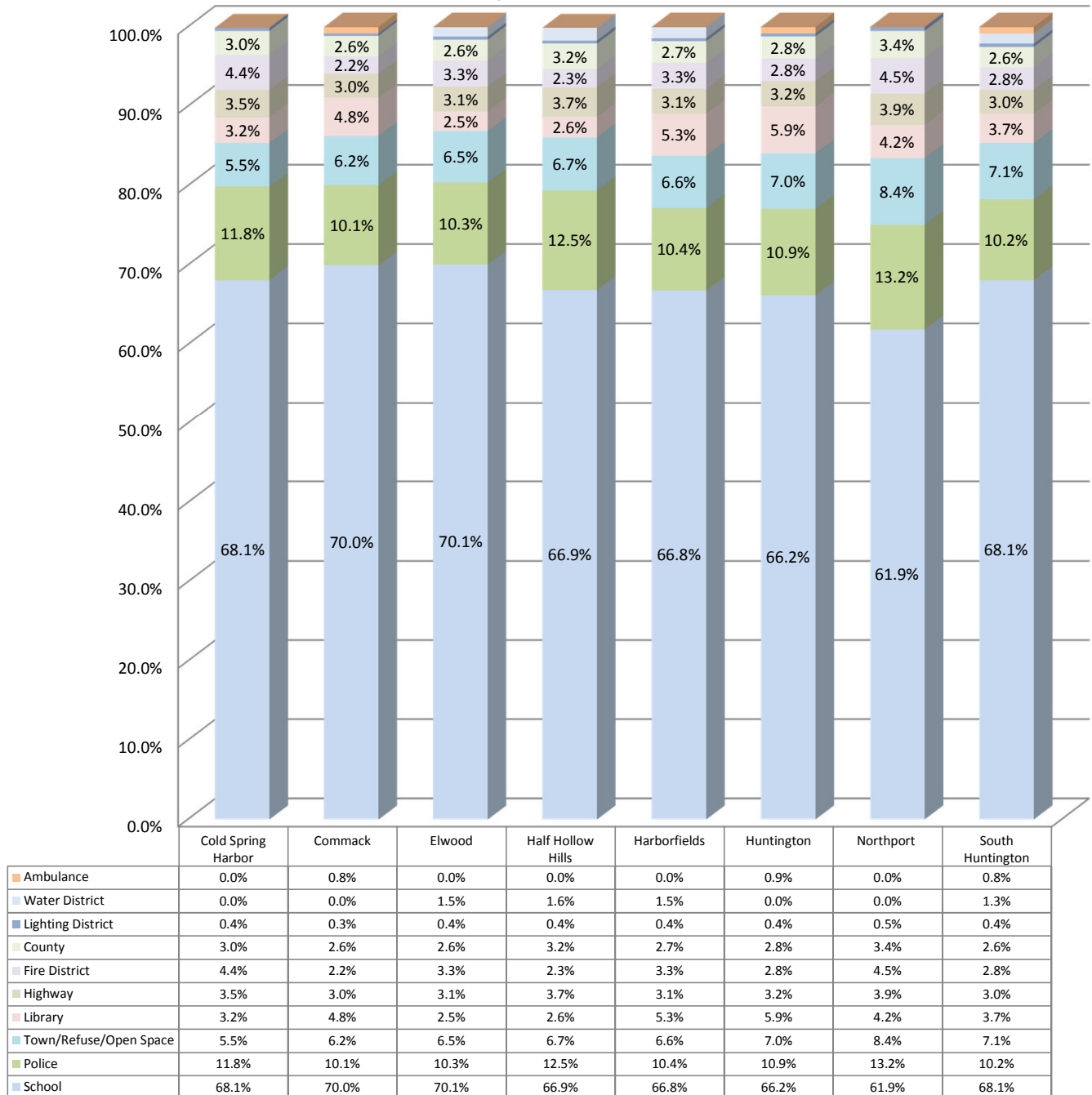
Debt Service in each fund cannot exceed 15% of the appropriations. The debt service in compliance with the Town's Debt Policy as follows:

<u>Fund</u>	<u>2014 Appropriations</u>	<u>2014 Budgeted Debt Service</u>
General	94,976,772	4,047,486
Highway	34,553,359	7,792,742
Consolidated Refuse	24,846,480	176,356
Part Town	10,241,693	139,795
Business Improvement District	186,505	-
Fire Protection	1,539,886	-
Street Lighting	4,000,543	11,229
Ambulance Districts	2,986,073	-
Sewer District	6,581,648	852,434
Water District	5,340,837	917,438
Total	185,253,796	13,937,480
Debt Service % of Appropriation		7.5%

Distribution of Taxes by School Districts



Distribution of Taxes by School District - 2012/2013



Financial Policies



Town of Huntington

Financial Policies

The Town of Huntington's financial policies below set forth the basic framework for the overall fiscal management of the Town. Budgets are adopted and financial statements are issued on the basis of generally accepted accounting principles (GAAP). These policies provide guidelines for sound financial management and establishes clear parameters for the operation of government that are reviewed annually. The Town complies with all Federal, State and Local laws and regulations for financial management and such laws have been incorporated into the Town's policies.

Fund Balance and Reserve Policy

1. Purpose

This policy establishes guidelines to maintain the General Fund unreserved, undesignated fund balance at a level sufficient to provide the required resources to meet unforeseen operating cost needs and to absorb fluctuations of revenue sources. Fund Balance is defined as the difference between a fund's assets and liabilities and is necessary for expenses related to emergencies, unexpected events and to enhance the Town's financial position and bond ratings. The financial community, and especially the credit rating agencies, attaches considerable importance to adequate fund balances and policies to monitor and manage those fund balances.

Town Law §107(1) permits municipalities to retain up to a reasonable amount of any remaining estimated unappropriated unreserved fund balance for each fund, consistent with prudent budgeting practices, necessary to ensure the orderly operation of it's government and the continued provision of services.

The New York State Comptroller and the Government Finance Officer's Association ("GFOA") and the major credit rating agencies all recommend that governments adopt and adhere to a fund balance policy.

2. Policy

The Town Board will make all reasonable efforts to maintain an unreserved, undesignated fund balance in the General Fund at the end of each fiscal year equal to 10% of its total operating budget. Ten percent is prudent, reasonable and adequate to provide sufficient cash flow to offset certain volatile revenues and expenses and unexpected capital needs. The calculation will be based on the General Fund's Annual Operating Expenses exclusive of the Open Space Budgeted Expenditures.

The Town Board may, by resolution, appropriate funds from the fund balance that would result in reducing the balance below 10% for emergencies or other requirements that the Town Board believes is in the best interest of the Town. Subsequent to such appropriation, the Town would immediately begin the process of reducing expenditures or raising revenues in order to restore the unreserved fund balance to 10%. Such unreserved fund balance will be exclusive of any reserve funds maintained by the Town.

Undesignated, unreserved fund balance above 10% may be appropriated for the following purposes such as:

- A. Stabilizing subsequent year's property taxes.
- B. One-time capital expenditures.
- C. Emergencies caused by natural occurrences such as hurricanes or blizzards.
- D. Unforeseen operating expenditures.

The Town of Huntington has established a number of formal reserve funds for a variety of purposes pursuant to New York State General Municipal Law §6 ("GML"). The Town has established the following operating reserve accounts by Town Board resolution: Employee Benefit Reserve, Pension Contribution Reserve, Debt Reserve, Snow & Ice Reserve and a Judgment & Claims Reserve. These reserve funds can be utilized to smooth out future expense increases. The Town Board has established the following capital reserve accounts by resolution: Parks & Recreation Reserve, Technology Replacement Reserve and a Miscellaneous Capital Reserve that will be utilized for capital purchases.

Town Board Resolution pursuant to GML must establish all reserve accounts and Town Board resolutions are required to spend money from these reserve accounts.

3. Procedures

The Department of Audit & Control will be responsible for reviewing, monitoring and projecting fund balances and reserves on a regular basis throughout the year. Fund Balance and reserve projections will be revised and reported on each Tri-Sectional report issued during the year.

Budget Policy

1. Purpose

This policy establishes guidelines to develop, prepare and maintain the Town's annual budget and to promote sound fiscal planning based on comprehensive historical and current economic data.

2. Policy

A. Balanced Budget

The Town shall prepare an itemized annual operating budget for each fund. The annual operating budget will be balanced with current revenues equal to or greater than current expenditures. In any fund in which expenditures exceed revenue, fund balance and reserve balances may be used to meet shortfalls to the extent available. The annual operating budget process and format shall be performance based and focused on goals, objectives and performance indicators.

In accordance with Section 106 of Town Law, a preliminary budget must be submitted to the Town Clerk on or before September 30th of each year. The content of the preliminary budget shall be in the format prescribed by the State Comptroller in accordance with Section 107 of Town Law. The Town Board adopts an annual budget for each fund based on budget requests submitted by each Department Director who have accurately identified and justified their fiscal needs as part of the annual budget process. A notice of hearing that states the time and date where the public hearing will be held, the purpose thereof must be posted no later than five days before the day of the hearing. The budget must be adopted by resolution of the Town Board no later than November 20th of each year.

B. Operating Budget Transfers

Budget transfers are a useful and necessary management tool that permits reallocation of funds within the budget in order to respond to changing circumstances, unanticipated needs and price increases.

Department Directors are authorized to request the Comptroller to transfer operating budget appropriations from one line item to another within the same fund.

Department Directors are not authorized to request transfers from full-time salaries, part-time salaries, benefits, or utilities.

The Comptroller, after reviewing the necessity of the transfer and will insure the funds are available, is authorized to complete transfers in the operating budget of up to \$5,000 from one line item to another.

Town Board approval is required for transfers of \$5,000 or more in the operating budget except for year-end transfers that are required to close the Town's accounting records. Year-end transfers require the Comptroller's electronic approval.

C. Capital Budget Transfers

Department Directors are authorized to request the Comptroller to transfer Capital Budget appropriations from one object code to another for the same project.

The Comptroller, after reviewing the necessity of each transfer and that the funds are available, is authorized to complete transfers from one object code to another for the same project or purpose.

The Comptroller is authorized to transfer up to \$20,000 of remaining Capital Budget appropriations for completed projects funded with the Town's reserves to other projects requiring funding. Remaining balances will be returned to the original funding source.

Any portion of bond proceeds, inclusive of premiums, that is not expended for the purpose for which the bond was issued must be applied only to the payment of the principal and interest on such obligations respectively and cannot be transferred to a different project in accordance with Section 165.00 of the Local Finance Law.

D. Budget Amendments

Amendments to the Town's adopted operating budget require an approval by Town Board resolution and the Comptroller's electronic approval.

E. Personal Services Budget

The Comptroller will eliminate all full-time positions from the adopted budget when vacated and transfer budget balances created by such vacancies to the general contingency account for each fund. Part time positions will not be transferred to contingency and do not require reinstatement.

An approval by Town Board resolution amending the operational budget is required to reinstate vacant positions, to abolish, create and upgrade positions.

3. Procedures

A. Budget Development Calendar

Annual budget preparation for the ensuing fiscal year is performed in accordance with Section 106 of Town Law as follows:

<u>Months</u>	<u>Action</u>
January to April	<ul style="list-style-type: none">• Comptroller closes the books on the prior fiscal year
May	<ul style="list-style-type: none">• Issuance of Comprehensive Annual Financial Report (CAFR)• Submit CAFR to GFOA
June	<ul style="list-style-type: none">• Budget preparation for the ensuing fiscal year begins• Budget materials distributed to Town Departments
July to August	<ul style="list-style-type: none">• Town Departments budget submissions are evaluated• Supervisor and Comptroller review budget submissions with the Department Heads.
September	<ul style="list-style-type: none">• Town Supervisor submits Preliminary Budget to the Town Board and files with the Town Clerk no later than September 20th
October	<ul style="list-style-type: none">• Town Board holds public hearings and reviews preliminary budget for ensuing fiscal year
November	<ul style="list-style-type: none">• Town Board adopts budget for ensuing year no later than November 20

B. Budget Transfer Requests

For internal control purposes, budget transfers of \$5,000 or less require the following approval process:

All transfer requests must be entered electronically into the accounting software by the requester. Department Director or Assistant Department Director must approve the transfer by releasing the transfer electronically.

The Comptroller or the Deputy Comptroller must approve each transfer by releasing the transfer electronically.

Budget transfer requests of more than \$5,000 require an approved Town Board resolution:

1. Department Directors must submit a draft resolution and sponsor's memo for budget transfers of more than \$5,000 to the Comptroller for fiscal review and to the Supervisor's office for inclusion on the Town Board Agenda.
2. Upon Town Board approval, the Comptroller's office will enter the transfer electronically, release and post it in accordance with the approved resolution.

C. Personal Services Budget

Full time positions require an approved Town Board resolution:

1. Department Directors must submit a request to reinstate, abolish and create positions within their department to the Comptroller's Office.
2. The Comptroller will submit a draft resolution to the Supervisor's Office for inclusion on the Town Board Agenda for each full time position to be reinstated, abolished or created.
3. Upon Town Board approval, the Department Director may submit an Employee Action Form (EAF) to the Comptroller.
4. The approved EAF will be submitted to the Supervisor's Office for final approval.
5. The Supervisor will submit the approved EAF to Personnel for processing.

D. Post Budget Adoption Monitoring

Department Directors are responsible for effectively monitoring their operations to ensure that actual results meet budget expectations. Department Directors should immediately take all necessary actions to address and remedy negative budget variances, including requesting budget transfers.

The Comptroller's office will meet with all Department Heads and perform a comprehensive review of the budget on a quarterly basis.

Tri-Sectional Budget reports are issued by the Comptroller's Office quarterly reporting variances to the adopted budget.

Investment Policy

1. Purpose

This policy establishes guidelines for investing, monitoring and reporting Town of Huntington funds while maximizing the return on the taxpayer dollar being entrusted to its care. This policy applies to all moneys and other financial resources available for investment on its own behalf or on behalf of any other entity associated with the Town which it has oversight authority. The basic objectives of this policy is to conform investments to all applicable federal, state and other legal requirements, schedule investments to meet the Town's cash requirements, timely deposit of funds, invest surplus funds to maximize returns as allowed by law and minimize risk.

Authority

The Town Supervisor (Chief Fiscal Officer) has delegated responsibility for administration of the investment program to the Director of Audit and Control/Comptroller who has established procedures for the operation of the investment program consistent with this policy. Such procedures include a strict internal control structure to provide a satisfactory level of accountability based on records incorporating description and amounts of investments, transaction dates, and other relevant information, and to regulate the activities of subordinate employees.

The primary State statutes that establish the legal authority governing the deposit and investment of public monies are:

General Municipal Law:

- §10 – Deposits of Money
- §11 – Temporary Investments
- §39 – Investment Policies for Local Governments
- Art. 5G – Municipal Cooperation

Banking Law:

- §107-a – Security for Public Deposits

2. Policy

Investment Types:

Pursuant to General Municipal Law §11, the Town of Huntington is authorized to invest monies not required for immediate expenditure for terms not to exceed its projected cash flow needs limited to the following types of investments:

- A. Time deposit accounts (NOW and Money Market) that are fully collateralized in a bank authorized by the Town Board to do business with the Town.
- B. Certificates of Deposit that are fully collateralized and issued by a bank authorized by the Town Board to do business with the Town.
- C. Obligations of the United States of America
- D. Obligations of the State of New York
- E. Obligations guaranteed by agencies of the United States of America where the payment of principal and interest are guaranteed by the United States of America
- F. Repurchase agreements are authorized subject to the following restrictions:
 - 1. All repurchase agreements must be subject to a Master Repurchase Agreement.
 - 2. Trading partners are limited to banks or trust companies authorized to do business in New York State and primary reporting dealers.
 - 3. Obligations are limited to obligations of the United States of America and obligations of agencies of the United States of America where principal and interest are guaranteed by the United States of America.
 - 4. No substitution of securities will be allowed.
 - 5. The custodian shall be a party other than the trading partner.

All investments shall be redeemable at the option of the Town of Huntington within such times as the proceeds will be needed to meet expenditures for purposes that the monies were provided and, in the case of obligations purchased with the proceeds of serial bonds or notes, shall be payable or redeemable at the option of the Town of Huntington within two years of the date of purchase.

Diversification:

It is the policy of the Town of Huntington to diversify its deposits and investments by financial institution when appropriate, by investment instrument and by maturity scheduling in the best interest of the Town.

Arbitrage and Derivatives:

The Town cannot issue bonds to borrow at a low interest rate and invest at a higher interest rate. The Town will comply with the New York State Comptroller's position that borrowing for the sole

purpose of investing is contrary to public policy and an abuse of the tax-exempt feature of local government borrowings.

The Town of Huntington does not and will not engage in the use of any derivative products.

Internal Controls:

The Town of Huntington has established and maintains an internal control structure to provide reasonable but not absolute assurance that all deposits and investments are safeguarded against loss. These transactions are executed in accordance with management's authorization and recorded properly and are managed in compliance with applicable laws and regulations.

Designation of Depositories:

Authorized financial institutions and the appropriate limits that can be made with each financial institution must be approved by a Town Board resolution. All financial institutions must be authorized to do business within the State of New York. All financial institutions with which the Town of Huntington conducts business must be credit worthy.

All banks doing business with the Town do so on a free service charge basis (except for paying agent fees for debt service). In addition, the Town uses an electronic cash management system to wire monies to various town accounts and to make payments. These wires are free of service charges and meet the State's objective of minimizing service charges.

All banks doing business with the Town must collateralize all amounts held by them in excess of the Federal Deposit Insurance Act (FDIC) amount.

Collateralizing of Deposits:

In accordance with General Municipal Law §10 all deposits of the Town of Huntington, including certificates of deposit, in excess of the amount insured under the provision of the Federal Deposit Insurance Act shall be secured:

- A. As provided by GML §10, a pledge of "eligible securities having in the aggregate a market value at least equal to the aggregate amount of public deposits" from the categories designated as follows:
 1. Obligations issued, or fully insured or guaranteed as to the payment of principal and interest, by the United States of America, an agency thereof or a United States government sponsored corporation.
 2. Obligations partially insured or guaranteed by any agency of the United States of America, at a proportion of the Market Value of the obligation that represents the amount of the insurance or guaranty.
 3. Obligations issued or fully insured or guaranteed by the State of New York, obligations issued by a municipal corporation, school district or district corporation of New York or obligations of any public benefit corporation, which under a specific State statute may be accepted as security for a deposit of public monies.
 4. Obligations issued by states other than New York of the United States rated in one of the three highest rating categories by at least one nationally recognized statistical rating organization.
 5. Eligible surety bond payable to the Town of Huntington executed by an insurance company authorized to do business in New York State, whose claims paying ability

is rated in the highest rating category by at least two nationally recognized statistical rating organizations.

6. Commercial paper and/or bankers acceptances issued by a bank (other than the bank with which the money is deposited) rated in the highest short-term category by at least one nationally recognized statistical rating organization and having maturities of not longer than sixty days from the date they are pledged.
- B. Irrevocable letter of credit in the amount of 140% of the aggregate total of deposits issued in favor of the local government by a bank whose commercial paper/unsecured short-term debt is rated in one of the three highest rating categories by at least one nationally recognized statistical rating organization.
- C. Irrevocable letter of credit in the amount of 100% of the aggregate total of public deposits issued in favor of the local government by a Federal Home Loan Bank whose commercial paper/unsecured short-term debt is rated in one of the three highest rating categories by at least one nationally recognized statistical rating organization.

Eligible securities used for collateralizing deposits shall be held by the depository and/or a third party bank or trust subject to security and custodial agreements. The security agreement shall provide that the eligible securities are being pledged to secure Town of Huntington deposits and state any agreed upon interest or costs. It shall also provide the conditions under which the securities may be sold, presented for payment, substituted or released and the events that will enable the local government to exercise its rights against the pledged securities.

Collateral is monitored by the Comptroller's Office, a division of the Department of Audit and Control.

3. Procedures

The Director of Audit & Control/Comptroller is responsible for evaluating the financial position and maintaining a list of proposed depositories, trading partners and custodians. Banks shall provide their most recent Consolidated Report of Condition (Call Report) at the request of the Town of Huntington. Security dealers not affiliated with the bank shall be required to be classified as reporting dealers affiliated with the New York Federal Reserve Bank, as a primary broker-dealers. Such listing shall be evaluated on an ongoing basis.

Cash Flow:

All bank balances are confirmed daily and a bank balance schedule is prepared showing both the balances in depositories and investments currently held, with their respective maturity dates.

The bank balance schedule is then expanded into a cash flow projection schedule. The balances are used as a guide to which anticipated revenues are added and expected disbursements are subtracted.

Unanticipated revenues or disbursements affect investments and the balances are adjusted accordingly. Additional input may be solicited from various departments with direct knowledge of particular revenues and disbursements as seasonal revenues and disbursements must be considered to maximize the Town's investments.

Available balances are used as the fiscal year draws to a close, a sufficient level of cash in money market or "NOW" checking accounts must be maintained to meet the operating needs of the Town.

Purchase of Investments:

The Director of Audit & Control/Comptroller is authorized to contract for the purchase of investments and an investment schedule is maintained on a weekly basis and reconciled to investment statements:

- A. Directly, including through a repurchase agreement, from an authorized trading partner.
- B. By participating in a cooperative investment program with another authorized governmental entity pursuant to Article 5G of the General Municipal Law where such program meets all the requirements set forth in the Office of the State Comptroller Opinion No. 88-46 and the specific program has been authorized by the governing board.
- C. By utilizing an ongoing investment program with an authorized trading partner pursuant to a contract authorized by the governing board.

Certificate of Deposit:

When CD's are purchased, a determination is made regarding the amount and the length of time for which the investment will be made.

In order to determine current market rates, rate quotations are obtained from at least three banks authorized to do business with the Town of Huntington.

Funds are generally invested with the bank paying the highest rate of interest, providing that there is sufficient collateral pledged to cover the investment.

A bid sheet is prepared containing the total amount of the investment as well as the individual component parts. A bank can bid on either the total or on any combination of pieces. The bid sheet states the issue date, maturity date, number of days until maturity and date and time the bid is to be received. The banks being canvassed are checked off and the person making the bid for the bank is noted.

Bids received are entered on the bid sheet exactly as received and the winning bid is highlighted.

The bank to which the CD is being awarded is called to confirm the bid. Information as to their cover or spread and other bids are given verbally. All other participants in the bid are then called with the results. A follow up copy of the bid sheet is sent to each participant in the bidding process.

Electronically transmitted wire transfers are used to transfer money to the winning bank. This is done on a fee-waived basis and confirmed in writing to both the bank transferring the money and the bank receiving the wire transfer.

While principal is rolled over from one investment to the next, interest is always returned on the maturity date to the fund investing the money based on its percentage of participation.

Journal entries are set up to record any adjustments to the temporary investment account resulting from the CD transaction and verified.

Upon maturity or roll over, principal and interest is returned to the originating fund. Follow up debit and credit memos are attached to the CD bid sheet and filed.

Repurchase Agreements:

A repurchase agreement (REPO) is a transaction in which a local government purchases authorized securities from a trading partner. Simultaneously the local government agrees to resell and the trading partner agrees to repurchase the securities at a future date. The Town of Huntington agrees upon prices and dates for the sale and resale at the time of the initial purchase. The securities purchased under a repurchase agreement are limited to federal securities authorized by General Municipal Law § 11. The purchase price shall be the present market value plus any accrued interest not reflected in the market value of the securities as opposed to the face value. The Town of Huntington will only invest in repurchase agreements to buy and sell securities and shall not be the Town's main investment.

A repurchase agreement shall comply with the following requirements:

- A. The securities, unless registered or inscribed in the name of the Town of Huntington, are purchased through banks or trust companies authorized to do business in the State of New York.
- B. After ascertaining which bank will give the most favorable rate of interest, directs the custodial bank to purchase specified securities from a designated institution. The custodial bank is the bank or trust company that acts for the Town of Huntington in connection with repurchase agreements involving the investment of funds by the Town of Huntington. The custodial bank shall not be the seller of securities to the Town of Huntington.
- C. A custodial bank must be a member of the Federal Reserve Bank or maintain accounts with member banks. Usually, U.S. government securities are maintained in book-entry form in the computer system of one of the Federal Reserve Banks. All transfers of book-entry securities must be accomplished on a Reserve Bank computer record through a member of the Federal Reserve System. These securities must be credited to the Town of Huntington on the records of the custodial bank and the transaction must be confirmed in writing to the Town of Huntington by the custodial bank.
- D. Trading partners are limited to banks or trust companies authorized to do business in New York State or to registered primary reporting dealers.
- E. The Town of Huntington must have a written master repurchase agreement that outlines the basic responsibilities and liabilities of the Town of Huntington (buyer), seller and custodial bank.
- F. Agreements may be made for short periods of time, generally 1 to 14 days, and not exceed 30 days. Other more appropriate investments will be used for longer periods.
- G. Specific guidelines regarding margin maintenance have been established. Generally, the Town of Huntington will require a 1% - 2% margin requirement, meaning the security will have collateralization of 101% - 102% or more.
- H. The custodial bank then takes delivery of and maintains the securities in its custody for the account of the Town of Huntington and confirms the transaction in writing.

- I. The custodial bank shall take possession of the securities exclusively for the local government; that the securities are free of any claims against the trading partner; and any claims by the custodian are subordinate to the Town of Huntington's claim to rights to those securities.
- J. The obligations purchased by the Town of Huntington may only be sold or presented for redemption or payment by the fiscal agent bank or trust company holding the obligations upon the written instruction of the Town of Huntington.
- K. No substitution of securities is allowed.

Debt Management Policy

1. Purpose

This policy establishes the parameters for issuing debt as a low cost source of capital while striving to minimize the Town's debt service and issuance costs. Defining debt limits, retaining the highest practical credit rating, meeting or exceeding all financial disclosure and reporting requirements are guidelines set forth in this policy. This policy applies to all general obligation debt issued by the Town of Huntington, debt guaranteed by the Town, and any other forms of obligation of indebtedness. Adherence to a debt management policy helps to ensure that government maintains a sound debt position and that credit quality is protected.

2. Policy

Debt will be issued to finance significant capital construction and renovation projects, land and building acquisitions and capitalizable equipment purchases when pay-as-you-go options such as capital grants, contributions from other governments or reserve and fund balances are not available or sufficient. Debt issuance will not be used to finance current operations or normal maintenance.

The Town of Huntington will manage its debt and sustain its financial position in order to seek and maintain the highest credit ratings possible for all categories of short- and long-term General Obligation debt that can be achieved without compromising delivery of basic Town services and achievement of Town policy objectives.

In addition to long-term debt obligations, short-term obligations (such as bond anticipation notes) may be issued to finance projects or portions of projects or to provide interim financing for projects for which the Town may ultimately intend to issue long-term debt.

Debt will be structured as follows:

- A. Net cost to the Town will be minimized given market conditions and the urgency of the capital project.
- B. Debt will be issued for the shortest period consistent with a fair allocation of costs to current and future beneficiaries or users.
- C. Debt will not be issued for periods exceeding the useful life or average useful lives of the project or projects to be financed, pursuant to applicable law and as recommended by the Town's Bond Counsel and Financial Advisor.
- D. Outstanding debt must be kept within the limits prescribed by Local Finance Law Section 104 (7% of average full valuation of taxable real estate) and at levels consistent

with its creditworthiness objectives. Currently full valuation is approximately \$42.2 billion. This allows for total bonded debt of \$3.0 billion.

- E. Debt service expenditures will be limited and supported by local real property taxes to no more than 15% of the aggregate budgetary appropriations in any given year in order to maintain appropriate budgetary controls and to prevent imposing excessive burdens on taxpayers of the Town.
- F. Payment of overall debt service will be budgeted and paid when due in order to maintain the highest possible credit rating to the extent possible.
- G. Annual capital debt will be issued through a competitive bidding process in order to achieve the lowest cost and most favorable terms given the financial structure and market conditions. Bond refinancing and/or revenue debt is not subject to the competitive bidding process.
- H. Debt will be issued in the best interest of the Town and its citizens, ensuring that actions within the Town Board's control are prudent and beneficial.

Use of Bond and Note Proceeds

Bond and note proceeds shall be used only for the purpose for which the bonds were authorized by the Town Board, pursuant to the applicable bond resolution. All bond-financed projects will be reviewed continuously for compliance with applicable laws regarding use of proceeds, including provisions of the Internal Revenue Code of 1986, as amended, and the Regulations promulgated thereunder (the "Code") relating to the private use of bond-financed facilities.

Arbitrage Rebate

The Town will comply with all arbitrage rebate requirements as established by the Code. Arbitrage will be calculated at the end of each applicable period, pursuant to the Code and any arbitrage interest earned on the investment of bond or installment purchase proceeds will be reserved to any tax, interest or penalties due. Any such tax, interest, penalties or other amounts due shall be paid in accordance with applicable provisions of the Code and the advice of the Town's Bond Counsel.

3. Procedures

Debt Issuance Approval

To enhance creditworthiness and provide prudent financial planning, the Town Board will adopt a five-year Capital Budget annually. Significant capital projects that do not have sufficient funding will be funded through the issuance of debt.

Certain bond resolutions (e.g., under current law, those providing for a maximum maturity in excess of five years) are subject to a permissive referendum. Bond resolutions authorizing the issuance of debt to finance improvements for Special Districts are subject to a public hearing and other proceedings under existing provisions of the Town Law and such Special District bond resolutions are not subject to a permissive referendum. Certain bond resolutions may be subjected to a mandatory referendum on the Town Board's motion, under existing law. In general, bond resolutions must be adopted by at least a two-thirds majority vote of the entire membership of the Town Board (regardless of any temporary vacancies on the Town Board). However, for bond resolutions subject to a mandatory referendum, a three-fifths majority vote is sufficient.

Debt Issuance:

The Town will retain an external financial advisor selected by the Town Board who will issue the official statements, provide financial guidance and conduct the competitive bid process. The utilization of the financial advisor for particular bond sale will be at the discretion of the Town Board on a case-by-case basis and pursuant to the financial advisory services contract. The selection process for financial advisors will require comprehensive municipal debt experience, experience with diverse financial structuring requirements and pricing of municipal securities.

The Town will seek the highest rating possible from at least one rating agency for each debt issue in accordance with the financial advisor's recommendations. In order to achieve the highest rating possible, the Town will provide complete and accurate financial information to rating agencies, institutional and individual investors. The Town will meet secondary disclosure requirements on a timely and comprehensive basis.

The Town will retain external bond counsel for all debt issues. All debt issued by the Town will include a written opinion by bond counsel affirming that the Town is authorized to issue the debt, stating that the Town has met all state constitutional and statutory requirements necessary for issuance, and determining the debt's federal income tax status. Bond counsel will be selected by the Town Board and shall coordinate efforts with the Town Comptroller for the preparation of bond authorizations.

Capital Asset Policy

1. Purpose

This policy establishes guidelines to capitalize and depreciate long-term assets in compliance with Government Accounting Standards Board (GASB) Statement No. 34 and GAAFR (Government Accounting, Auditing and Financial Reporting). The recording of capital assets is required to provide control of and accountability of capital assets, provide a record for insurance valuation and to provide a basis for a capital replacement plan.

2. Policy

Capital assets are inventoried, safeguarded, maintained, and controlled. A Capital Asset is an asset that has an initial life extending beyond one reporting period. Capital assets of \$5,000 or more will be depreciated over the useful life of the asset and those between \$500 and \$5,000 will be expensed but recorded in the inventory system. All Capital Assets must be tagged to facilitate the tracking of all assets. The Comptroller maintains accountability over all tangible asset records and such records will be verified by a physical inventory by each department once a year.

3. Procedures

A. Internal Controls

1. Capital asset responsibilities must be distributed among several positions to maintain and control assets. Each department must have procedures in place to adequately safeguard assets from loss, waste or misuse.
2. The Town Comptroller has the custodial and supervisory duties of the capital asset system and designates one staff member in Audit and Control as the Capital Asset Manager. The Capital Asset Manager receives all invoices for the purchase of capital

assets and creates an asset in the inventory system. An asset tag is assigned and recorded in the inventory system. The tags are sent to the department who purchased and/or received the asset. The receiving department affixes the tag to the asset.

3. Each department will receive a list of their current inventory and will be required to confirm the list to their physical assets annually and provide any changes to the Internal Auditor. The Internal Auditor will perform periodic physical inventories and will resolve any discrepancies.

B. Asset Valuation

1. Capital assets- including infrastructure are reported at historical cost or fair market value on the date of donation, including ancillary charges to place the asset in its intended location, installation and capitalized interest, net of depreciation. If the cost is not available, an estimate may be used to record the capital asset. All costs should be documented, including methods and sources used to establish estimated costs.
2. Self-constructed Assets- All direct costs including Town labor associated with the construction project that meets the capitalization criteria of over \$5,000 is included in the cost of the asset.
3. Donated Assets- Assets acquired by gift, donation or payment of a nominal sum not reflective of the asset's market value shall be assigned cost equal to the fair market value at the time of acquisition. Fair market value represents the price actually given in current market dealings.
4. Asset System – Many assets consist of multiple components that make up the asset. This is particularly true for Personal Computer systems. The Town of Huntington has decided to value all Personal Computers as a system (CPU plus monitor). A system has the following characteristics:
 - a. Consists of multiple property sub-units which function together as a single unit.
 - b. Individual sub-unit costs are generally not significant in comparison to the total cost of the entire system.
 - c. Normally, individual sub-units would not meet the capitalization criteria. The grouping as a whole, however, qualifies as a Controlled Asset (\$500 acquisition cost).
 - d. When a sub-unit is replaced, it generally does not extend the life of the larger asset. Therefore, replacement would generally be treated as maintenance expense.
 - e. Each sub-unit is integrated and configured in such a way as to make identification of individual components difficult. Therefore, it is impractical to tag, track, and inventory each sub-unit.

C. Asset Classification

There are three types of capital assets that are maintained in the Town's asset inventory system:

1. Depreciable Capital Assets- Capital assets that benefits more than one fiscal period with a cost of \$5,000 or greater.
2. Non-Depreciable Capital Assets- Capital assets that benefit more than one fiscal period with a cost of more than \$500 but less than \$5,000. Land is considered a non-depreciable capital asset at any cost.
3. Depreciable Intangible Capital Assets- Identifiable assets that cannot be seen, touched or physically present that benefits more than one fiscal period with a cost of \$5,000 or greater such as computer software, patents or copyrights.

Capital assets are classified in one of the following categories:

1. Land- Expenditures for the contracted cost of the land purchase and related expenses such as closing costs, broker's commission, legal fees for examining and recording ownership, cost of ownership guarantee insurance policies, cost of real estate surveys, cost of razing old buildings, structures or other improvements acquired with the property, draining, clearing, landscaping, land filling, and grading costs. **Excluded** are fees for ownership searches, expenditures in connection with disposal of refuse, costs of utility easements, and repairs to other improvements.
2. Building and Building Improvements- Expenditures for the purchase price of acquiring an existing building, contracted construction of permanent structures not including land. Expenses incurred in remodeling, reconditioning, or altering a purchased building to make it suitable for the purpose for which it was acquired, cost of excavation, grading or filling of land as part of the construction of a specific building; expenses incurred for the preparation of plans, specifications, blueprints, etc., cost of building permits, architects' and engineers' fees for design and supervision, other costs such as temporary buildings used during the construction period that are not moveable or reusable and are razed at the end of construction. Other depreciable building expenditures include but are not limited to shelving, bleachers, bathroom accessories, carpet, plumbing, sprinkler, heating, ventilating, and air conditioning systems, emergency generator systems for building support, built in public address systems, intrusion alarm systems, fire alarm systems, and emergency lighting systems. **Excluded** are extraordinary costs that are merely incidental to the erection of the building (e.g., those due to strike, flood, fire, or other casualty), and the cost of abandoned construction. If a building is purchased, an allocation must be made between the land, improvements other than buildings, and the buildings.
3. Land Improvements- Expenditures for acquiring improvements, to land or property, whether a building exists or not, including paving, fencing, playground, tennis courts, concrete walks and steps, outside lighting, outside plumbing, irrigation systems, signs, flagpoles, outdoor bleachers, miscellaneous sheds, ball diamonds, swimming pools, retaining walls, fountains

and memorials. The amount to be capitalized is the actual dollar cost of installation or acquisition of these assets at the acquisition date, including any labor and installation fees.

4. Machinery and Equipment- Expenditures related to the acquisition of vehicles and equipment including freight and storage charges, installation costs, and costs for testing and preparation for use. All costs incurred after acquisition but prior to placing in service such as installation of ancillary equipment like communication devices and painting/application of logos and signage to make a fixed asset ready for use should be capitalized as part of the cost of the asset. **Excluded** is any trade in allowance.
5. Construction in Progress- Expenditures for construction work project, but not yet completed. As construction progresses, the cumulative expenditures are capitalized as Construction in Progress (CIP). Upon completion of the capital asset, the balance in the Construction in Progress account is transferred to the appropriate account (buildings, machinery & equipment, etc). Projects that have not reached 100% completion will continue to be tracked as Construction in Progress. Interest cost incurred during the construction period is subject to capitalization as part of the cost of construction when conditions identified by FASB-34 – Capitalization of Interest Costs exist (for Proprietary funds only).
6. Infrastructure- Expenditures for construction of major renovation to long-lived capital assets that are normally stationary in nature and can be preserved for a significantly greater number of years than most capital assets. These include roadways, bridges, drainage systems and the cost of associated demolition.

D. Other Assets

1. Capital Leases – The National Council on Governmental Accounting (NCGA) requires that a lease agreement that satisfies the criteria established by FASB-13 be capitalized. FASB-13 states that non-cancelable leases that meet **ANY ONE** of the following criteria must be capitalized:
 - a. The lease transfers ownership of the property to the lessee at the end of the lease term
 - b. The lease contains a bargain purchase option
 - c. The lease term is equal to 75% or more of the estimated economic life of the leased property
 - d. The present value of the minimum lease payments at the inception of the lease equals at least 90% of the fair value of the leased property.
2. Repairs, Improvements or Betterments – Major repairs are expenditures that increase the future service potential of the asset. If a major repair will extend the life of the

asset several years it should be handled as an improvement. If the expenditure is a replacement, a retirement must be made to the items being replaced, **only** if the replacement substantially increases the value, the capacity/capability, or useful life of an asset system. Otherwise, the replacement is treated as a maintenance expense. This includes both a reduction in Historical Cost and Accumulated Depreciation. Expenditures to repair and maintain a fixed asset in efficient operating condition without extending the asset's normal accounting life should be expensed.

E. Departmental Responsibilities and Asset Acquisition Procedures

Departments will be responsible for purchasing capital assets, tracking the assets under their custody and disposing of assets in accordance with this policy. Department Heads or a designated representative will assign and advise the Capital Asset Manager of the individual(s) to be designated as the asset custodian(s), who will have the responsibility for the maintenance of the assets in that department.

Departments are responsible for:

1. Safeguarding and maintaining control over all assets in their custody.
2. Maintaining up-to-date records on asset property including the description, user, location, tag number, purchase order number, purchased cost and, if applicable, Grant number.
3. Attaching identification tags to asset property.
4. Returning the completed Fixed Asset Record Form to the Capital Asset Manager.
5. Notifying the Capital Asset Manager in the event that an asset is added, transferred, moved or sold.
6. Notifying the Capital Asset Manager when surplus assets are identified for disposal.
7. Supplying the Inventory Capital Asset Manager with appropriate police reports, if assets have been stolen.
8. Properly dispose of any assets that are no longer operable.
9. Designate surplus assets and notify the Purchasing Director for auction.
10. Conduct departmental physical inventories and audit on a periodic basis but no less than once per year.

F. Asset Acquisitions

Requisitions and purchase orders for Capital Assets are acquired in accordance with the Town's procurement procedures as outlined below:

1. The Department will electronically enter a purchase requisition. Acquisitions are appropriated against the approved budget line based on the object code as shown in Exhibit A.

2. The Purchasing department will review and confirm all requisition details and issue a purchase order to the vendor.
3. Upon receipt and acceptance of the ordered item, the Department sends the voucher copy of the purchase order and the invoice to Audit & Control for processing payment.
4. A Capital Asset form is prepared and submitted with the invoices for all assets with a cost basis of \$500 or more and charged to an object code beginning with a 2 (See Exhibit A). The Capital Asset form must include all asset information including the description of the asset, serial number, original cost and other related account/funding information. (See Exhibit B).
5. Audit & Control will record the asset in the inventory system and assign an asset tag number to the asset. The tag will be sent to the appropriate Asset Custodian.
6. The Asset Custodian will be responsible for placing the inventory tag on the equipment in a safe and conspicuous location (**NOTE: Vehicles should have the bar code tag applied inside of the glove compartment**). Unused identification tags must be returned to the Inventory Control Supervisor along with a memo explaining why the tag was not used.

G. Audit & Control Responsibilities and Procedures

Audit & Control Department is responsible to:

1. Maintain the centralized database records regarding identified asset property, which the Town has in its possession.
2. Identify all requisitions, including change orders, for assets under the scope of this procedure and record asset information in the inventory system.
3. Track and control assets and assign identification tags.
4. Schedule and provide assistance in periodic departmental audits.
5. Ensure that the policy, procedures, guidelines, and regulations governing equipment under inventory control management are followed.
6. Conduct periodic audits and physical inventories of all Town assets.
7. Provide property management reports of all assets exceeding \$500 to department heads, Comptroller and the Town Board.
8. Report any unresolved discrepancies in departmental asset property records to the Town Board.
9. Provide an annual report of all assets exceeding \$5,000 in purchase cost to the auditors.

H. Transfer of an Asset

When an asset is transferred from one department to another, the original department is responsible for notifying the Capital Asset Manager of the transfer using the Capital Asset Record Form. All transfers must include both sending and receiving Department Director approval. Assets will keep the original tag; custodial responsibility will be updated on the Asset Record. Notification will include all necessary information as shown on the Capital Asset record Form in Exhibit A.

I. Retirement of an Asset

Assets under this procedure that have been identified for disposal by a custodial department and confirmed by the Capital Asset Manager will be disposed of according to the procedure allowed under New York State law. **NO PROPERTY SHALL BE DISPOSED OF WITHOUT THE KNOWLEDGE AND WRITTEN APPROVAL OF THE CAPITAL ASSET MANAGER.**

No property with intrinsic value may be sold, disposed of or given to any person or organization without specific approval of the Town Board. Property to be disposed of may be offered for trade-in on new purchases, destroyed and disposed of, sold by sealed bid or auctioned. Property may be transferred between departments by mutual department head agreement and or by Town Board resolution. Each department will be responsible, for the movement and the disposition of asset property in its custodial care. The custodial department will incur all costs associated with asset property disposal.

Department Directors are responsible for notifying the Capital Asset Manager of the retirement of an asset. Notification will include all necessary information on the Capital Asset Record Form, including stolen (police report), destroyed (department head approval), lost (written explanation), trade-in information. When multiple assets of the same kind and value are retired, a list of asset tag numbers may be attached to the Capital Asset Record Form and "See Attached List" must be written in the Town Fixed Asset ID Number field.

J. Depreciation

Both Generally Accepted Accounting Principles (GAAP) and GASB Statement No. 34 require that capital assets be depreciated. Depreciation is the systematic and rational allocation of the historical cost of a capital asset over its useful life other than Land.

Depreciation will be calculated based on the acquisition cost using the straight-line method and assumes that the asset will depreciate at the same rate each year of its useful life. Annual depreciation is calculated by dividing the acquisition cost by the useful life. One full month's depreciation in the month in which the asset is placed in service, regardless of when it was actually placed in service, during the month and each month

thereafter. The total amount depreciated can never exceed the acquired cost, less any salvage value if applicable.

The table in Exhibit B reflects useful lives of various categories of capital assets that the Town uses for calculating depreciation.

K. Inventory Procedures

1. A physical inventory of all capital assets will be conducted at least annually. In addition, random spot checks will be made by printing several tag numbers from the inventory system and physically verifying that the assets correspond to the tag numbers. This is called "Record to Floor" verification. At the same time, several tag numbers of other assets in the audited area will be verified to the inventory system. This is called "Floor to Record" verification. Emphasis should be placed on identifying newer assets to ensure that they are properly recorded in the inventory system.
2. The physical inventory audit will be completed by December 31 each year.
3. The bar code tags of all assets at each location will be scanned along with an indication of the property, and building. The date the asset was sighted and who performed the inventory will also be recorded.
4. Any Capital Assets found at the location without a bar coded tag will be entered into the inventory system as a new asset. If the inventory audit determines that an asset was formally acquired and is properly in the custody of the Town, but has not been recorded in the inventory system, the Capital Asset Manager will enter the asset as an "addition". An asset that has previously been entered into the inventory system but the tag has been removed, a new bar coded tag will be affixed to the asset and the system subsequently updated to reflect the new bar coded tag number.
5. The Town of Huntington may retain the services of an outside firm to re-evaluate the Town's insurable values on an as needed basis.

Glossary



Glossary

–A–

ACCRUAL BASIS ACCOUNTING

Most commonly used accounting method. Reports income when earned and expenses when incurred as opposed to cash basis accounting, which reports income when received and expenses when paid.

ACTIVITY

A program effort that contributes to the attainment of a specific set of performance objectives.

ACTUAL

Actual (as opposed to budgeted) revenues and expenses for the fiscal year indicated.

AD VALOREM

A tax, duty or fee that varies based on the value of the product, service, or property on which it is levied.

AD VALOREM TAXES

Commonly referred to as property taxes levied on both real and personal property according to the property's valuation and the tax rate.

ADOPTED BUDGET

The financial plan for the fiscal year beginning January 1 as amended and adopted by resolution by the Town Board. The budget, once adopted, is the legal authorization to expend Town funds during the fiscal year identified.

AMERICANS WITH DISABILITIES ACT (ADA)

Federal Law passed in 1990 that prohibits discrimination in employment of the provision of services and facilities on the basis of disability.

APPROPRIATION

A legal authorization or allocation that permits officials to incur obligations against and to make expenses for defined purposes.

ARBITRAGE

The simultaneous purchase and sale of the same or an equivalent security to profit from price discrepancies. In government finance, the most common occurrence of arbitrage involves the investment of bond proceeds in an investment that yields a higher interest rate, resulting in interest revenue in excess of interest costs.

ASSESSMENT ROLL

The official list prepared by the Assessor that contains the legal description of each parcel or item

of property and its assessed valuation. This term is used to denote the total valuation of all taxable property in the Town.

ASSESSED VALUATION

The valuation set upon real estate and certain personal property by the Assessor as a basis for levying property taxes.

ASSET

Resources that have monetary value owned or held by a government.

ATTRITION

A method of achieving a reduction in personnel by not refilling the positions that have become vacant due to resignation, reassignment, transfer, retirement or means other than layoffs.

AUTHORIZED POSITIONS

Employee positions, authorized in the adopted budget, that are to be filled during the year.

– B –

BALANCED BUDGET

The amount of budgeted expenses is equal to or less than the amount of budgeted revenues and other available funding sources.

BEGINNING FUND BALANCE

The residual non-restricted funds brought forward from the previous fiscal year (ending balance).

BENCHMARKING

The process of critically evaluating a program's or service's activities, functions, operations, and processes (qualitatively and quantitatively) to achieve a desired level of performance. The objective of benchmarking is to introduce and sustain best practices by making valid comparisons with other processes or organizations, resulting in a continual improvement of performance.

BOND

A debt instrument issued for a period of more than one year for the purpose of raising capital by borrowing. The government obtaining the bond promises to pay a defined sum of money (principal) at a specified future date (date of maturity) along with periodic interest paid at a designated percentage of principal (rate of interest).

Glossary

BOND RATINGS

A number of companies assign a risk level to the bonds or debt issued by a government. Risk means the likelihood of default or nonpayment. The lower the risk of nonpayment, the lower the interest the government must pay. Some agencies give an AAA rating to the least risky government bonds. Some of the top rating agencies are Standard & Poor's Corporation, Moody's Investor Service and Fitch Investor's Service.

BOND REFINANCING

The payoff and reissuance of bonds to obtain better interest rates and/or bond conditions.

BOND RESOLUTION

Town Board Resolution authorizing a bond issue.

BUDGET

An estimate of adopted revenues and expenses for a specific fiscal period.

BUDGETARY BASIS

This refers to the basis of accounting used to estimate the financing resources and uses in the budget. This generally tends to be accrual, modified accrual or cash basis.

BUDGET DEVELOPMENT CALENDAR

Schedule of key dates or milestones that the Town will follow to prepare and adopt the Adopted budget.

– C –

CAPITAL BUDGET

The six-year Adopted plan that includes the initial budget year and subsequent five "out-years." The Plan is updated annually to include expanded or new capital projects. It specifies Adopted projects and an estimation of resources available to fund project expenses.

CAPITAL PROJECT

A major physical improvement such as construction, acquisition, technology enhancement, and/or infrastructure improvement that adds value to the physical assets of a government or significantly increases the useful life of an asset. Can also refer to building and construction of a new government asset.

CASH BASIS

A basis of accounting in which transactions are recognized only when cash is received or paid.

COLLECTIVE BARGAINING AGREEMENT

A legal contract between the employer and an authorized representative of a recognized bargaining unit for specific terms and conditions of employment.

CONSUMER PRICE INDEX (CPI)

A statistical measure of change, over time, in the prices of goods and services in major expense groups such as food, housing, apparel, transportation, and health and recreation typically purchased by urban consumers. Essentially, it measures the purchasing power of consumers' dollars by comparing what a sample "market basket" of goods and services costs today with what the same sample market basket cost at an earlier date. The United States Department of Labor publishes the Consumer Price Index on a monthly basis.

CONTINGENCY

An appropriation of funds to cover unforeseen events that occur during a fiscal crisis to address unfunded mandates, revenue shortfalls and other similar events. In addition, funding for vacant positions are placed in the contingency account throughout the year.

CONTRACTUAL SERVICES

Services rendered to a government by private firms, individuals or other governmental agencies.

– D –

DEBT

Liability or obligation in the form of bonds, loan notes, or mortgages owed to another person(s) or government and required to be paid by a specific date (maturity).

DEBT LIMIT

A statutory limitation whereby a government's net GO Bond debt cannot exceed a specified percentage of the appraised value of property subject to taxation.

DEBT SERVICE

Payment of principal and interest on borrowed money (i.e. bond issuance) according to a predetermined payment schedule.

DEBT SERVICE FUND

A fund established to account for the accumulation of resources for the payment of principal and interest on long-term debt.

Glossary

DEDICATED TAX

A tax levied to support a specific government program or purpose.

DEFEASANCE

A provision in an instrument that nullifies it if specific acts are performed. Example: Discharge old, low-rate debt without repaying it prior to maturity. Then, use newly purchased securities with lower face values but that pays higher interest. The objective is a cleaner (more debt free) balance sheet and increased earnings in the amount by which the face amount of the old debt exceeds the cost of the new securities.

DEFICIT (NEGATIVE FUND BALANCE)

The excess of an entity's liabilities over its assets or the excess expenses over revenues during a single accounting period.

DEPARTMENT

A component of the Town that provides a unique program or service within it. A department may be sub-divided into divisions (responsibility centers).

DEPARTMENT REQUEST

The budget requested by each Department for annual operations.

DEPRECIATION

Expiration in the service life of capital assets, attributable to wear and tear, deterioration, action of the physical elements, inadequacy or obsolescence.

– E –

ENDING FUND BALANCE

Funds carried over at the end of the fiscal year to the new fiscal year. Within a fund, the revenue on hand at the beginning of the fiscal year, plus revenues received during the year, minus expenses equals the ending fund balance.

ENTERPRISE FUND

Fund type established to finance and account for the total costs of selected government facilities and services that is predominantly self-supporting by user charges. This type of fund uses the accrual basis of accounting.

EQUALIZATION RATE

At its simplest, an equalization rate is the state's measure of a municipality's level of assessment (LOA). This is the ratio of total assessed value (AV)

to the municipality's total market value (MV). The municipality determines the AV; the MV is estimated by the state.

ESTIMATED EXPENSES/REVENUE

Annualized projection of an expense or revenue.

EXPENSE

The cost for goods or services.

– F –

FEES

A charge imposed on the beneficiary or recipient of a service provided by the Town. Its purpose is to help recover some or all of the costs incurred by the Town in providing the service.

FISCAL POLICY

A government's policies with respect to revenues, expenses and debt management as these relate to government services, programs and capital investment. Fiscal policy provides an agreed-upon set of principles for the planning and programming of government budgets and related funding.

FISCAL YEAR

A government's twelve-month period designated as the operating year for accounting and budgeting purposes. The Town of Huntington's fiscal year is January 1 through December 31.

FIXED ASSETS

Assets of long-term nature intended to continue to be held or used. Examples are: buildings, land, machinery, furniture and other equipment.

FRINGE BENEFITS

Contributions made by a government to meet obligations for employee benefits such as health insurance, pension plans, FICA, etc.

FULL FAITH AND CREDIT

A pledge of a government's taxing power to repay debt obligations.

FULL-TIME EQUIVALENT (FTE) POSITION

A full-time position or a part-time position converted to the equivalent of a full-time position based on 2,080 hours per year (or a variation relative to the contract agreed upon for that classification). For example, a part-time employee working for 20

Glossary

hours per week would be the equivalent to .5 of a full-time position.

FUNCTIONS

A component/department of the Town that provides a unique program or service within it. A Department may be sub-divided into divisions (responsibility centers).

FUND

An independent fiscal and accounting entity with a self-balancing set of accounts recording cash and/or other resources together with all related liabilities, obligations, reserves and equities that are segregated to carry out a specific activity or purpose. Each fund is separate and maintains individual records of income and expenses. By law, expenses cannot exceed revenues.

FUND BALANCE

The excess of the assets of a fund over its liabilities, reserves and carryover.

FUND TYPE

In governmental accounting, there are three broad *types* of funds with specific funds within each. These are:

- Governmental
 - General
 - Special Revenue
 - Debt Service
 - Capital Projects
- Proprietary
 - Enterprise
 - Internal Service
- Fiduciary
 - Expendable Trust
 - Non-Expendable Trust
 - Agency

– G –

GENERALLY ACCEPTED ACCOUNTING PRINCIPLES (GAAP)

A widely accepted set of rules, standards, conventions and procedures for reporting financial information as established by the Financial Accounting Standards Board.

GENERAL FUND

The primary fund used by the Town for which revenues and expenses are not legally restricted for use. Examples of departments operating within the

General Fund include the Department of Engineering, Department of Audit & Control, and the Town Supervisor's Office.

GENERAL OBLIGATION BOND (GO BOND)

Type of Municipal Bond where principal and interest are secured by the full faith and credit of the issuer and usually supported by either the issuer's unlimited or limited taxing power.

GOAL

A broad operational statement of what a program expects to achieve sometime in the future, thus providing a general description of the desired end state.

GOVERNMENT ACCOUNTING STANDARDS BOARD – STATEMENT 34 (GASB 34)

A Government Accounting Standards Board statement that requires two financial statements of governmental funds: a balance sheet and a statement of revenues, expenses and changes in fund balances. Of note, Statement 34 also requires that the value of infrastructure assets be shown on the balance sheet. In addition, Management's Discussion and Analysis (MD&A) is required.

GRANT

A contribution by a government or other organization to support a particular function and/or purpose. Grants may come from other governments (Federal, State) or from private donors.

– H –

HOURLY

Refers to an employee who fills a temporary or short-term position. Such employees provide contingency staffing for government operations during peak workloads or to fill temporary staffing needs. Hourly employees are paid on a per-hour basis and receive limited benefits.

– I –

IMPACT FEES

A type of charge for services imposed on new construction in order to support specific new demands on a given service (e.g., parks and fire protection).

Glossary

INDIRECT COST

A cost necessary for the functioning of the government as a whole but which cannot be directly assigned to one service or program area.

INFRASTRUCTURE

Government facilities on which the continuance and growth of a community depend such as roads, bridges and similar assets that are immovable.

INTEREST

The fee charged by a lender to a borrower for the use of borrowed money, usually expressed as an annual percentage of the principal; the rate is dependent on the time value of money, the credit risk of the borrower, and the inflation rate.

INTEREST INCOME

Revenues earned on investments.

INVESTMENT

The purchase of a financial product with the expectation of favorable future returns.

ISSUE

A bond offered for sale by a government.

– J –

JUDGMENT

An amount to be paid or collected by a government as the result of a court decision.

– L –

LEVY

A fixed rate for services that is imposed by a government to support its operations.

LIABILITY

Debt or other legal obligation arising out of a past transaction that must be liquidated, renewed, or refunded at some future date. This term does not include encumbrances.

LINE ITEM BUDGET

A budget that lists each expense category (e.g., salary, equipment, travel, etc.) separately along with the dollar amount budgeted for each specified category.

LONG-TERM DEBT

Debt with a maturity of more than one year after the date of issuance.

– M –

MATURITY

The date on which the principal or stated value of an investment or debt obligations is due and may be reclaimed.

MISSION STATEMENT

A broad, high-level statement of purpose for an agency/department. A mission statement defines an agency's fundamental purpose, where there is a close relationship between the description of services provided by the divisions within the agency, and the planned outcomes.

MODIFIED ACCRUAL BASIS OF ACCOUNTING

The method of accounting under which revenues are recognized in the period that they become available and measurable. Expenses are recognized at the time a liability is incurred pursuant to appropriation authority.

MODIFIED BUDGET

The modified budget is the budget that results from the adopted budget, plus changes made in the budget after it is approved.

– O –

OBJECT CODE

A code that describes a specific expense or revenue item.

OBJECTIVE

A defined method to accomplish an established goal. A true objective is identified in specific, well-defined and measurable terms that can be achieved within a specified time frame.

OPERATING BUDGET

The annual spending plan for the daily, recurring operating costs of the government.

OPERATING ENVIRONMENT

Internal and external factors that impact the Department's daily operations.

Glossary

OPERATING FUNDS

Resources derived from recurring revenue sources and used to finance on-going operating expenses and pay-as-you-go capital projects.

ORIGINAL BUDGET

The adopted budget as approved by the Town Board.

– P –

PAY-AS-YOU-GO BASIS

A term used to describe a financial policy where capital outlays are financed from current revenues to avoid incurring costly debt financing or issuing new debt.

PERFORMANCE-BASED BUDGETING

The allocation of financial resources to programs and services based on their worth, overall performance, and contribution to the Town's overall mission, goals, and objectives.

PERFORMANCE MANAGEMENT

The use of performance measurement information to help set performance goals; allocate and prioritize resources; inform managers to either confirm or change current policy or program directions to achieve those goals; and report on the success of achieving those goals.

PERFORMANCE MEASURE

A specific quantitative or qualitative assessment of results obtained through a program or activity.

PERFORMANCE MEASUREMENT

A process of assessing progress toward achieving predetermined goals, including information on the efficiency with which resources are transformed into goods and services (outputs); the quality of those outputs, i.e., how well they are delivered to customers and the extent to which customers are satisfied (service quality); and the qualitative results of a program activity compared to its intended purpose (outcome).

PERIOD OF PROBABLE USEFULNESS (PPU)

Estimation of the expected life of a capital improvement project. These are generally determined by State statute.

PERSONAL SERVICES

Expenses for salaries, wages and fringe benefits of a government's employees.

POLICY

A principle used to guide a managerial, operational, or financial decision.

PRINCIPAL

The original amount borrowed through a loan, bond issue or other form of debt.

PRIOR YEAR ENCUMBRANCES

Obligations from previous fiscal years in the form of purchase orders, contracts or salary commitments that are chargeable to an appropriation and for which a part of the appropriation is reserved. They cease to be encumbrances when the obligations are paid or otherwise terminated.

PRODUCTIVITY

Average real output per unit of input.

PROGRAM

A discrete service or group of related services provided by an organizational unit designed to achieve the government's goals and objectives.

PROJECT TITLE

A name given to a project that is used for administrative purposes in conjunction with the project number; typically captures both the nature and location of the project.

PROPRIETARY FUND

A fund used to account for operations that are financed and operate in a manner similar to business enterprises. Such a fund is established as a self-supporting operation with revenues provided principally from fees, charges or contracts for services. Measurement focus is on determination of net income, financial position, and changes in financial position.

– R –

RATE

A value describing one quantity in terms of another. Example: *Rate* of interest.

RECOMMENDED BUDGET

The Town Supervisor's recommendation for the Town's financial operations that includes an

Glossary

estimate of Adopted expenses and revenues for a given fiscal year.

REFUNDING BONDS

Bonds issued to retire outstanding bonds that have a higher interest rate. Typically done to effect net present value savings.

REMAINING MATURITY

The amount of time left until a bond becomes due.

RESERVES

A portion of fund equity (set-aside) legally restricted for a specified purpose or not available for appropriation and subsequent spending.

RESOLUTION

A formal written decision of the Town Board.

RESOURCES

Total dollars available for appropriation that includes estimated revenues, fund transfers and beginning fund balances.

RESTRUCTURING

Major organizational changes aimed at greater efficiency and adaptation to changing economies, markets and stakeholder expectations.

REVENUE

The taxes, fees, charges, special assessments, grants, and other funds collected and received by the Town to support its services and/or capital improvement projects.

RISK

A probability estimate of loss or less-than-expected returns.

– S –

SATISFACTION OF DEBT

Document issued by a lender upon complete repayment of debt.

SPECIAL DISTRICT

A designated geographic area established to provide a specialized service usually petitioned by the citizenry and approved by the Legislature.

SPECIAL REVENUE FUND

Fund used to account for revenues received that have specific purposes for which they can be used.

STRAIGHT-LINE DEPRECIATION

Depreciating an asset, minus its salvage value by the same (fixed) amount every year over its useful life. For example: If a vehicle costs \$20,000 with a salvage value of \$2,000 and useful life of three years, it will be depreciated at a cost of \$6,000 per year.

STRATEGIC PLAN

Similar to a corporate plan but not restricted to organizational boundaries. A strategic plan gives direction and cohesion to activities over a specified time frame.

SURPLUS

The amount by which the government's total revenues exceed its total outlays in a given period, usually a fiscal year.

– T –

TAX

Compulsory charge levied to finance services performed by the government for the benefit of the community (citizens, businesses, etc.).

TAX LEVY

The resultant product when the tax base multiplies the tax rate per \$100. Revenues are less than the levy because of delinquencies, tax roll errors, and court cases contesting assessed property value.

TAX RATE

The amount of tax levied for each \$100 of assessed valuations. The tax rate is applied to the assessed valuation to derive the tax levy.

TOWN SUPERVISOR'S BUDGET

TRANSMITTAL LETTER

The Town Supervisor's letter to the Town Board summarizing critical aspects of the budget including fiscal changes from the current fiscal year, strategic initiatives, goals, objectives, themes and priorities that are encompassed within the Town's budget.

TRANSFER IN/OUT

Amount transferred from one fund to another to assist in financing the services for the recipient fund.

TRUST FUND

A trust fund consists of resources received and held by a government unit as a trustee, to be expended or invested in accordance with the conditions of the trust.

Glossary

– U –

UNENCUMBERED BALANCE

The amount of an appropriation that is neither expended nor encumbered. It is essentially the amount of money still available for future use.

UNRESERVED FUND BALANCE

The portion of a fund's balance that is not restricted for a specific purpose and is available for general appropriation.

UPGRADE

A positive change in ratings for an issuing entity or a security such as a credit bureau's upgrading of a bond.

USEFUL LIFE

The length of time that a depreciable asset is expected to be useable.

– V –

VARIANCE

Compares the budget with the actual. The effort in government is to stay within budget and to avoid unfavorable variances, that is, where the actual collection or expense is out of line with the budget.

VISION

A long term goal which indicates the intent of the government and what it wants to achieve.

– W –

WORKLOAD INDICATORS

A performance measurement category that compares output to demand (people served, transactions processed, complaints addressed).

– Y –

YEAR-END

This term is used in reference to the end of the fiscal year, for the Town, December 31st.

YEAR-TO-DATE (YTD)

For the period that starts at the beginning of the fiscal year (January 1 for the Town) to the current date.

Appendix A





General Fund Revenue Detail

<u>Object</u>	<u>Description</u>	<u>2012</u> <u>Actual</u>	<u>2013</u> <u>Budget</u>	<u>2013</u> <u>Forecast</u>	<u>2014</u> <u>Budget</u>
<u>A0511-General Fund</u>					
0511R	Appropriated Reserves	0	5,064,743	4,814,743	658,000
Total General Fund		\$0	\$5,064,743	\$4,814,743	\$658,000
<u>A0599-General Fund</u>					
0599R	Appropriated Fund Balance	0	1,250,823	1,250,823	500,000
Total General Fund		\$0	\$1,250,823	\$1,250,823	\$500,000
<u>A1001-General Fund</u>					
1001	Real Property Taxes	33,225,489	35,191,148	35,191,148	36,485,718
Total General Fund		\$33,225,489	\$35,191,148	\$35,191,148	\$36,485,718
<u>A1032-General Fund</u>					
1032	Unpaid Property Clean-up	267,991	20,000	243,177	20,000
Total General Fund		\$267,991	\$20,000	\$243,177	\$20,000
<u>A1081-General Fund</u>					
1081	Other Payments Lieu of Taxes	22,505	18,000	18,000	57,000
Total General Fund		\$22,505	\$18,000	\$18,000	\$57,000
<u>A1090-General Fund</u>					
1090	Interest & Penalties	274,607	270,000	270,000	280,000
Total General Fund		\$274,607	\$270,000	\$270,000	\$280,000
<u>A1170-General Fund</u>					
1170	Franchises	3,788,185	3,850,000	3,850,000	3,850,000
Total General Fund		\$3,788,185	\$3,850,000	\$3,850,000	\$3,850,000
<u>A1171-Franchise Government Access</u>					
1171	Franchise Government Access	30,000	42,000	42,000	75,937
Total Franchise Government Access		\$30,000	\$42,000	\$42,000	\$75,937
<u>A1240-General Fund</u>					
1240	Comptroller's Fee - Ret Checks	5,160	1,000	1,000	1,000
Total General Fund		\$5,160	\$1,000	\$1,000	\$1,000
<u>A1255-General Fund</u>					
1255	Clerk Fees	369,580	280,000	280,000	325,000
Total General Fund		\$369,580	\$280,000	\$280,000	\$325,000
<u>A1257-Town Clerk-Publication Fees</u>					
1257	Town Clerk-Publication Fees	4,106	1,000	2,000	2,000
Total Town Clerk-Publication Fees		\$4,106	\$1,000	\$2,000	\$2,000
<u>A1260-General Fund</u>					
1260	FOIL Request	652	1,000	1,500	1,000
Total General Fund		\$652	\$1,000	\$1,500	\$1,000



General Fund Revenue Detail

<u>Object</u>	<u>Description</u>	<u>2012 Actual</u>	<u>2013 Budget</u>	<u>2013 Forecast</u>	<u>2014 Budget</u>
<u>A1740-General Fund</u>					
1740	Parking Meter Fees	232,149	2,300,000	1,000,000	1,800,000
Total General Fund		\$232,149	\$2,300,000	\$1,000,000	\$1,800,000
<u>A1750-General Fund</u>					
1750	Bus Operations-Fixed Route	200,643	205,000	205,000	149,000
Total General Fund		\$200,643	\$205,000	\$205,000	\$149,000
<u>A1751-Bus Shelter Advertising</u>					
1751	Bus Shelter Advertising	72,508	100,000	100,000	100,000
Total Bus Shelter Advertising		\$72,508	\$100,000	\$100,000	\$100,000
<u>A1752-General Fund</u>					
1752	Bus Operations-Paratransit	285	150,000	150,000	100,000
Total General Fund		\$285	\$150,000	\$150,000	\$100,000
<u>A1789-Launch Service</u>					
1789	Other Transportation Income	87,653	90,000	90,000	90,000
Total Launch Service		\$87,653	\$90,000	\$90,000	\$90,000
<u>A1973-General Fund</u>					
1973	Sr Citizen Day Care	211,878	165,000	180,000	168,000
Total General Fund		\$211,878	\$165,000	\$180,000	\$168,000
<u>A1974-General Fund</u>					
1974	Sr Citizen Chore	4,628	4,000	4,000	4,000
Total General Fund		\$4,628	\$4,000	\$4,000	\$4,000
<u>A1976-General Fund</u>					
1976	Sr Citizen Nutrition Program	98,078	100,000	100,000	90,000
Total General Fund		\$98,078	\$100,000	\$100,000	\$90,000
<u>A1978-General Fund</u>					
1978	Sr Citizen E.I.S.E.P.	2,084	1,500	1,500	1,500
Total General Fund		\$2,084	\$1,500	\$1,500	\$1,500
<u>A2001-General Fund</u>					
2001	P&R - Play/Rec Fees	640,532	680,000	630,000	620,000
Total General Fund		\$640,532	\$680,000	\$630,000	\$620,000
<u>A2003-General Fund</u>					
2003	Park Revenues-Corp. Sponsored	13,755	6,000	14,000	10,000
Total General Fund		\$13,755	\$6,000	\$14,000	\$10,000
<u>A2005-General Fund</u>					
2005	Recreation Cards	52,954	90,000	52,000	70,000
Total General Fund		\$52,954	\$90,000	\$52,000	\$70,000



General Fund Revenue Detail

<u>Object</u>	<u>Description</u>	<u>2012</u> <u>Actual</u>	<u>2013</u> <u>Budget</u>	<u>2013</u> <u>Forecast</u>	<u>2014</u> <u>Budget</u>
<u>A2006-General Fund</u>					
2006	Parks and Rec - Fee Class	598,840	587,090	585,000	570,000
Total General Fund		\$598,840	\$587,090	\$585,000	\$570,000
<u>A2007-General Fund</u>					
2007	Developmentally Disabled	27,610	26,000	30,000	26,000
Total General Fund		\$27,610	\$26,000	\$30,000	\$26,000
<u>A2008-Dix Hills Park Rec Fees</u>					
2008	Dix Hills Park Rec Fees	686,634	625,000	700,000	687,000
Total Dix Hills Park Rec Fees		\$686,634	\$625,000	\$700,000	\$687,000
<u>A2012-General Fund</u>					
2012	Recreation Concessions	80,678	130,000	80,000	130,000
Total General Fund		\$80,678	\$130,000	\$80,000	\$130,000
<u>A2025-General Fund</u>					
2025	Beach Fees	376,790	325,000	375,000	350,000
Total General Fund		\$376,790	\$325,000	\$375,000	\$350,000
<u>A2026-Dix Hills Park Complex</u>					
2026	Dix Hills Pool Fees	82,800	70,000	80,000	70,000
Total Dix Hills Park Complex		\$82,800	\$70,000	\$80,000	\$70,000
<u>A2040-Marina & Docks</u>					
2040	Marina & Dock Fees	552,004	550,000	575,000	600,000
Total Marina & Docks		\$552,004	\$550,000	\$575,000	\$600,000
<u>A2041-Boat Racks</u>					
2041	Boat Racks	28,250	27,000	39,000	35,000
Total Boat Racks		\$28,250	\$27,000	\$39,000	\$35,000
<u>A2051-Golf Course Green Fees</u>					
2051	Golf Fees	1,666,801	1,657,000	1,657,000	1,657,000
Total Golf Course Green Fees		\$1,666,801	\$1,657,000	\$1,657,000	\$1,657,000
<u>A2052-Golf Cards</u>					
2052	Golf Cards	99,550	100,000	100,000	100,000
Total Golf Cards		\$99,550	\$100,000	\$100,000	\$100,000
<u>A2053-Golf Course Cart Fees</u>					
2053	Golf Cart Fees	511,478	468,800	468,800	468,800
Total Golf Course Cart Fees		\$511,478	\$468,800	\$468,800	\$468,800
<u>A2054-Golf Course Merchandise Sales</u>					
2054	Golf Course Merchandise Sales	81,543	91,000	81,000	91,000
Total Golf Course Merchandise Sales		\$81,543	\$91,000	\$81,000	\$91,000



General Fund Revenue Detail

<u>Object</u>	<u>Description</u>	<u>2012 Actual</u>	<u>2013 Budget</u>	<u>2013 Forecast</u>	<u>2014 Budget</u>
<u>A2055-Golf Course Food&Beverage Sale</u>					
2055	Golf Course Food&Beverage Sale	661,746	699,000	640,000	699,000
Total Golf Course Food&Beverage Sale		\$661,746	\$699,000	\$640,000	\$699,000
<u>A2056-Golf Course Driving Range</u>					
2056	Golf Course Driving Range	77,203	64,000	70,000	64,000
Total Golf Course Driving Range		\$77,203	\$64,000	\$70,000	\$64,000
<u>A2065-Dix Hills Park Complex</u>					
2065	Skating Rink Fees	1,959,443	2,000,000	2,080,000	2,100,000
Total Dix Hills Park Complex		\$1,959,443	\$2,000,000	\$2,080,000	\$2,100,000
<u>A2130-General Fund</u>					
2130	Refuse & Garbage Charges	6,650,583	6,625,396	6,625,396	6,794,831
Total General Fund		\$6,650,583	\$6,625,396	\$6,625,396	\$6,794,831
<u>A2131-General Fund</u>					
2131	Town Of Smithtown RRP	1,999,461	4,707,000	4,707,000	5,100,000
Total General Fund		\$1,999,461	\$4,707,000	\$4,707,000	\$5,100,000
<u>A2132-General Fund</u>					
2132	Refuse District Tipping Fees	7,360,373	7,536,240	7,536,240	7,923,961
Total General Fund		\$7,360,373	\$7,536,240	\$7,536,240	\$7,923,961
<u>A2134-General Fund</u>					
2134	Town Of Smithtown ASH	1,844,422	1,878,950	1,878,950	1,966,241
Total General Fund		\$1,844,422	\$1,878,950	\$1,878,950	\$1,966,241
<u>A2135-General Fund</u>					
2135	Resource Recovery Penalty Fee	13,570	30,000	30,000	30,000
Total General Fund		\$13,570	\$30,000	\$30,000	\$30,000
<u>A2211-General Fund</u>					
2211	DP Services Other Govts	35	0	0	0
Total General Fund		\$35	\$0	\$0	\$0
<u>A2376-Refuse & Garb Serv, Other Gov</u>					
2376	Refuse & Garb Serv, Other Gov	103,723	102,000	102,000	98,944
Total Refuse & Garb Serv, Other Gov		\$103,723	\$102,000	\$102,000	\$98,944
<u>A2389-Misc Revenue, Other Government</u>					
2389	Misc Revenue, Other Government	33,425	27,000	27,000	27,000
Total Misc Revenue, Other Government		\$33,425	\$27,000	\$27,000	\$27,000
<u>A2401-General Fund</u>					
2401	Interest & Earnings	709,051	220,000	170,715	180,000
Total General Fund		\$709,051	\$220,000	\$170,715	\$180,000



General Fund Revenue Detail

<u>Object</u>	<u>Description</u>	<u>2012 Actual</u>	<u>2013 Budget</u>	<u>2013 Forecast</u>	<u>2014 Budget</u>
<u>A2402-General Fund</u>					
2402	Earn/Invest Capital Fund	33,695	36,000	36,000	28,000
Total General Fund		\$33,695	\$36,000	\$36,000	\$28,000
<u>A2405-General Fund</u>					
2405	Interest/Env Open Space Resrve	65,670	0	0	0
Total General Fund		\$65,670	\$0	\$0	\$0
<u>A2407-General Fund</u>					
2407	Interest/Snow & Ice Reserve	104	0	0	0
Total General Fund		\$104	\$0	\$0	\$0
<u>A2408-General Fund</u>					
2408	Interest/Miscellaneous Reserve	39,080	0	16,500	0
Total General Fund		\$39,080	\$0	\$16,500	\$0
<u>A2410-Rental of Real Property</u>					
2410	Rental of Real Property	197,747	231,600	231,600	224,000
Total Rental of Real Property		\$197,747	\$231,600	\$231,600	\$224,000
<u>A2411-Organic Garden Rental</u>					
2411	Organic Garden Rental	7,405	7,600	7,600	7,000
Total Organic Garden Rental		\$7,405	\$7,600	\$7,600	\$7,000
<u>A2414-General Fund</u>					
2414	Tower Rental	384,588	373,000	373,000	375,000
Total General Fund		\$384,588	\$373,000	\$373,000	\$375,000
<u>A2440-General Fund</u>					
2440	Rental, Other	-3,884	0	11,000	0
Total General Fund		\$-3,884	\$0	\$11,000	\$0
<u>A2540-General Fund</u>					
2540	BINGO Licenses	13,980	15,000	15,000	13,000
Total General Fund		\$13,980	\$15,000	\$15,000	\$13,000
<u>A2543-General Fund</u>					
2543	Dogs Other	19,660	33,000	33,000	16,200
Total General Fund		\$19,660	\$33,000	\$33,000	\$16,200
<u>A2544-General Fund</u>					
2544	Dog Licenses Fund Apport	7,182	8,000	8,000	7,000
Total General Fund		\$7,182	\$8,000	\$8,000	\$7,000
<u>A2545-Town Dog Licenses</u>					
2545	Licenses, Other	7,640	8,000	8,000	7,000
Total Town Dog Licenses		\$7,640	\$8,000	\$8,000	\$7,000



General Fund Revenue Detail

<u>Object</u>	<u>Description</u>	<u>2012 Actual</u>	<u>2013 Budget</u>	<u>2013 Forecast</u>	<u>2014 Budget</u>
<u>A2556-General Fund</u>					
2556	Parking Permits	646,650	1,419,000	900,000	905,000
Total General Fund		\$646,650	\$1,419,000	\$900,000	\$905,000
<u>A2588-General Fund</u>					
2588	Mooring Permits	21,050	20,000	20,000	20,000
Total General Fund		\$21,050	\$20,000	\$20,000	\$20,000
<u>A2591-Charges for Services- Prog Rev</u>					
2591	Oil Transfer Permits	26,320	2,966	3,000	0
Total Charges for Services- Prog Rev		\$26,320	\$2,966	\$3,000	\$0
<u>A2592-Film Permits</u>					
2592	Film Permits	6,750	5,000	5,000	5,000
Total Film Permits		\$6,750	\$5,000	\$5,000	\$5,000
<u>A2610-General Fund</u>					
2610	Fines & Forfeited Bail	239,675	230,000	230,000	200,000
Total General Fund		\$239,675	\$230,000	\$230,000	\$200,000
<u>A2611-General Fund</u>					
2611	Parking Violations Fines	507,048	675,000	1,100,000	1,253,000
Total General Fund		\$507,048	\$675,000	\$1,100,000	\$1,253,000
<u>A2615-General Fund</u>					
2615	Impound Fee	255	1,000	1,000	0
Total General Fund		\$255	\$1,000	\$1,000	\$0
<u>A2650-General Fund</u>					
2650	Sale of Scrap & Exc Matl	6,356	12,000	30,000	25,000
Total General Fund		\$6,356	\$12,000	\$30,000	\$25,000
<u>A2651-General Fund</u>					
2651	Sales Of Recycled Materials	34,388	13,200	13,200	13,200
Total General Fund		\$34,388	\$13,200	\$13,200	\$13,200
<u>A2653-General Fund</u>					
2653	Sale Of Compost	10,112	6,500	6,500	8,000
Total General Fund		\$10,112	\$6,500	\$6,500	\$8,000
<u>A2655-General Fund</u>					
2655	Minor Sales, Other	8,593	7,300	7,300	8,000
Total General Fund		\$8,593	\$7,300	\$7,300	\$8,000
<u>A2660-General Fund</u>					
2660	Sale Of Property	13,500	0	0	0
Total General Fund		\$13,500	\$0	\$0	\$0



General Fund Revenue Detail

<u>Object</u>	<u>Description</u>	<u>2012</u> <u>Actual</u>	<u>2013</u> <u>Budget</u>	<u>2013</u> <u>Forecast</u>	<u>2014</u> <u>Budget</u>
<u>A2665-General Fund</u>					
2665	Sale Of Equipment	0	5,000	5,000	5,000
Total General Fund		\$0	\$5,000	\$5,000	\$5,000
<u>A2666-General Fund</u>					
2666	Sale Abandoned Vehicles	0	5,000	5,000	1,500
Total General Fund		\$0	\$5,000	\$5,000	\$1,500
<u>A2680-General Fund</u>					
2680	Insurance Recoveries	183,700	647,900	647,900	200,000
Total General Fund		\$183,700	\$647,900	\$647,900	\$200,000
<u>A2690-General Fund</u>					
2690	Other Compensation For Loss	83,721	20,000	20,000	20,000
Total General Fund		\$83,721	\$20,000	\$20,000	\$20,000
<u>A2701-General Fund</u>					
2701	Refund Of PR YRS Expend	13,950	0	6,200	0
Total General Fund		\$13,950	\$0	\$6,200	\$0
<u>A2705-General Fund</u>					
2705	Gifts & Donations	35,384	10,050	11,400	0
Total General Fund		\$35,384	\$10,050	\$11,400	\$0
<u>A2709-General Fund</u>					
2709	Employee/Retiree Contributions	692,407	1,311,480	1,311,480	1,134,518
Total General Fund		\$692,407	\$1,311,480	\$1,311,480	\$1,134,518
<u>A2770-General Fund</u>					
2770	Unclassified Revenues	147,895	74,100	150,000	20,000
Total General Fund		\$147,895	\$74,100	\$150,000	\$20,000
<u>A3001-General Fund</u>					
3001	State Aid, Per Capita	1,067,256	1,067,256	1,067,256	1,067,256
Total General Fund		\$1,067,256	\$1,067,256	\$1,067,256	\$1,067,256
<u>A3005-General Fund</u>					
3005	State Aid, Mortgage Tax	6,743,422	7,100,000	7,500,000	7,500,000
Total General Fund		\$6,743,422	\$7,100,000	\$7,500,000	\$7,500,000
<u>A3089-General Fund</u>					
3089	State Aid, Other	5,845	0	0	0
Total General Fund		\$5,845	\$0	\$0	\$0
<u>A3306-General Fund</u>					
3306	State Aid-Homeland Security	2,961	0	0	0
Total General Fund		\$2,961	\$0	\$0	\$0



General Fund Revenue Detail

<u>Object</u>	<u>Description</u>	<u>2012</u> <u>Actual</u>	<u>2013</u> <u>Budget</u>	<u>2013</u> <u>Forecast</u>	<u>2014</u> <u>Budget</u>
<u>A3594-General Fund</u>					
3594	State Aid Bus Operations	717,585	721,500	721,500	717,585
Total General Fund		\$717,585	\$721,500	\$721,500	\$717,585
<u>A3595-General Fund</u>					
3595	County Aid, Bus Operations	87,526	85,000	85,000	71,500
Total General Fund		\$87,526	\$85,000	\$85,000	\$71,500
<u>A3774-General Fund</u>					
3774	County Aid Chore	1,271	2,543	21,000	4,933
Total General Fund		\$1,271	\$2,543	\$21,000	\$4,933
<u>A3776-General Fund</u>					
3776	County Aid Nutrition Program	148,125	95,658	135,000	194,981
Total General Fund		\$148,125	\$95,658	\$135,000	\$194,981
<u>A3777-General Fund</u>					
3777	County Aid Home Aide	23,242	25,000	25,000	25,000
Total General Fund		\$23,242	\$25,000	\$25,000	\$25,000
<u>A3778-General Fund</u>					
3778	County Aid - EISEP	54,500	48,000	48,000	48,000
Total General Fund		\$54,500	\$48,000	\$48,000	\$48,000
<u>A3785-State Aid SEMO</u>					
3785	State Aid - SEMO	117,539	0	0	0
Total State Aid SEMO		\$117,539	\$0	\$0	\$0
<u>A3820-General Fund</u>					
3820	State Aid Youth Bureau	18,752	18,752	18,752	19,001
Total General Fund		\$18,752	\$18,752	\$18,752	\$19,001
<u>A3821-General Fund</u>					
3821	State Aid Youth Services	112,741	112,741	112,741	118,804
Total General Fund		\$112,741	\$112,741	\$112,741	\$118,804
<u>A3831-General Fund</u>					
3831	County Aid Youth Services	183,410	284,865	284,865	354,473
Total General Fund		\$183,410	\$284,865	\$284,865	\$354,473
<u>A3833-General Fund</u>					
3833	Other Aid Yth Serv-Village	750	750	750	750
Total General Fund		\$750	\$750	\$750	\$750
<u>A3889-General Fund</u>					
3889	St Aid Mental Retardation	44,615	48,675	48,675	48,674
Total General Fund		\$44,615	\$48,675	\$48,675	\$48,674



General Fund Revenue Detail

<u>Object</u>	<u>Description</u>	<u>2012 Actual</u>	<u>2013 Budget</u>	<u>2013 Forecast</u>	<u>2014 Budget</u>
<u>A3905-General Fund</u>					
3905	St Aid Household HazMat	19,863	0	0	0
Total General Fund		\$19,863	\$0	\$0	\$0
<u>A3995-General Fund</u>					
3995	State Aid Code Enforcement	7,599	7,580	7,580	7,580
Total General Fund		\$7,599	\$7,580	\$7,580	\$7,580
<u>A4641-Federal Aid, Home Energy Assis</u>					
4641	Federal Aid, Home Energy Assis	64,761	80,000	80,000	0
Total Federal Aid, Home Energy Assis		\$64,761	\$80,000	\$80,000	\$0
<u>A4773-Fed Aid - Soc Model Adult D/C</u>					
4773	Fed Aid - Soc Model Adult D/C	10,951	6,000	6,000	6,000
Total Fed Aid - Soc Model Adult D/C		\$10,951	\$6,000	\$6,000	\$6,000
<u>A4774-General Fund</u>					
4774	Federal Aid CHORE	22,888	22,888	22,888	22,888
Total General Fund		\$22,888	\$22,888	\$22,888	\$22,888
<u>A4776-General Fund</u>					
4776	Federal Aid Nutrition Program	106,742	106,742	106,742	106,742
Total General Fund		\$106,742	\$106,742	\$106,742	\$106,742
<u>A4785-General Fund</u>					
4785	Federal Aid - FEMA	772,893	0	100,000	0
Total General Fund		\$772,893	\$0	\$100,000	\$0
<u>A4789-General Fund</u>					
4789	Federal Aid Project Play	25,192	18,200	18,200	18,200
Total General Fund		\$25,192	\$18,200	\$18,200	\$18,200
<u>A4820-General Fund</u>					
4820	Federal Aid Sanctuary Program	174,839	178,637	178,637	178,637
Total General Fund		\$174,839	\$178,637	\$178,637	\$178,637
<u>A4831-General Fund</u>					
4831	Fed Aid Drug & Alcohol	511,641	524,551	524,551	520,555
Total General Fund		\$511,641	\$524,551	\$524,551	\$520,555
<u>A4989-General Fund</u>					
4989	Federal Aid Fish & Wildlife	731	0	0	0
Total General Fund		\$731	\$0	\$0	\$0
<u>A5031-General Fund</u>					
5031	Interfund Transfers	4,279,359	4,061,694	4,061,694	4,138,963
Total General Fund		\$4,279,359	\$4,061,694	\$4,061,694	\$4,138,963



General Fund Revenue Detail

<u>Object</u>	<u>Description</u>	<u>2012</u> <u>Actual</u>	<u>2013</u> <u>Budget</u>	<u>2013</u> <u>Forecast</u>	<u>2014</u> <u>Budget</u>
<u>A5033-General Fund</u>					
5033	Capital Project Transfers	614,619	200,020	201,000	0
Total General Fund		\$614,619	\$200,020	\$201,000	\$0
Fund Total		<u>\$85,203,673</u>	<u>\$98,422,439</u>	<u>\$97,717,503</u>	<u>\$94,892,872</u>



General Fund Expenditures Detail

<u>Object</u>	<u>Description</u>	<u>2012</u> <u>Actual</u>	<u>2013</u> <u>Budget</u>	<u>2013</u> <u>Forecast</u>	<u>2014</u> <u>Budget</u>
<u>A1010-Town Board</u>					
1100	Regular Salaries	626,833	630,480	630,480	643,036
1175	Part Time Salaries	0	2,500	0	0
1400	Summer Casual Salaries	11,180	12,800	12,900	12,000
4110	Office Supplies	535	2,000	2,000	1,500
4210	Telephone	680	1,500	1,500	1,000
4400	Travel Expenses	2,399	3,000	3,000	3,000
4500	Printing	0	500	500	250
4530	Books	228	250	250	250
4610	Supplies	14	500	500	500
4720	Conferences & Dues	65	0	0	0
8020	Social Security	47,737	50,049	50,049	50,780
8021	MTA Tax	2,132	2,225	2,225	2,257
Total Town Board		\$691,802	\$705,804	\$703,404	\$714,573
<u>A1130-Traffic Violations Board</u>					
1150	Permanent Part Time Salaries	15,058	15,000	15,000	15,000
4480	Photography	0	250	250	0
4550	Outside Professional	82,670	100,000	100,000	100,000
8020	Social Security	1,145	1,148	1,148	1,148
8021	MTA Tax	51	51	51	51
Total Traffic Violations Board		\$98,923	\$116,449	\$116,449	\$116,199
<u>A1220-Supervisor</u>					
1100	Regular Salaries	717,129	516,745	516,745	628,617
4110	Office Supplies	45	2,500	500	500
4400	Travel Expenses	282	100	100	100
4530	Books	202	250	250	250
4550	Outside Professional	10,862	0	0	0
4720	Conferences & Dues	0	500	500	500
4950	Other	508	500	500	500
8020	Social Security	48,573	39,531	39,531	48,444
8021	MTA Tax	2,483	1,758	1,758	2,153
Total Supervisor		\$780,084	\$561,884	\$559,884	\$681,064
<u>A1225-Constituent Services</u>					
1100	Regular Salaries	147,794	154,597	154,597	159,099
1150	Permanent Part Time Salaries	24,875	28,600	28,600	28,600
8020	Social Security	12,948	14,015	14,015	14,359
8021	MTA Tax	630	623	623	638
Total Constituent Services		\$186,247	\$197,835	\$197,835	\$202,696



General Fund Expenditures Detail

<u>Object</u>	<u>Description</u>	<u>2012</u> <u>Actual</u>	<u>2013</u> <u>Budget</u>	<u>2013</u> <u>Forecast</u>	<u>2014</u> <u>Budget</u>
<u>A1315-Comptroller</u>					
1100	Regular Salaries	765,812	752,858	752,858	686,049
4000	Credit Card Fees	799	1,000	1,000	500
4110	Office Supplies	1,039	1,500	1,500	1,000
4115	Small Furn & Office Equip	895	500	500	250
4122	Computer Supp, Software	0	500	500	250
4400	Travel Expenses	69	1,000	1,000	750
4530	Books	356	750	750	750
4550	Outside Professional	105,280	101,000	101,000	101,000
4720	Conferences & Dues	2,060	3,000	3,000	3,000
8020	Social Security	57,116	60,735	60,735	52,483
8021	MTA Tax	2,672	2,700	2,700	2,333
Total Comptroller		\$936,098	\$925,543	\$925,543	\$848,365
<u>A1316-Payroll</u>					
1100	Regular Salaries	173,330	168,854	168,854	181,602
1300	Overtime Salaries	36	2,000	2,000	1,500
4110	Office Supplies	290	500	500	500
4400	Travel Expenses	4	100	100	100
4720	Conferences & Dues	219	1,000	1,000	750
8020	Social Security	13,103	13,070	13,070	14,007
8021	MTA Tax	588	581	581	623
Total Payroll		\$187,569	\$186,105	\$186,105	\$199,082
<u>A1330-Receiver Of Taxes</u>					
1100	Regular Salaries	467,315	451,880	451,880	475,992
1175	Part Time Salaries	30,844	30,000	30,000	30,000
1300	Overtime Salaries	24,520	24,000	24,000	24,000
4110	Office Supplies	101	3,000	3,000	3,000
4115	Small Furn & Office Equip	192	300	300	300
4130	Postage	59,224	55,000	55,000	55,000
4290	Other Equipment Rental	2,988	2,988	2,988	2,988
4500	Printing	4,123	5,000	5,000	5,000
4510	Equip Supplies, Repairs & Main	0	100	100	100
4570	Service Contracts	290	800	800	900
4700	Advertising	96	100	100	100
4720	Conferences & Dues	60	0	0	0
8020	Social Security	38,189	38,699	38,699	40,828
8021	MTA Tax	1,754	1,719	1,719	1,815
Total Receiver Of Taxes		\$629,695	\$613,586	\$613,586	\$640,023



General Fund Expenditures Detail

<u>Object</u>	<u>Description</u>	<u>2012</u> <u>Actual</u>	<u>2013</u> <u>Budget</u>	<u>2013</u> <u>Forecast</u>	<u>2014</u> <u>Budget</u>
<u>A1345-Purchasing</u>					
1100	Regular Salaries	258,333	227,273	227,273	250,600
1300	Overtime Salaries	0	500	500	500
2200	Office Equipment	0	500	500	500
4110	Office Supplies	1,544	1,250	1,250	1,250
4400	Travel Expenses	78	500	500	500
4500	Printing	0	500	500	0
4530	Books	219	250	250	250
4700	Advertising	4,537	6,000	6,000	6,000
4720	Conferences & Dues	1,115	1,000	1,000	1,000
8020	Social Security	19,434	17,424	17,424	19,209
8021	MTA Tax	870	774	774	854
Total Purchasing		\$286,130	\$255,971	\$255,971	\$280,663
<u>A1355-Assessor</u>					
1100	Regular Salaries	576,685	524,219	524,219	602,499
1150	Permanent Part Time Salaries	61,179	95,000	95,000	95,000
1175	Part Time Salaries	612	0	0	0
1400	Summer Casual Salaries	9,642	18,100	18,100	20,000
4110	Office Supplies	492	2,775	2,775	3,000
4115	Small Furn & Office Equip	0	500	500	500
4400	Travel Expenses	160	500	500	1,500
4480	Photography	1,500	2,500	2,500	2,500
4500	Printing	2,142	3,000	3,000	3,000
4530	Books	175	1,100	1,100	1,500
4550	Outside Professional	7,000	250,000	250,000	200,000
4570	Service Contracts	0	750	750	750
4700	Advertising	79	2,050	2,050	150
4720	Conferences & Dues	2,076	2,000	2,000	2,000
4850	Tuition	0	0	0	1,500
4950	Other	0	500	500	500
8020	Social Security	48,318	49,212	49,212	55,271
8021	MTA Tax	2,405	2,187	2,187	2,456
Total Assessor		\$712,463	\$954,393	\$954,393	\$992,126
<u>A1356-Assessment Review Board</u>					
1100	Regular Salaries	52,200	52,000	52,000	52,000
4110	Office Supplies	0	100	100	100
4460	Outside Stenographic	1,047	2,000	2,000	2,000
4550	Outside Professional	0	15,000	15,000	15,000
8020	Social Security	3,994	3,978	3,978	3,978
8021	MTA Tax	178	177	177	177
Total Assessment Review Board		\$57,418	\$73,255	\$73,255	\$73,255



General Fund Expenditures Detail

<u>Object</u>	<u>Description</u>	<u>2012</u> <u>Actual</u>	<u>2013</u> <u>Budget</u>	<u>2013</u> <u>Forecast</u>	<u>2014</u> <u>Budget</u>
<u>A1357-Star Exemption</u>					
1100	Regular Salaries	54,474	52,387	52,387	55,981
4110	Office Supplies	0	500	500	500
4130	Postage	0	5,000	5,544	5,000
4500	Printing	0	1,000	1,000	1,000
8020	Social Security	4,051	4,008	4,008	4,283
8021	MTA Tax	185	178	178	190
Total Star Exemption		\$58,710	\$63,073	\$63,617	\$66,954
<u>A1380-Fiscal Agent Fees</u>					
4600	Bond & Note Issue & Serv Exp	27,958	35,000	35,000	35,000
Total Fiscal Agent Fees		\$27,958	\$35,000	\$35,000	\$35,000
<u>A1410-Town Clerk</u>					
1100	Regular Salaries	519,721	476,328	480,807	511,873
1150	Permanent Part Time Salaries	15,259	15,200	15,200	15,200
1175	Part Time Salaries	9,781	11,556	12,000	12,000
1300	Overtime Salaries	1,859	4,000	4,000	2,000
1400	Summer Casual Salaries	31,761	10,445	10,000	10,000
2200	Office Equipment	250	1,500	1,500	0
2600	Equipment & Machinery	0	4,090	4,090	0
4110	Office Supplies	4,897	4,000	4,000	4,000
4500	Printing	1,292	3,000	3,000	3,000
4510	Equip Supplies, Repairs & Main	0	494	495	750
4530	Books	72	150	150	150
4720	Conferences & Dues	2,844	2,000	2,000	2,000
8020	Social Security	42,693	39,934	39,934	42,403
8021	MTA Tax	1,947	1,775	1,775	1,885
Total Town Clerk		\$632,377	\$574,471	\$578,951	\$605,261
<u>A1411-Town Clerk Record Center</u>					
1100	Regular Salaries	87,526	84,172	84,172	89,947
1150	Permanent Part Time Salaries	37,410	35,585	41,000	20,020
1175	Part Time Salaries	23,344	15,500	15,500	15,895
2200	Office Equipment	0	2,000	2,000	0
4110	Office Supplies	1,355	2,642	2,642	2,000
4190	Celebrations	0	1,000	1,000	1,000
4550	Outside Professional	0	45,000	45,000	0
4720	Conferences & Dues	580	1,000	1,000	1,000
8020	Social Security	11,294	10,761	10,761	9,268
8021	MTA Tax	507	479	479	428
Total Town Clerk Record Center		\$162,016	\$198,139	\$203,554	\$139,558



General Fund Expenditures Detail

<u>Object</u>	<u>Description</u>	<u>2012</u> <u>Actual</u>	<u>2013</u> <u>Budget</u>	<u>2013</u> <u>Forecast</u>	<u>2014</u> <u>Budget</u>
<u>A1412-Town Board Meetings & Admin</u>					
4110	Office Supplies	370	11,000	11,000	500
4460	Outside Stenographic	18,048	20,000	20,000	20,000
4530	Books	13,483	20,000	20,000	20,000
4700	Advertising	29,404	30,172	30,172	30,000
Total Town Board Meetings & Admin		\$61,306	\$81,172	\$81,172	\$70,500
<u>A1415-Commuter Parking</u>					
1100	Regular Salaries	134,401	132,275	132,275	144,668
1175	Part Time Salaries	2,193	2,000	2,000	2,000
1300	Overtime Salaries	181	500	500	250
4110	Office Supplies	356	500	500	500
4500	Printing	424	27,330	27,330	14,000
8020	Social Security	10,293	10,416	10,416	11,239
8021	MTA Tax	459	463	463	500
Total Commuter Parking		\$148,308	\$173,484	\$173,484	\$173,157
<u>A1420-Town Attorney</u>					
1100	Regular Salaries	1,129,107	1,094,997	1,090,238	1,179,294
1150	Permanent Part Time Salaries	144,369	140,000	140,000	140,000
1400	Summer Casual Salaries	4,842	5,000	5,000	5,000
4110	Office Supplies	346	1,000	1,000	1,000
4400	Travel Expenses	5,956	5,000	5,000	5,000
4460	Outside Stenographic	18,204	30,000	30,000	30,000
4500	Printing	3,241	9,000	9,000	9,000
4530	Books	20,397	35,000	35,000	35,000
4550	Outside Professional	173,453	209,983	209,984	169,992
4551	Outside Professional - Legal	1,166,458	978,502	978,502	750,000
4700	Advertising	316	500	500	500
4720	Conferences & Dues	505	3,000	3,000	3,000
8020	Social Security	91,208	97,047	97,047	101,308
8021	MTA Tax	4,522	4,314	4,314	4,503
Total Town Attorney		\$2,762,923	\$2,613,343	\$2,608,585	\$2,433,597



General Fund Expenditures Detail

<u>Object</u>	<u>Description</u>	<u>2012</u> <u>Actual</u>	<u>2013</u> <u>Budget</u>	<u>2013</u> <u>Forecast</u>	<u>2014</u> <u>Budget</u>
<u>A1430-Personnel</u>					
1100	Regular Salaries	285,583	282,500	282,500	298,354
1300	Overtime Salaries	3,375	3,000	3,000	3,000
1400	Summer Casual Salaries	3,150	2,500	2,500	2,500
4110	Office Supplies	52	500	500	500
4400	Travel Expenses	1,445	1,500	1,500	1,500
4550	Outside Professional	6,900	7,500	7,500	7,500
4700	Advertising	4,214	3,500	3,500	2,000
4720	Conferences & Dues	625	2,000	2,000	2,000
8020	Social Security	21,208	22,032	22,032	23,245
8021	MTA Tax	986	980	980	1,033
Total Personnel		\$327,538	\$326,012	\$326,012	\$341,632
<u>A1431-Union Representatives</u>					
1100	Regular Salaries	277,326	269,474	269,474	280,911
8020	Social Security	21,023	20,615	20,615	21,490
8021	MTA Tax	1,000	916	916	955
Total Union Representatives		\$299,350	\$291,005	\$291,005	\$303,356
<u>A1440-Town Engineer</u>					
1100	Regular Salaries	601,880	565,581	561,932	604,606
1150	Permanent Part Time Salaries	5,723	0	0	0
1300	Overtime Salaries	3,180	5,000	5,000	5,000
2316	Leased Equipment	0	3,750	3,750	4,000
2600	Equipment & Machinery	-2,107	1,000	1,000	0
4110	Office Supplies	1,424	1,500	1,500	1,500
4115	Small Furn & Office Equip	0	1,000	1,000	1,000
4122	Computer Supp, Software	607	0	0	0
4400	Travel Expenses	-38	1,000	1,000	1,000
4470	Uniforms	134	500	500	500
4480	Photography	0	750	750	0
4490	Drafting	341	500	500	500
4510	Equip Supplies, Repairs & Main	0	1,000	1,000	500
4530	Books	0	3,000	3,000	3,000
4550	Outside Professional	16,613	49,550	49,550	40,000
4570	Service Contracts	1,365	2,040	2,040	2,040
4580	Laboratory Supplies	0	500	500	1,000
4700	Advertising	37,014	124,565	125,000	0
4720	Conferences & Dues	0	1,000	1,000	2,000
4770	Small Tools & Equipment	164	200	200	200
8020	Social Security	46,384	43,370	43,370	46,635
8021	MTA Tax	2,155	1,928	1,928	2,073
Total Town Engineer		\$714,841	\$807,734	\$804,520	\$715,554



General Fund Expenditures Detail

<u>Object</u>	<u>Description</u>	<u>2012</u> <u>Actual</u>	<u>2013</u> <u>Budget</u>	<u>2013</u> <u>Forecast</u>	<u>2014</u> <u>Budget</u>
<u>A1450-Elections</u>					
4550	Outside Professional	-10,487	0	0	0
Total Elections		\$-10,487	\$0	\$0	\$0
<u>A1490-General Service Administration</u>					
1100	Regular Salaries	453,250	453,352	453,352	473,501
1300	Overtime Salaries	0	1,000	1,000	1,000
4720	Conferences & Dues	454	400	400	0
8020	Social Security	33,566	34,758	34,758	36,299
8021	MTA Tax	1,541	1,544	1,544	1,613
Total General Service Administration		\$488,811	\$491,054	\$491,054	\$512,413



General Fund Expenditures Detail

<u>Object</u>	<u>Description</u>	<u>2012</u> <u>Actual</u>	<u>2013</u> <u>Budget</u>	<u>2013</u> <u>Forecast</u>	<u>2014</u> <u>Budget</u>
<u>A1621-Building and Grounds</u>					
1100	Regular Salaries	4,818,885	5,094,869	5,124,987	5,295,288
1150	Permanent Part Time Salaries	8,350	7,500	7,500	7,500
1200	Non-Permanent Salaries	47,334	80,000	80,000	80,000
1300	Overtime Salaries	231,579	185,000	185,000	185,000
1400	Summer Casual Salaries	87,817	70,000	70,000	70,000
2100	Furniture and Furnishings	6,981	3,323	3,323	2,500
2600	Equipment & Machinery	1,947	1,500	1,500	1,500
4110	Office Supplies	402	177	178	1,000
4115	Small Furn & Office Equip	2,879	3,000	3,000	3,000
4120	Fuel for Vehicle & Equipment	496,884	390,000	390,000	390,000
4210	Telephone	352,287	225,000	225,000	300,000
4220	Electric (LIPA)	765,893	898,500	899,000	785,000
4230	Water	40,905	40,000	40,000	40,000
4280	Protections Systems Rentals	20,751	20,000	20,000	20,000
4290	Other Equipment Rental	6,957	8,050	6,300	5,000
4350	Snow Removal Materials	0	11,950	13,700	15,000
4420	Subcontract Cost	141,368	150,000	150,000	150,000
4470	Uniforms	19,418	20,000	20,000	20,000
4510	Equip Supplies, Repairs & Main	61,240	77,500	80,000	80,000
4520	Vehicle Repairs, Supplies	1,229	0	0	0
4550	Outside Professional	38,447	40,475	40,475	40,000
4552	Property Clean up	238,912	19,850	19,850	20,000
4570	Service Contracts	130	17,211	17,211	26,800
4620	Medical & Safety Supplies	2,456	5,000	5,000	7,000
4630	Playground & Rec Supplies	37,582	52,893	52,893	50,000
4640	Lighting & Electric Supplies	55,684	32,500	30,000	30,000
4650	Building Repair, Maint & Supp	198,198	185,080	185,080	185,000
4660	Heating Oil	69,813	100,000	100,000	85,000
4665	Natural Gas	140,850	200,000	200,000	150,000
4670	Signs,Road Paint & Markings	4,064	3,500	3,500	1,500
4680	Surfacing Materials	5,321	5,000	5,000	5,000
4690	Fertilizer, Seed & Sod	48,077	40,000	40,000	40,000
4720	Conferences & Dues	285	1,000	1,000	1,000
4770	Small Tools & Equipment	8,519	15,000	15,000	15,000
4990	Refuse Disposal Charges	25,666	25,000	25,000	25,000
8020	Social Security	391,206	417,498	417,498	433,968
8021	MTA Tax	18,239	18,555	18,555	19,287
Total Building and Grounds		\$8,396,558	\$8,464,930	\$8,495,550	\$8,585,343



General Fund Expenditures Detail

<u>Object</u>	<u>Description</u>	<u>2012</u> <u>Actual</u>	<u>2013</u> <u>Budget</u>	<u>2013</u> <u>Forecast</u>	<u>2014</u> <u>Budget</u>
<u>A1624-Heckscher Amphitheater</u>					
2600	Equipment & Machinery	17,744	17,000	17,000	0
4110	Office Supplies	96	50	50	50
4115	Small Furn & Office Equip	277	340	500	500
4122	Computer Supp, Software	332	410	250	250
4290	Other Equipment Rental	4,145	5,000	5,000	5,000
4400	Travel Expenses	276	500	500	500
4470	Uniforms	107	200	200	200
4510	Equip Supplies, Repairs & Main	7,872	7,790	7,790	2,500
4550	Outside Professional	0	1,500	1,500	1,500
4640	Lighting & Electric Supplies	1,955	1,000	1,000	1,000
4770	Small Tools & Equipment	481	500	500	500
Total Heckscher Amphitheater		\$33,285	\$34,290	\$34,290	\$12,000
<u>A1625-Vehicle Maintenance</u>					
1100	Regular Salaries	654,128	682,948	682,948	705,900
1300	Overtime Salaries	9,727	10,000	10,000	10,000
2600	Equipment & Machinery	0	2,312	2,312	0
4122	Computer Supp, Software	0	2,000	3,000	3,000
4470	Uniforms	2,227	2,500	2,500	2,500
4510	Equip Supplies, Repairs & Main	3,212	3,000	3,000	5,000
4520	Vehicle Repairs, Supplies	281,218	236,876	235,880	235,000
4770	Small Tools & Equipment	4,186	3,812	3,812	5,000
8020	Social Security	49,839	53,011	53,011	54,766
8021	MTA Tax	2,355	2,356	2,356	2,434
Total Vehicle Maintenance		\$1,006,892	\$998,815	\$998,819	\$1,023,600
<u>A1660-Central Supply/Mailroom</u>					
1100	Regular Salaries	170,074	163,560	163,560	174,779
1300	Overtime Salaries	891	1,000	1,000	0
4110	Office Supplies	85,809	100,000	100,000	90,000
4130	Postage	144,981	145,000	145,000	145,000
4290	Other Equipment Rental	8,376	10,000	10,000	10,000
4570	Service Contracts	5,895	7,500	7,500	7,500
8020	Social Security	12,825	12,589	12,589	13,447
8021	MTA Tax	573	560	560	598
Total Central Supply/Mailroom		\$429,424	\$440,209	\$440,209	\$441,324



General Fund Expenditures Detail

<u>Object</u>	<u>Description</u>	<u>2012</u> <u>Actual</u>	<u>2013</u> <u>Budget</u>	<u>2013</u> <u>Forecast</u>	<u>2014</u> <u>Budget</u>
<u>A1670-Copy Center</u>					
1100	Regular Salaries	31,293	0	0	0
2316	Leased Equipment	229,850	200,000	200,000	205,000
4110	Office Supplies	34,494	35,000	35,000	35,000
4550	Outside Professional	3,393	4,000	4,000	4,000
4570	Service Contracts	0	1,000	1,000	0
8020	Social Security	2,394	0	0	0
8021	MTA Tax	106	0	0	0
Total Copy Center		\$301,530	\$240,000	\$240,000	\$244,000
<u>A1680-Information Technology</u>					
1100	Regular Salaries	928,138	948,707	902,047	1,076,470
1150	Permanent Part Time Salaries	4,737	0	0	11,000
1300	Overtime Salaries	18,437	15,000	15,000	15,000
1400	Summer Casual Salaries	6,340	6,000	6,000	6,000
2210	Computer, Software & Printers	0	1,550	1,550	1,500
2220	Townwide Computerization	30,174	26,275	26,275	27,000
2600	Equipment & Machinery	18,425	2,000	2,000	0
4110	Office Supplies	5,753	11,145	11,146	8,135
4122	Computer Supp, Software	31,796	105,071	105,072	140,135
4400	Travel Expenses	43	2,250	2,250	2,250
4510	Equip Supplies, Repairs & Main	660	4,000	4,000	4,000
4530	Books	35	500	500	500
4550	Outside Professional	31,587	304,345	304,345	185,000
4570	Service Contracts	505,489	640,855	640,855	626,000
4720	Conferences & Dues	1,036	2,000	2,000	3,000
4770	Small Tools & Equipment	200	0	0	0
4850	Tuition	1,000	21,450	21,450	10,000
8020	Social Security	72,401	74,022	74,022	84,798
8021	MTA Tax	3,369	3,290	3,290	3,769
Total Information Technology		\$1,659,619	\$2,168,460	\$2,121,802	\$2,204,557
<u>A1910-Unallocated Insurance</u>					
4150	Insurance	273,176	270,565	270,565	347,032
Total Unallocated Insurance		\$273,176	\$270,565	\$270,565	\$347,032
<u>A1920-Municipal Association Dues</u>					
4720	Conferences & Dues	4,810	9,000	9,000	9,000
Total Municipal Association Dues		\$4,810	\$9,000	\$9,000	\$9,000
<u>A1930-Judgements and Claims</u>					
4160	Judgements & Claims	276,276	772,995	523,000	300,000
Total Judgements and Claims		\$276,276	\$772,995	\$523,000	\$300,000



General Fund Expenditures Detail

<u>Object</u>	<u>Description</u>	<u>2012 Actual</u>	<u>2013 Budget</u>	<u>2013 Forecast</u>	<u>2014 Budget</u>
<u>A1940-Purchase of Land</u>					
2109	Purchase of Open Space Land	0	0	0	1,500,000
Total Purchase of Land		\$0	\$0	\$0	\$1,500,000
<u>A1950-Taxes & Assessment/Muni Prop</u>					
4170	Taxes & Assmts On Muni Prop	20,274	25,000	12,000	20,000
Total Taxes & Assessment/Muni Prop		\$20,274	\$25,000	\$12,000	\$20,000
<u>A1989-Other General Gov Support</u>					
4180	Employee Assistance Program	7,351	20,000	20,000	20,000
Total Other General Gov Support		\$7,351	\$20,000	\$20,000	\$20,000
<u>A1990-Contingency</u>					
1100	Regular Salaries	0	311,015	50,000	0
Total Contingency		\$0	\$311,015	\$50,000	\$0
<u>A3010-Public Safety Administration</u>					
1100	Regular Salaries	2,039,020	2,028,172	2,028,172	2,124,360
1150	Permanent Part Time Salaries	269,067	200,000	200,000	300,000
1300	Overtime Salaries	133,465	100,000	100,000	100,000
1400	Summer Casual Salaries	28,498	43,000	43,000	43,000
2782	Parking Meters	19,153	0	0	0
4000	Credit Card Fees	3,072	3,000	3,000	6,000
4051	F.I.R.E. Association Expenses	9,123	30,316	30,317	0
4110	Office Supplies	299	250	250	250
4115	Small Furn & Office Equip	372	0	0	0
4470	Uniforms	4,241	8,027	8,027	9,000
4500	Printing	2,749	3,700	3,700	3,700
4510	Equip Supplies, Repairs & Main	302	4,300	4,300	6,500
4520	Vehicle Repairs, Supplies	270	300	300	1,000
4550	Outside Professional	11,207	31,437	31,437	0
4670	Signs,Road Paint & Markings	800	1,000	1,000	1,000
4700	Advertising	0	2,000	2,000	0
4720	Conferences & Dues	0	2,000	2,000	950
4770	Small Tools & Equipment	547	300	300	300
8020	Social Security	184,214	181,548	181,548	196,403
8021	MTA Tax	8,707	8,069	8,069	8,729
Total Public Safety Administration		\$2,715,104	\$2,647,419	\$2,647,420	\$2,801,192



General Fund Expenditures Detail

<u>Object</u>	<u>Description</u>	<u>2012</u> <u>Actual</u>	<u>2013</u> <u>Budget</u>	<u>2013</u> <u>Forecast</u>	<u>2014</u> <u>Budget</u>
<u>A3120-Harbor and Waterways</u>					
1100	Regular Salaries	364,568	399,961	399,961	450,091
1150	Permanent Part Time Salaries	47,403	54,000	54,000	54,000
1200	Non-Permanent Salaries	12,995	0	0	0
1300	Overtime Salaries	45,079	22,966	20,000	20,000
1400	Summer Casual Salaries	81,686	75,000	75,000	45,000
4110	Office Supplies	211	471	472	500
4220	Electric (LIPA)	1,995	3,000	3,000	3,000
4230	Water	177	500	500	500
4470	Uniforms	3,357	3,752	3,752	3,800
4510	Equip Supplies, Repairs & Main	32,798	41,459	41,059	32,000
4520	Vehicle Repairs, Supplies	5,559	3,000	3,000	3,000
4550	Outside Professional	9,415	5,600	5,600	4,000
4620	Medical & Safety Supplies	499	600	600	600
4665	Natural Gas	2,365	2,500	2,500	4,600
4770	Small Tools & Equipment	0	350	750	1,000
8020	Social Security	41,668	42,662	42,662	43,536
8021	MTA Tax	1,943	1,896	1,896	1,935
Total Harbor and Waterways		\$651,717	\$657,717	\$654,752	\$667,562
<u>A3510-Control of Animals</u>					
1100	Regular Salaries	541,826	518,737	503,642	598,235
1150	Permanent Part Time Salaries	73,951	75,000	75,000	75,000
1300	Overtime Salaries	33,894	30,000	30,000	30,000
1400	Summer Casual Salaries	2,484	0	0	0
4000	Credit Card Fees	741	1,000	1,000	1,000
4110	Office Supplies	678	500	500	500
4115	Small Furn & Office Equip	440	500	500	500
4220	Electric (LIPA)	15,477	30,000	30,000	30,000
4230	Water	1,520	1,600	1,600	1,600
4470	Uniforms	0	2,600	2,600	1,600
4510	Equip Supplies, Repairs & Main	1,791	3,000	3,000	3,000
4520	Vehicle Repairs, Supplies	0	300	300	0
4550	Outside Professional	31,741	30,000	30,000	30,000
4620	Medical & Safety Supplies	457	1,500	1,500	1,500
4650	Building Repair, Maint & Supp	3,085	3,200	3,200	3,200
4665	Natural Gas	4,243	6,000	6,000	5,000
4760	Pet Food	4,984	6,500	6,500	6,000
4770	Small Tools & Equipment	0	200	200	0
8020	Social Security	49,612	51,563	51,563	53,797
8021	MTA Tax	2,298	2,292	2,292	2,391
Total Control of Animals		\$769,222	\$764,492	\$749,397	\$843,323



General Fund Expenditures Detail

<u>Object</u>	<u>Description</u>	<u>2012</u> <u>Actual</u>	<u>2013</u> <u>Budget</u>	<u>2013</u> <u>Forecast</u>	<u>2014</u> <u>Budget</u>
<u>A3621-Code Enforcement - Sfty Inspec</u>					
1100	Regular Salaries	196,166	117,814	117,814	189,849
1150	Permanent Part Time Salaries	23,232	17,000	17,000	17,000
1400	Summer Casual Salaries	4,760	4,000	4,000	4,000
4470	Uniforms	0	2,000	2,000	1,000
4480	Photography	0	350	350	0
8020	Social Security	17,082	14,875	14,875	16,130
8021	MTA Tax	785	662	662	717
Total Code Enforcement - Sfty Inspec		\$242,024	\$156,701	\$156,701	\$228,696
<u>A3640-Civil Defense</u>					
1100	Regular Salaries	14,054	14,000	14,000	14,000
8020	Social Security	957	1,071	1,071	1,071
8021	MTA Tax	47	48	48	48
Total Civil Defense		\$15,058	\$15,119	\$15,119	\$15,119
<u>A3999-FEMA/SEMA Expenses</u>					
1300	Overtime Salaries	666,651	0	72,295	0
4110	Office Supplies	73	0	0	0
4115	Small Furn & Office Equip	480	0	0	0
4290	Other Equipment Rental	335	0	95	0
4510	Equip Supplies, Repairs & Main	5,694	0	11,400	0
4550	Outside Professional	223	0	0	0
4640	Lighting & Electric Supplies	13,886	0	0	0
4650	Building Repair, Maint & Supp	56,230	0	5,980	0
4690	Fertilizer, Seed & Sod	2,171	0	0	0
4700	Advertising	0	0	3,765	0
8020	Social Security	50,896	0	5,422	0
8021	MTA Tax	867	0	241	0
Total FEMA/SEMA Expenses		\$797,507	\$0	\$99,198	\$0
<u>A4220-Starshine Program</u>					
4001	Contractual Agreement	633,254	810,936	810,936	824,183
Total Starshine Program		\$633,254	\$810,936	\$810,936	\$824,183
<u>A4225-Agency Contracts (Krag)</u>					
4001	Contractual Agreement	11,098	22,400	22,400	12,000
Total Agency Contracts (Krag)		\$11,098	\$22,400	\$22,400	\$12,000



General Fund Expenditures Detail

<u>Object</u>	<u>Description</u>	<u>2012</u> <u>Actual</u>	<u>2013</u> <u>Budget</u>	<u>2013</u> <u>Forecast</u>	<u>2014</u> <u>Budget</u>
<u>A5010-Superintendent Of Highways</u>					
1100	Regular Salaries	608,488	585,590	585,590	616,116
1150	Permanent Part Time Salaries	15,049	16,000	16,000	16,000
1300	Overtime Salaries	83	0	0	0
2100	Furniture and Furnishings	0	250	250	250
2210	Computer, Software & Printers	0	6,587	6,587	5,000
4110	Office Supplies	1,000	1,000	1,000	1,000
4122	Computer Supp, Software	4,803	4,500	4,500	4,500
4210	Telephone	5,851	5,500	5,500	5,500
4220	Electric (LIPA)	78,863	105,000	105,000	105,000
4230	Water	1,394	2,000	2,000	2,000
4290	Other Equipment Rental	1,421	1,500	1,500	1,000
4665	Natural Gas	14,632	18,000	18,000	18,000
4700	Advertising	1,140	2,000	2,000	1,500
4720	Conferences & Dues	85	1,000	1,000	750
8020	Social Security	44,544	46,022	46,022	48,662
8021	MTA Tax	2,063	2,045	2,045	2,163
Total Superintendent Of Highways		\$779,418	\$796,994	\$796,994	\$827,441



General Fund Expenditures Detail

<u>Object</u>	<u>Description</u>	<u>2012</u> <u>Actual</u>	<u>2013</u> <u>Budget</u>	<u>2013</u> <u>Forecast</u>	<u>2014</u> <u>Budget</u>
A5630-Bus Operations					
1100	Regular Salaries	2,089,842	2,188,858	2,188,858	2,289,860
1150	Permanent Part Time Salaries	563,384	380,000	380,000	380,000
1300	Overtime Salaries	92,080	95,000	95,000	85,000
2600	Equipment & Machinery	0	2,000	2,000	1,000
4110	Office Supplies	471	500	500	500
4115	Small Furn & Office Equip	0	500	500	250
4120	Fuel for Vehicle & Equipment	318,706	378,000	378,000	350,000
4122	Computer Supp, Software	469	500	500	500
4150	Insurance	99,401	95,150	95,150	129,655
4210	Telephone	5,264	6,000	6,000	6,500
4220	Electric (LIPA)	23,804	27,000	27,000	34,000
4230	Water	842	1,000	1,000	1,000
4350	Snow Removal Materials	0	550	550	550
4400	Travel Expenses	1,274	1,000	1,000	250
4470	Uniforms	9,161	10,000	10,000	10,000
4500	Printing	230	3,451	3,452	2,500
4510	Equip Supplies, Repairs & Main	8,957	14,000	14,000	14,000
4520	Vehicle Repairs, Supplies	226,306	164,975	165,000	165,000
4550	Outside Professional	3,082	5,000	5,000	5,000
4570	Service Contracts	23,410	33,000	33,000	33,000
4620	Medical & Safety Supplies	0	100	100	100
4640	Lighting & Electric Supplies	470	500	500	600
4650	Building Repair, Maint & Supp	9,466	8,785	8,785	8,700
4665	Natural Gas	14,840	25,000	25,000	23,000
4700	Advertising	403	1,000	1,000	1,000
4720	Conferences & Dues	0	500	500	250
4770	Small Tools & Equipment	1,750	2,000	2,000	2,000
4850	Tuition	99	500	500	500
4990	Refuse Disposal Charges	1,238	2,000	2,000	2,000
8020	Social Security	206,181	216,790	216,790	209,704
8021	MTA Tax	9,539	9,636	9,636	9,321
Total Bus Operations		\$3,710,666	\$3,673,295	\$3,673,321	\$3,765,740



General Fund Expenditures Detail

<u>Object</u>	<u>Description</u>	<u>2012 Actual</u>	<u>2013 Budget</u>	<u>2013 Forecast</u>	<u>2014 Budget</u>
<u>A5720-Waterways Navigation</u>					
1175	Part Time Salaries	55,299	55,000	55,000	55,000
4470	Uniforms	486	50	50	0
4510	Equip Supplies, Repairs & Main	8,331	11,250	8,700	7,000
4550	Outside Professional	300	-300	500	0
4610	Supplies	660	800	500	500
4770	Small Tools & Equipment	89	0	250	0
8020	Social Security	4,230	4,208	4,208	4,208
8021	MTA Tax	188	187	187	187
Total Waterways Navigation		\$69,582	\$71,195	\$69,395	\$66,895
<u>A6010-Handicapped Enforce Program</u>					
1100	Regular Salaries	51,880	49,892	49,892	53,315
4115	Small Furn & Office Equip	125	250	250	250
4480	Photography	5,916	7,500	7,500	7,500
8020	Social Security	3,824	3,816	3,816	4,079
8021	MTA Tax	170	169	169	181
Total Handicapped Enforce Program		\$61,915	\$61,627	\$61,627	\$65,325
<u>A6312-Literacy Volunteers of America</u>					
4001	Contractual Agreement	9,500	9,500	9,500	9,500
Total Literacy Volunteers of America		\$9,500	\$9,500	\$9,500	\$9,500
<u>A6410-Public Information</u>					
1100	Regular Salaries	117,543	112,094	112,094	115,288
1150	Permanent Part Time Salaries	18,860	5,368	5,368	0
1300	Overtime Salaries	10,231	5,500	6,000	0
4570	Service Contracts	32,671	23,000	23,000	23,000
4700	Advertising	0	500	500	0
8020	Social Security	9,992	10,870	10,870	8,820
8021	MTA Tax	472	483	483	392
Total Public Information		\$189,769	\$157,815	\$158,315	\$147,500
<u>A6510-Veterans Services</u>					
4190	Celebrations	2,935	3,000	3,000	4,000
4710	Rent	4,000	4,000	4,000	4,000
Total Veterans Services		\$6,935	\$7,000	\$7,000	\$8,000



General Fund Expenditures Detail

<u>Object</u>	<u>Description</u>	<u>2012</u> <u>Actual</u>	<u>2013</u> <u>Budget</u>	<u>2013</u> <u>Forecast</u>	<u>2014</u> <u>Budget</u>
<u>A6770-Work/Family Assist Program</u>					
4013	Foster Grandparents Program	10,220	10,220	10,220	10,220
4014	Parents Initiative	9,500	9,500	9,500	9,500
4016	Work Plus - Family Service Lea	29,500	29,500	29,500	29,500
4021	Child Care Enhancement Fund	31,500	31,500	31,500	31,500
4025	Emergency Housing Relocation-FSL	58,000	58,000	58,000	58,000
4053	HBCAC - Hunt Breast Cancer	10,000	10,000	10,000	10,000
4055	SeniorNet@FSL Huntington	9,750	9,750	9,750	9,750
4056	Students and Scientists Progm	4,800	4,800	4,800	4,800
4058	FSLA Homeshare	6,000	6,000	6,000	6,000
Total Work/Family Assist Program		\$169,270	\$169,270	\$169,270	\$169,270
<u>A6772-Programs For The Aging</u>					
1100	Regular Salaries	482,338	448,290	448,290	530,683
1150	Permanent Part Time Salaries	87,880	90,000	90,000	90,000
1200	Non-Permanent Salaries	191	1,453	0	0
1300	Overtime Salaries	95	2,000	2,000	4,000
1400	Summer Casual Salaries	3,948	6,047	4,500	7,500
2100	Furniture and Furnishings	2,598	0	0	0
2600	Equipment & Machinery	702	0	0	0
4110	Office Supplies	3,559	3,591	3,592	3,000
4115	Small Furn & Office Equip	0	2,500	2,500	2,500
4400	Travel Expenses	2,166	4,000	4,000	2,800
4530	Books	74	0	0	0
4550	Outside Professional	3,951	5,000	5,000	5,000
4710	Rent	18,190	21,950	24,200	18,500
4720	Conferences & Dues	0	400	400	400
4740	Sr. Program Activities	1,059	750	750	1,500
8020	Social Security	43,305	45,312	45,312	48,362
8021	MTA Tax	1,936	2,013	2,013	2,149
Total Programs For The Aging		\$651,991	\$633,306	\$632,557	\$716,394



General Fund Expenditures Detail

<u>Object</u>	<u>Description</u>	<u>2012</u> <u>Actual</u>	<u>2013</u> <u>Budget</u>	<u>2013</u> <u>Forecast</u>	<u>2014</u> <u>Budget</u>
<u>A6773-Sr. Citizens Day Care Center</u>					
1100	Regular Salaries	211,498	205,565	205,565	220,440
1150	Permanent Part Time Salaries	85,497	84,000	84,000	84,000
1300	Overtime Salaries	0	0	0	250
4000	Credit Card Fees	902	1,000	1,000	1,000
4400	Travel Expenses	135	350	350	300
4510	Equip Supplies, Repairs & Main	666	600	600	600
4530	Books	228	135	135	160
4550	Outside Professional	3,705	5,000	5,000	5,000
4610	Supplies	480	1,741	1,742	750
4700	Advertising	1,501	1,865	1,865	2,000
4720	Conferences & Dues	640	640	640	750
4740	Sr. Program Activities	725	960	960	1,000
4950	Other	60	0	0	0
8020	Social Security	22,411	22,152	22,152	23,309
8021	MTA Tax	1,007	984	984	1,036
Total Sr. Citizens Day Care Center		\$329,454	\$324,992	\$324,993	\$340,595
<u>A6775-Sr. Nutrition Program</u>					
1100	Regular Salaries	285,998	286,475	291,475	306,276
1150	Permanent Part Time Salaries	144,174	132,500	132,500	132,500
1200	Non-Permanent Salaries	0	5,000	0	0
1300	Overtime Salaries	1,028	1,200	1,200	1,500
4001	Contractual Agreement	228,399	293,358	293,500	280,000
4122	Computer Supp, Software	0	483	484	300
4550	Outside Professional	0	1,500	1,500	1,000
8020	Social Security	32,887	32,526	32,526	35,766
8021	MTA Tax	1,493	1,446	1,446	1,590
Total Sr. Nutrition Program		\$693,978	\$754,488	\$754,631	\$758,932
<u>A7010-Arts Council Administration</u>					
4001	Contractual Agreement	147,500	147,500	147,500	147,500
Total Arts Council Administration		\$147,500	\$147,500	\$147,500	\$147,500



General Fund Expenditures Detail

<u>Object</u>	<u>Description</u>	<u>2012</u> <u>Actual</u>	<u>2013</u> <u>Budget</u>	<u>2013</u> <u>Forecast</u>	<u>2014</u> <u>Budget</u>
<u>A7020-Recreation Administration</u>					
1100	Regular Salaries	644,506	619,466	619,466	657,236
1150	Permanent Part Time Salaries	48,001	47,500	47,500	67,500
1175	Part Time Salaries	44	0	0	0
1300	Overtime Salaries	362	2,000	2,000	2,000
1400	Summer Casual Salaries	3,448	5,000	5,000	5,000
2210	Computer, Software & Printers	2,307	0	0	0
2222	Computer Software & Programs	2,582	0	0	0
4000	Credit Card Fees	45,799	45,000	45,000	45,000
4110	Office Supplies	286	500	500	500
4122	Computer Supp, Software	1,018	5,000	5,000	1,000
4390	Auto Mileage	631	850	850	850
4510	Equip Supplies, Repairs & Main	0	43,000	43,000	1,000
4550	Outside Professional	10,739	13,448	14,500	15,000
4700	Advertising	1,027	1,052	0	0
4720	Conferences & Dues	2,158	1,500	1,500	1,500
8020	Social Security	51,787	51,558	51,558	55,978
8021	MTA Tax	2,402	2,291	2,291	2,488
Total Recreation Administration		\$817,097	\$838,165	\$838,165	\$855,052
<u>A7115-Dix Hills Park-Administration</u>					
1100	Regular Salaries	229,281	231,144	231,144	296,647
1150	Permanent Part Time Salaries	145,168	140,000	140,000	140,000
1300	Overtime Salaries	13,716	10,000	10,000	12,000
1400	Summer Casual Salaries	394,999	395,000	395,000	395,000
4110	Office Supplies	458	500	500	500
4122	Computer Supp, Software	0	900	900	900
4390	Auto Mileage	0	250	250	250
4470	Uniforms	4,236	5,000	5,000	4,000
4481	Camp Youth Supplements	16,153	9,900	14,900	14,900
4510	Equip Supplies, Repairs & Main	102	500	500	500
4530	Books	0	1,600	2,000	1,000
4550	Outside Professional	7,175	4,200	4,200	0
4555	Instructional Services	184,626	160,000	160,000	180,000
4620	Medical & Safety Supplies	2,039	2,500	2,500	2,500
4630	Playground & Rec Supplies	22,841	29,000	24,000	26,000
4720	Conferences & Dues	100	300	300	300
4770	Small Tools & Equipment	29	500	500	500
4961	Exhibitions	0	100	500	1,000
8020	Social Security	59,822	57,845	57,845	61,502
8021	MTA Tax	2,667	2,571	2,571	2,734
Total Dix Hills Park-Administration		\$1,083,412	\$1,051,810	\$1,052,610	\$1,140,233



General Fund Expenditures Detail

<u>Object</u>	<u>Description</u>	<u>2012</u> <u>Actual</u>	<u>2013</u> <u>Budget</u>	<u>2013</u> <u>Forecast</u>	<u>2014</u> <u>Budget</u>
<u>A7116-Dix Hills Park-Maintenance</u>					
1100	Regular Salaries	632,297	636,281	636,281	725,852
1150	Permanent Part Time Salaries	33,806	30,000	30,000	15,000
1300	Overtime Salaries	117,264	100,000	100,000	100,000
1400	Summer Casual Salaries	6,552	5,250	5,250	5,250
4220	Electric (LIPA)	500,826	605,000	605,000	550,000
4230	Water	4,533	5,000	5,000	5,000
4350	Snow Removal Materials	348	0	500	500
4470	Uniforms	2,473	2,500	2,500	2,500
4510	Equip Supplies, Repairs & Main	137,924	149,378	153,250	57,750
4550	Outside Professional	200	200	500	500
4620	Medical & Safety Supplies	83	500	500	500
4640	Lighting & Electric Supplies	600	1,500	1,500	1,500
4650	Building Repair, Maint & Supp	31,099	36,000	36,000	37,000
4665	Natural Gas	99,249	140,000	140,000	130,000
4691	Chemical Supplies	22,862	23,300	19,500	18,500
4770	Small Tools & Equipment	1,539	1,500	1,500	0
4990	Refuse Disposal Charges	6,708	10,500	10,500	6,000
8020	Social Security	59,893	58,798	58,798	67,764
8021	MTA Tax	2,700	2,613	2,613	3,012
Total Dix Hills Park-Maintenance		\$1,660,956	\$1,808,320	\$1,809,192	\$1,726,628



General Fund Expenditures Detail

<u>Object</u>	<u>Description</u>	<u>2012</u> <u>Actual</u>	<u>2013</u> <u>Budget</u>	<u>2013</u> <u>Forecast</u>	<u>2014</u> <u>Budget</u>
<u>A7140-Playgrounds & Recreation Cntr</u>					
1100	Regular Salaries	111,948	107,659	107,659	115,044
1150	Permanent Part Time Salaries	13,922	11,500	11,500	14,000
1175	Part Time Salaries	44,659	43,285	43,285	45,285
1300	Overtime Salaries	1,287	2,500	2,500	2,500
1400	Summer Casual Salaries	376,978	355,000	355,000	386,500
4110	Office Supplies	98	100	100	100
4150	Insurance	0	800	800	0
4390	Auto Mileage	348	300	300	300
4410	Bus Service	40,380	50,000	50,000	55,000
4470	Uniforms	3,686	4,000	4,000	4,000
4481	Camp Youth Supplements	11,594	18,003	18,003	14,000
4500	Printing	50,082	42,747	43,000	45,000
4510	Equip Supplies, Repairs & Main	175	1,300	1,300	1,300
4550	Outside Professional	114,915	120,000	120,000	130,000
4555	Instructional Services	2,671	4,000	4,000	4,000
4620	Medical & Safety Supplies	286	500	500	500
4630	Playground & Rec Supplies	13,952	14,850	14,850	14,000
4650	Building Repair, Maint & Supp	4,515	3,250	3,250	5,000
4665	Natural Gas	8,714	15,000	15,000	11,000
8020	Social Security	41,731	40,541	40,541	43,286
8021	MTA Tax	1,871	1,801	1,801	1,924
Total Playgrounds & Recreation Cntr		\$843,813	\$837,136	\$837,389	\$892,739
<u>A7141-Recreation Fee Classes</u>					
1100	Regular Salaries	148,213	142,947	142,947	95,326
1150	Permanent Part Time Salaries	45,981	35,000	35,000	50,000
1175	Part Time Salaries	116,179	155,000	155,000	135,000
1300	Overtime Salaries	1,219	0	0	0
1400	Summer Casual Salaries	10,636	15,500	15,500	15,500
4110	Office Supplies	76	250	250	250
4122	Computer Supp, Software	25	1,735	1,735	1,735
4410	Bus Service	1,100	7,000	7,000	5,000
4470	Uniforms	1,890	2,000	2,000	2,000
4550	Outside Professional	64,461	69,500	65,000	75,000
4555	Instructional Services	18,321	62,000	66,500	25,000
4620	Medical & Safety Supplies	539	600	600	600
4630	Playground & Rec Supplies	3,237	4,000	4,000	4,000
8020	Social Security	24,590	26,657	26,657	22,624
8021	MTA Tax	1,097	1,185	1,185	1,006
Total Recreation Fee Classes		\$437,565	\$523,374	\$523,374	\$433,041



General Fund Expenditures Detail

<u>Object</u>	<u>Description</u>	<u>2012</u> <u>Actual</u>	<u>2013</u> <u>Budget</u>	<u>2013</u> <u>Forecast</u>	<u>2014</u> <u>Budget</u>
<u>A7181-Beach Maintenance</u>					
1100	Regular Salaries	97,820	107,820	107,820	115,857
1300	Overtime Salaries	3,305	10,000	10,000	2,000
1400	Summer Casual Salaries	25,212	30,000	30,000	30,000
2600	Equipment & Machinery	2,950	4,000	4,000	4,000
4220	Electric (LIPA)	31,602	45,000	45,000	35,000
4230	Water	5,577	4,200	4,200	6,000
4470	Uniforms	2,317	2,000	2,000	2,000
4510	Equip Supplies, Repairs & Main	28,362	27,189	27,190	30,000
4550	Outside Professional	0	500	500	500
4620	Medical & Safety Supplies	0	500	500	500
4650	Building Repair, Maint & Supp	18,185	12,000	12,000	10,000
4690	Fertilizer, Seed & Sod	2,498	2,500	2,500	2,500
4770	Small Tools & Equipment	840	1,835	1,835	2,000
4990	Refuse Disposal Charges	9,006	13,600	13,600	15,000
8020	Social Security	9,628	11,308	11,308	11,923
8021	MTA Tax	457	503	503	530
Total Beach Maintenance		\$237,759	\$272,955	\$272,956	\$267,810
<u>A7182-Marinas & Docks</u>					
1100	Regular Salaries	299,890	318,910	316,968	336,474
1300	Overtime Salaries	6,526	5,000	5,000	5,000
4220	Electric (LIPA)	29,454	35,000	35,000	40,000
4230	Water	1,115	2,000	2,000	1,500
4470	Uniforms	651	0	900	2,500
4510	Equip Supplies, Repairs & Main	9,676	11,800	11,800	15,000
4550	Outside Professional	1,016	1,000	1,000	1,000
4650	Building Repair, Maint & Supp	9,701	8,500	8,500	5,000
4770	Small Tools & Equipment	1,810	500	500	1,000
4990	Refuse Disposal Charges	3,483	5,000	5,000	5,000
8020	Social Security	23,423	24,631	24,631	25,740
8021	MTA Tax	1,131	1,095	1,095	1,144
Total Marinas & Docks		\$387,876	\$413,436	\$412,394	\$439,358



General Fund Expenditures Detail

<u>Object</u>	<u>Description</u>	<u>2012</u> <u>Actual</u>	<u>2013</u> <u>Budget</u>	<u>2013</u> <u>Forecast</u>	<u>2014</u> <u>Budget</u>
<u>A7183-Golf Course-Maintenance</u>					
1100	Regular Salaries	566,004	565,855	565,855	581,983
1200	Non-Permanent Salaries	223,476	210,000	210,000	230,000
1300	Overtime Salaries	35,275	35,000	35,000	35,000
2600	Equipment & Machinery	22,650	20,502	20,502	0
4120	Fuel for Vehicle & Equipment	51,386	65,000	65,000	55,000
4220	Electric (LIPA)	62,531	60,000	60,000	60,000
4230	Water	4,906	10,000	10,000	10,000
4470	Uniforms	2,770	2,910	2,910	2,750
4510	Equip Supplies, Repairs & Main	63,468	60,000	65,000	65,000
4570	Service Contracts	2,650	5,880	5,880	2,750
4620	Medical & Safety Supplies	0	340	340	500
4650	Building Repair, Maint & Supp	18,144	19,000	18,000	18,000
4660	Heating Oil	21,669	30,000	30,000	30,000
4665	Natural Gas	3,429	10,000	10,000	10,000
4690	Fertilizer, Seed & Sod	108,338	106,240	101,368	105,000
4720	Conferences & Dues	400	500	500	500
4770	Small Tools & Equipment	7,889	7,000	7,000	7,000
4990	Refuse Disposal Charges	3,655	6,000	6,000	6,000
8020	Social Security	62,256	62,030	62,030	64,794
8021	MTA Tax	2,817	2,757	2,757	2,880
Total Golf Course-Maintenance		\$1,263,715	\$1,279,014	\$1,278,142	\$1,287,157
<u>A7187-Prog Develop Disability</u>					
1175	Part Time Salaries	56,264	60,000	60,000	58,000
1400	Summer Casual Salaries	39,584	38,000	38,000	40,000
4410	Bus Service	29,230	34,500	34,500	40,000
4470	Uniforms	997	1,000	1,000	1,000
4480	Photography	0	100	100	0
4481	Camp Youth Supplements	3,082	3,600	3,600	3,600
4550	Outside Professional	1,974	7,000	7,000	7,000
4620	Medical & Safety Supplies	424	250	250	250
4630	Playground & Rec Supplies	1,909	2,000	2,000	2,000
8020	Social Security	7,332	7,497	7,497	7,497
8021	MTA Tax	326	333	333	333
Total Prog Develop Disability		\$141,123	\$154,280	\$154,280	\$159,680



General Fund Expenditures Detail

<u>Object</u>	<u>Description</u>	<u>2012</u> <u>Actual</u>	<u>2013</u> <u>Budget</u>	<u>2013</u> <u>Forecast</u>	<u>2014</u> <u>Budget</u>
<u>A7188-Beaches-Recreation</u>					
1400	Summer Casual Salaries	509,571	490,000	490,000	490,000
2100	Furniture and Furnishings	663	900	900	900
4110	Office Supplies	162	502	502	502
4390	Auto Mileage	1,669	3,000	3,000	3,000
4470	Uniforms	5,947	6,141	5,633	5,633
4500	Printing	12,245	10,544	10,544	10,544
4550	Outside Professional	300	2,500	2,500	2,500
4620	Medical & Safety Supplies	1,649	2,300	2,000	2,000
4630	Playground & Rec Supplies	7,252	7,446	8,255	8,254
8020	Social Security	38,982	38,250	38,250	37,485
8021	MTA Tax	1,733	1,700	1,700	1,666
Total Beaches-Recreation		\$580,171	\$563,283	\$563,284	\$562,484
<u>A7193-Golf Course Administration</u>					
4000	Credit Card Fees	29,908	25,000	25,000	25,000
4554	Kemper Management Fee	107,532	107,532	107,532	107,532
4556	Kemper - Cost of Goods Sold	269,695	259,000	259,000	259,000
4557	Kemper Payroll	750,200	764,400	764,400	764,400
4558	Kemper General Costs	245,856	230,000	230,000	230,000
4559	Kemper Incentive Fee	-4,832	5,000	5,000	5,000
Total Golf Course Administration		\$1,398,359	\$1,390,932	\$1,390,932	\$1,390,932
<u>A7270-Band Concerts</u>					
1175	Part Time Salaries	47,844	42,131	40,000	40,000
1300	Overtime Salaries	2,867	0	0	0
4001	Contractual Agreement	100,615	100,615	100,615	100,615
4550	Outside Professional	850	850	850	0
8020	Social Security	3,880	3,060	3,060	3,060
8021	MTA Tax	172	136	136	136
Total Band Concerts		\$156,228	\$146,792	\$144,661	\$143,811
<u>A7310-Youth Program Administration</u>					
1100	Regular Salaries	457,508	437,451	437,451	471,098
1150	Permanent Part Time Salaries	15,878	17,000	17,000	17,000
4110	Office Supplies	0	100	100	0
4400	Travel Expenses	766	1,100	1,100	1,100
4530	Books	53	200	200	200
4720	Conferences & Dues	709	1,500	1,500	1,500
8020	Social Security	36,050	34,765	34,765	37,339
8021	MTA Tax	1,611	1,545	1,545	1,660
Total Youth Program Administration		\$512,576	\$493,661	\$493,661	\$529,897



General Fund Expenditures Detail

<u>Object</u>	<u>Description</u>	<u>2012</u> <u>Actual</u>	<u>2013</u> <u>Budget</u>	<u>2013</u> <u>Forecast</u>	<u>2014</u> <u>Budget</u>
<u>A7320-Joint Youth Program</u>					
4001	Contractual Agreement	2,466,141	2,545,751	2,545,751	2,684,228
Total Joint Youth Program		\$2,466,141	\$2,545,751	\$2,545,751	\$2,684,228
<u>A7450-Museum - Fine Arts Heckscher</u>					
1100	Regular Salaries	151,938	146,117	146,117	156,140
4001	Contractual Agreement	410,134	410,134	410,134	410,134
8020	Social Security	11,546	11,178	11,178	11,178
8021	MTA Tax	519	497	497	517
Total Museum - Fine Arts Heckscher		\$574,138	\$567,926	\$567,926	\$577,969
<u>A7460-Cultural Affairs</u>					
1100	Regular Salaries	95,111	97,720	97,720	100,505
4003	Cold Spring Whaling Museum	23,500	23,500	23,500	23,500
4004	Huntington Historical Property	52,000	52,000	52,000	52,000
4005	Northport Historical Property	16,250	16,250	16,250	16,250
4006	Greenlawn/Centerport Hist Prop	1,900	1,900	1,900	1,900
4007	Walt Whitman Historical	21,000	21,000	21,000	21,000
4009	Huntington Lighthouse	4,900	4,900	4,900	4,900
4012	Public Art Initiative	5,351	51,073	51,074	0
4057	Cinema Arts Centre	10,000	10,000	10,000	10,000
4400	Travel Expenses	65	500	500	500
4530	Books	46	100	100	100
4700	Advertising	2,460	2,500	2,500	2,500
4720	Conferences & Dues	450	500	500	500
8020	Social Security	7,257	7,476	7,476	7,689
8021	MTA Tax	326	332	332	342
Total Cultural Affairs		\$240,616	\$289,751	\$289,752	\$241,686
<u>A7510-Town Historian</u>					
1100	Regular Salaries	31,306	32,165	32,165	33,408
1150	Permanent Part Time Salaries	12,272	13,000	13,000	13,000
4110	Office Supplies	0	250	250	250
4190	Celebrations	0	2,000	2,000	1,500
4670	Signs,Road Paint & Markings	541	1,500	1,500	1,000
8020	Social Security	3,337	3,455	3,455	3,550
8021	MTA Tax	148	154	154	158
Total Town Historian		\$47,605	\$52,524	\$52,524	\$52,866
<u>A7550-Celebrations</u>					
4026	Tulip Festival	8,962	9,110	9,200	10,000
Total Celebrations		\$8,962	\$9,110	\$9,200	\$10,000



General Fund Expenditures Detail

<u>Object</u>	<u>Description</u>	<u>2012 Actual</u>	<u>2013 Budget</u>	<u>2013 Forecast</u>	<u>2014 Budget</u>
<u>A7620-Human Services</u>					
1100	Regular Salaries	473,168	272,131	272,131	392,481
1150	Permanent Part Time Salaries	47,460	65,000	50,000	80,000
1300	Overtime Salaries	208	0	0	3,000
4001	Contractual Agreement	3,000	3,000	3,000	5,000
4110	Office Supplies	196	200	200	200
4115	Small Furn & Office Equip	0	200	200	200
4400	Travel Expenses	853	1,200	1,200	1,200
4530	Books	674	400	400	600
4720	Conferences & Dues	390	800	800	1,000
8020	Social Security	38,505	31,216	31,216	34,079
8021	MTA Tax	1,791	1,387	1,387	1,515
Total Human Services		\$566,246	\$375,534	\$360,534	\$519,275
<u>A7624-Sr Citizen C.H.O.R.E</u>					
1100	Regular Salaries	101,146	78,232	95,321	64,400
1150	Permanent Part Time Salaries	137,630	130,000	130,000	130,000
4001	Contractual Agreement	9,554	10,500	10,500	10,500
4400	Travel Expenses	10,607	13,500	13,500	12,500
4720	Conferences & Dues	395	500	500	750
8020	Social Security	18,128	17,236	17,236	14,872
8021	MTA Tax	807	766	766	661
Total Sr Citizen C.H.O.R.E		\$278,266	\$250,734	\$267,823	\$233,683
<u>A8164-Landfill-Smithtown Cell 6</u>					
4990	Refuse Disposal Charges	225,626	329,220	329,220	274,400
Total Landfill-Smithtown Cell 6		\$225,626	\$329,220	\$329,220	\$274,400
<u>A8166-ENL Post Closure Maintenance</u>					
4220	Electric (LIPA)	15,729	18,000	18,000	19,000
4510	Equip Supplies, Repairs & Main	574	2,000	2,000	1,000
4550	Outside Professional	35,400	44,000	44,000	46,000
4650	Building Repair, Maint & Supp	0	3,800	3,800	500
Total ENL Post Closure Maintenance		\$51,703	\$67,800	\$67,800	\$66,500



General Fund Expenditures Detail

<u>Object</u>	<u>Description</u>	<u>2012</u> <u>Actual</u>	<u>2013</u> <u>Budget</u>	<u>2013</u> <u>Forecast</u>	<u>2014</u> <u>Budget</u>
<u>A8170-Resource Recovery</u>					
1100	Regular Salaries	420,302	408,206	408,206	436,467
1300	Overtime Salaries	192	1,000	1,000	700
2200	Office Equipment	0	580	580	0
4001	Contractual Agreement	10,566,744	17,751,920	17,752,500	19,000,000
4110	Office Supplies	0	100	100	100
4122	Computer Supp, Software	225	420	350	350
4400	Travel Expenses	198	130	200	200
4470	Uniforms	509	1,150	1,150	750
4530	Books	0	600	600	600
4550	Outside Professional	1,200	0	0	0
4720	Conferences & Dues	299	270	270	170
8020	Social Security	32,134	31,305	31,305	33,443
8021	MTA Tax	1,443	1,391	1,391	1,486
Total Resource Recovery		\$11,023,247	\$18,197,072	\$18,197,652	\$19,474,266
<u>A8560-Organic Garden</u>					
4230	Water	2,288	2,500	2,500	2,500
4290	Other Equipment Rental	485	1,200	1,200	1,200
4500	Printing	432	0	0	500
4570	Service Contracts	1,200	1,500	1,500	1,500
4680	Surfacing Materials	675	250	250	500
Total Organic Garden		\$5,080	\$5,450	\$5,450	\$6,200
<u>A8565-Solid Waste Recycling</u>					
1100	Regular Salaries	346,477	359,209	359,443	384,005
1300	Overtime Salaries	6,983	8,000	8,000	8,060
2600	Equipment & Machinery	1,684	0	0	0
4110	Office Supplies	0	200	200	100
4230	Water	97	150	150	100
4470	Uniforms	1,378	1,500	1,500	1,500
4500	Printing	0	2,000	2,000	2,000
4510	Equip Supplies, Repairs & Main	551	2,845	1,500	1,500
4520	Vehicle Repairs, Supplies	28,577	33,130	34,476	32,000
4530	Books	169	0	0	0
4550	Outside Professional	286	2,000	2,000	1,400
4620	Medical & Safety Supplies	0	300	300	300
4650	Building Repair, Maint & Supp	324	3,500	3,500	1,000
4700	Advertising	1,654	1,970	1,970	0
4950	Other	0	30	30	0
4990	Refuse Disposal Charges	58,102	88,219	88,220	86,000
8020	Social Security	26,588	31,904	31,904	2,993
8021	MTA Tax	1,232	1,418	1,418	1,333
Total Solid Waste Recycling		\$474,103	\$536,375	\$536,611	\$522,291



General Fund Expenditures Detail

<u>Object</u>	<u>Description</u>	<u>2012</u> <u>Actual</u>	<u>2013</u> <u>Budget</u>	<u>2013</u> <u>Forecast</u>	<u>2014</u> <u>Budget</u>
<u>A8684-Plan & Manage Development</u>					
4043	Economic Development	25,611	72,606	72,606	35,000
Total Plan & Manage Development		\$25,611	\$72,606	\$72,606	\$35,000
<u>A8790-Maritime Services Admin</u>					
1100	Regular Salaries	190,991	233,143	233,143	244,670
1400	Summer Casual Salaries	54,179	50,000	50,000	50,000
4000	Credit Card Fees	5,478	6,000	6,000	6,000
4110	Office Supplies	29	250	250	250
4470	Uniforms	0	0	500	0
4500	Printing	3,176	2,000	2,000	2,000
4510	Equip Supplies, Repairs & Main	2,583	3,400	3,400	0
4511	Pumpout Repairs	13,638	10,000	10,000	2,500
4530	Books	48	250	250	0
4550	Outside Professional	38,637	33,150	33,150	38,000
4620	Medical & Safety Supplies	0	200	200	200
4700	Advertising	11	50	50	0
4720	Conferences & Dues	170	700	600	300
4762	Natural Marine Resources	25,000	26,000	26,000	28,000
4770	Small Tools & Equipment	0	0	500	0
8020	Social Security	18,622	21,660	21,660	22,542
8021	MTA Tax	834	962	962	1,382
Total Maritime Services Admin		\$353,397	\$387,765	\$388,665	\$395,844
<u>A8793-Waste Management Admin</u>					
1100	Regular Salaries	379,376	389,775	389,775	406,567
1400	Summer Casual Salaries	0	3,360	0	0
4110	Office Supplies	279	800	800	800
4400	Travel Expenses	0	200	200	200
4530	Books	129	0	0	0
4720	Conferences & Dues	459	1,400	1,400	3,165
8020	Social Security	28,488	30,075	30,075	31,102
8021	MTA Tax	1,297	1,337	1,337	1,382
Total Waste Management Admin		\$410,029	\$426,947	\$423,587	\$443,216
<u>A8845-Services to the Handicapped</u>					
1100	Regular Salaries	81,996	-7,059	0	0
1400	Summer Casual Salaries	9,985	10,000	10,000	10,000
4110	Office Supplies	0	100	100	0
8020	Social Security	7,037	225	0	762
8021	MTA Tax	342	10	0	34
Total Services to the Handicapped		\$99,360	\$3,276	\$10,100	\$10,796



General Fund Expenditures Detail

<u>Object</u>	<u>Description</u>	<u>2012 Actual</u>	<u>2013 Budget</u>	<u>2013 Forecast</u>	<u>2014 Budget</u>
<u>A9010-State Retirement</u>					
8010	State Retirement	5,990,201	4,156,218	4,156,218	5,341,793
Total State Retirement		\$5,990,201	\$4,156,218	\$4,156,218	\$5,341,793
<u>A9030-Social Security</u>					
8020	Social Security	45,212	62,000	30,000	99,500
Total Social Security		\$45,212	\$62,000	\$30,000	\$99,500
<u>A9040-Worker's Compensation</u>					
8030	Worker's Compensation	1,841,256	1,138,420	1,500,000	1,100,000
Total Worker's Compensation		\$1,841,256	\$1,138,420	\$1,500,000	\$1,100,000
<u>A9045-Life Insurance</u>					
8040	Life Insurance	28,091	50,000	50,000	50,000
Total Life Insurance		\$28,091	\$50,000	\$50,000	\$50,000
<u>A9050-Unemployment Insurance</u>					
8050	Unemployment Insurance	130,201	120,000	120,000	130,000
Total Unemployment Insurance		\$130,201	\$120,000	\$120,000	\$130,000
<u>A9055-Disability Insurance</u>					
8060	Disability Insurance	59,176	90,000	70,000	90,000
Total Disability Insurance		\$59,176	\$90,000	\$70,000	\$90,000
<u>A9060-Hospital / Medical Insurance</u>					
8070	Health Insurance	5,008,258	5,226,427	5,180,000	5,900,000
8071	Retiree Health Insurance	3,404,625	3,577,749	3,380,000	3,600,000
8072	Medicare Reimbursement	310,959	323,000	323,000	345,000
Total Hospital / Medical Insurance		\$8,723,842	\$9,127,176	\$8,883,000	\$9,845,000
<u>A9065-Welfare Fund-White Collar/Appt</u>					
8080	Dental	436,547	470,000	423,000	470,000
Total Welfare Fund-White Collar/Appt		\$436,547	\$470,000	\$423,000	\$470,000
<u>A9070-Misc. Salaried Benefits</u>					
8090	Welfare Fund - B/C Local 342	255,158	270,000	250,000	270,000
8100	Retirement Accrual Payout	225,301	350,000	250,000	350,000
8101	Accrual Payout	184,135	248,000	200,000	248,000
8102	Personal Days Expense	181,565	206,080	150,000	207,000
Total Misc. Salaried Benefits		\$846,160	\$1,074,080	\$850,000	\$1,075,000
<u>A9710-Serial Bonds</u>					
6000	Principal on Indebtedness	3,186,209	3,295,324	3,295,324	3,153,729
7000	Interest on Indebtedness	1,041,248	965,412	965,412	893,757
Total Serial Bonds		\$4,227,457	\$4,260,736	\$4,260,736	\$4,047,486



General Fund Expenditures Detail

<u>Object</u>	<u>Description</u>	<u>2012</u> <u>Actual</u>	<u>2013</u> <u>Budget</u>	<u>2013</u> <u>Forecast</u>	<u>2014</u> <u>Budget</u>
<u>A9950-Interfund Trans - Capital Cash</u>					
9010	Transfer	227,679	8,784,663	8,784,663	0
Total Interfund Trans - Capital Cash		\$227,679	\$8,784,663	\$8,784,663	\$0
Fund Total		\$84,230,838	\$99,106,650	\$98,443,498	\$94,892,872



Part Town Revenue Detail

<u>Object</u>	<u>Description</u>	<u>2012 Actual</u>	<u>2013 Budget</u>	<u>2013 Forecast</u>	<u>2014 Budget</u>
<u>B0511-Part Town</u>					
0511R	Appropriated Reserves	0	124,500	90,000	90,000
Total Part Town		\$0	\$124,500	\$90,000	\$90,000
<u>B1001-Part Town</u>					
1001	Real Property Taxes	4,649,809	4,227,464	4,227,464	4,190,837
Total Part Town		\$4,649,809	\$4,227,464	\$4,227,464	\$4,190,837
<u>B1081-Part Town</u>					
1081	Other Payments Lieu of Taxes	3,495	2,400	2,400	34,400
Total Part Town		\$3,495	\$2,400	\$2,400	\$34,400
<u>B1090-Part Town</u>					
1090	Interest & Penalties	180	1,000	1,000	1,000
Total Part Town		\$180	\$1,000	\$1,000	\$1,000
<u>B1240-Part Town</u>					
1240	Comptroller's Fee - Ret Checks	185	0	240	500
Total Part Town		\$185	\$0	\$240	\$500
<u>B1255-Part Town</u>					
1255	Clerk Fees	16,000	5,000	5,000	8,000
Total Part Town		\$16,000	\$5,000	\$5,000	\$8,000
<u>B1260-Part Town</u>					
1260	FOIL Request	3,363	2,000	2,000	2,000
Total Part Town		\$3,363	\$2,000	\$2,000	\$2,000
<u>B1289-Other Departmental Income</u>					
1289	Other Departmental Income	15,155	0	2,360	0
Total Other Departmental Income		\$15,155	\$0	\$2,360	\$0
<u>B1540-Part Town</u>					
1540	Fire Inspection Fees	317,448	350,000	350,000	366,000
Total Part Town		\$317,448	\$350,000	\$350,000	\$366,000
<u>B1560-Part Town</u>					
1560	Building Department	3,011,547	3,200,000	3,200,000	3,822,640
Total Part Town		\$3,011,547	\$3,200,000	\$3,200,000	\$3,822,640
<u>B1601-Part Town</u>					
1601	Registrar Fees (Pub Health)	208,700	200,000	200,000	200,000
Total Part Town		\$208,700	\$200,000	\$200,000	\$200,000
<u>B2110-Part Town</u>					
2110	Zoning Fees	116,843	100,000	100,000	138,000
Total Part Town		\$116,843	\$100,000	\$100,000	\$138,000



Part Town Revenue Detail

<u>Object</u>	<u>Description</u>	<u>2012</u> <u>Actual</u>	<u>2013</u> <u>Budget</u>	<u>2013</u> <u>Forecast</u>	<u>2014</u> <u>Budget</u>
<u>B2115-Part Town</u>					
2115	Planning Board Fees	153,631	110,000	110,000	210,000
Total Part Town		\$153,631	\$110,000	\$110,000	\$210,000
<u>B2401-Part Town</u>					
2401	Interest & Earnings	11,269	16,000	12,279	15,000
Total Part Town		\$11,269	\$16,000	\$12,279	\$15,000
<u>B2402-Part Town</u>					
2402	Earn/Invest Capital Fund	10,652	14,000	14,000	8,000
Total Part Town		\$10,652	\$14,000	\$14,000	\$8,000
<u>B2408-Part Town</u>					
2408	Interest/Miscellaneous Reserve	1,509	0	1,200	0
Total Part Town		\$1,509	\$0	\$1,200	\$0
<u>B2412-Part Town</u>					
2412	Rental Registration	46,800	40,000	40,000	40,000
Total Part Town		\$46,800	\$40,000	\$40,000	\$40,000
<u>B2545-GIS Licenses</u>					
2545	Licenses, Other	0	50,000	5,000	50,000
Total GIS Licenses		\$0	\$50,000	\$5,000	\$50,000
<u>B2555-Part Town</u>					
2555	Accessory Apartment Permits	523,580	525,000	525,000	525,000
Total Part Town		\$523,580	\$525,000	\$525,000	\$525,000
<u>B2559-Part Town</u>					
2559	Accessory Apartments Penalties	7,272	15,000	15,000	15,000
Total Part Town		\$7,272	\$15,000	\$15,000	\$15,000
<u>B2590-Part Town</u>					
2590	Other Permits - Town Eng	134,140	225,000	200,000	180,000
Total Part Town		\$134,140	\$225,000	\$200,000	\$180,000
<u>B2595-Part Town</u>					
2595	Sign Permits	79,153	150,000	125,000	115,000
Total Part Town		\$79,153	\$150,000	\$125,000	\$115,000
<u>B2680-Part Town</u>					
2680	Insurance Recoveries	6,183	0	0	0
Total Part Town		\$6,183	\$0	\$0	\$0
<u>B2709-Part Town</u>					
2709	Employee/Retiree Contributions	102,319	224,520	224,520	200,000
Total Part Town		\$102,319	\$224,520	\$224,520	\$200,000



Part Town Revenue Detail

<u>Object</u>	<u>Description</u>	<u>2012</u> <u>Actual</u>	<u>2013</u> <u>Budget</u>	<u>2013</u> <u>Forecast</u>	<u>2014</u> <u>Budget</u>
<u>B2770-Part Town</u>					
2770	Unclassified Revenues	8,620	5,430	6,000	0
Total Part Town		\$8,620	\$5,430	\$6,000	\$0
<u>B3785-State Aid SEMO</u>					
3785	State Aid - SEMO	8,477	0	0	0
Total State Aid SEMO		\$8,477	\$0	\$0	\$0
<u>B3995-State Aid Code Enforcement</u>					
3995	State Aid Code Enforcement	30,393	30,316	30,316	30,316
Total State Aid Code Enforcement		\$30,393	\$30,316	\$30,316	\$30,316
<u>B4785-Federal Aid FEMA</u>					
4785	Federal Aid - FEMA	99,406	0	6,263	0
Total Federal Aid FEMA		\$99,406	\$0	\$6,263	\$0
Fund Total		\$9,566,129	\$9,617,630	\$9,495,042	\$10,241,693



Part Town Expenditures Detail

<u>Object</u>	<u>Description</u>	<u>2012</u> <u>Actual</u>	<u>2013</u> <u>Budget</u>	<u>2013</u> <u>Forecast</u>	<u>2014</u> <u>Budget</u>
<u>B1380-Fiscal Agent Fees</u>					
4600	Bond & Note Issue & Serv Exp	3,386	2,500	2,500	2,500
Total Fiscal Agent Fees		\$3,386	\$2,500	\$2,500	\$2,500
<u>B1420-Town Attorney</u>					
1150	Permanent Part Time Salaries	124,454	105,000	105,000	105,000
4551	Outside Professional - Legal	105,330	48,000	48,000	48,000
8020	Social Security	9,487	8,033	8,033	8,033
8021	MTA Tax	422	357	357	357
Total Town Attorney		\$239,693	\$161,390	\$161,390	\$161,390
<u>B1620-Building Department</u>					
1100	Regular Salaries	1,567,441	1,496,634	1,496,634	1,604,142
1150	Permanent Part Time Salaries	51,073	45,000	45,000	45,000
1300	Overtime Salaries	32,515	30,000	30,000	30,000
1400	Summer Casual Salaries	5,376	4,000	4,000	5,000
4000	Credit Card Fees	8,649	8,000	8,000	8,000
4110	Office Supplies	1,320	1,340	1,500	1,500
4122	Computer Supp, Software	607	1,017	1,017	650
4400	Travel Expenses	0	250	250	250
4470	Uniforms	0	2,000	2,000	1,000
4500	Printing	1,861	1,810	1,650	2,000
4570	Service Contracts	2,275	3,000	3,000	3,000
4720	Conferences & Dues	375	500	500	500
4770	Small Tools & Equipment	0	133	133	0
8020	Social Security	124,979	121,148	121,148	128,760
8021	MTA Tax	5,739	5,384	5,384	5,723
Total Building Department		\$1,802,210	\$1,720,216	\$1,720,216	\$1,835,525
<u>B1680-Information Technology</u>					
4122	Computer Supp, Software	0	0	0	25,000
4550	Outside Professional	0	0	0	15,000
4570	Service Contracts	8,692	23,600	23,600	11,500
Total Information Technology		\$8,692	\$23,600	\$23,600	\$51,500
<u>B1910-Unallocated Insurance</u>					
4150	Insurance	35,814	30,634	30,634	66,636
Total Unallocated Insurance		\$35,814	\$30,634	\$30,634	\$66,636
<u>B1989-Other General Gov Support</u>					
4180	Employee Assistance Program	2,042	6,000	6,000	6,000
Total Other General Gov Support		\$2,042	\$6,000	\$6,000	\$6,000



Part Town Expenditures Detail

<u>Object</u>	<u>Description</u>	<u>2012</u> <u>Actual</u>	<u>2013</u> <u>Budget</u>	<u>2013</u> <u>Forecast</u>	<u>2014</u> <u>Budget</u>
<u>B1990-Contingency</u>					
1100	Regular Salaries	0	117,067	75,000	0
4010	Contingency	0	24,423	12,000	0
Total Contingency		\$0	\$141,490	\$87,000	\$0
<u>B3310-Transportation-Traffic Safety</u>					
1100	Regular Salaries	252,687	243,056	243,056	269,048
1175	Part Time Salaries	54	1,141	500	1,250
1300	Overtime Salaries	1,586	1,359	2,000	2,000
1400	Summer Casual Salaries	3,485	3,911	3,000	2,600
2100	Furniture and Furnishings	0	500	500	0
2222	Computer Software & Programs	495	2,500	500	250
2600	Equipment & Machinery	250	1,000	1,000	1,000
4110	Office Supplies	1,095	1,000	1,000	1,000
4400	Travel Expenses	0	200	200	0
4470	Uniforms	98	500	500	500
4480	Photography	0	200	200	200
4500	Printing	3,726	3,595	6,505	0
4510	Equip Supplies, Repairs & Main	161	500	500	500
4530	Books	880	750	750	500
4550	Outside Professional	12,393	54,000	54,000	40,000
4560	Maintenance Of Equip-Traffic	406,487	300,000	300,000	300,000
4720	Conferences & Dues	335	500	500	500
4770	Small Tools & Equipment	703	1,000	1,000	1,000
8020	Social Security	19,541	19,484	19,484	21,030
8021	MTA Tax	882	866	866	935
Total Transportation-Traffic Safety		\$704,858	\$636,061	\$636,061	\$642,313



Part Town Expenditures Detail

<u>Object</u>	<u>Description</u>	<u>2012</u> <u>Actual</u>	<u>2013</u> <u>Budget</u>	<u>2013</u> <u>Forecast</u>	<u>2014</u> <u>Budget</u>
<u>B3620-Fire Prevention - Sfty Inspect</u>					
1100	Regular Salaries	126,932	172,757	172,757	191,685
1150	Permanent Part Time Salaries	212,697	170,000	170,000	170,000
1300	Overtime Salaries	35,211	40,000	40,000	40,000
2100	Furniture and Furnishings	1,745	0	0	0
2200	Office Equipment	0	0	0	1,000
4110	Office Supplies	287	500	500	500
4115	Small Furn & Office Equip	0	1,500	1,500	500
4400	Travel Expenses	0	250	250	500
4470	Uniforms	1,862	3,321	3,321	3,000
4500	Printing	90	750	750	750
4530	Books	517	1,000	1,000	1,000
4720	Conferences & Dues	165	165	165	250
4770	Small Tools & Equipment	72	335	335	335
8020	Social Security	26,779	27,140	27,140	33,789
8021	MTA Tax	1,330	1,207	1,207	1,502
Total Fire Prevention - Sfty Inspect		\$407,687	\$418,925	\$418,925	\$444,811
<u>B3622-Zoning & Building Inspections</u>					
1100	Regular Salaries	958,499	888,985	888,985	949,594
1300	Overtime Salaries	6,035	5,000	5,000	5,000
4470	Uniforms	1,520	4,230	4,230	2,750
4520	Vehicle Repairs, Supplies	624	1,500	1,500	1,000
8020	Social Security	72,187	68,390	68,390	73,026
8021	MTA Tax	3,343	3,040	3,040	3,246
Total Zoning & Building Inspections		\$1,042,208	\$971,145	\$971,145	\$1,034,616
<u>B3999-FEMA/SEMA Expenses</u>					
1300	Overtime Salaries	89,402	0	5,808	0
8020	Social Security	6,821	0	435	0
8021	MTA Tax	79	0	20	0
Total FEMA/SEMA Expenses		\$96,302	\$0	\$6,263	\$0



Part Town Expenditures Detail

<u>Object</u>	<u>Description</u>	<u>2012</u> <u>Actual</u>	<u>2013</u> <u>Budget</u>	<u>2013</u> <u>Forecast</u>	<u>2014</u> <u>Budget</u>
<u>B4020-Registrar Of Vital Statistics</u>					
1100	Regular Salaries	212,637	197,162	197,162	208,104
1150	Permanent Part Time Salaries	5,019	5,000	5,000	5,000
1175	Part Time Salaries	3,986	4,000	4,000	4,000
1300	Overtime Salaries	0	500	500	250
1400	Summer Casual Salaries	0	1,000	1,000	1,000
4110	Office Supplies	1,110	2,000	2,000	2,000
4500	Printing	0	75	75	75
4510	Equip Supplies, Repairs & Main	0	450	450	450
4570	Service Contracts	0	1,177	1,177	0
8020	Social Security	16,705	15,886	15,886	16,742
8021	MTA Tax	751	706	706	744
Total Registrar Of Vital Statistics		\$240,208	\$227,956	\$227,956	\$238,365
<u>B8010-Zoning Board Of Appeals</u>					
1100	Regular Salaries	112,430	112,000	112,000	112,000
4460	Outside Stenographic	30,435	30,000	30,000	30,000
4550	Outside Professional	6,517	833	834	0
4700	Advertising	14,040	12,144	12,145	12,000
4720	Conferences & Dues	0	500	500	500
8020	Social Security	6,869	8,568	8,568	8,568
8021	MTA Tax	305	381	381	381
Total Zoning Board Of Appeals		\$170,595	\$164,426	\$164,428	\$163,449
<u>B8020-Planning Department</u>					
1100	Regular Salaries	1,463,699	1,326,311	1,286,844	1,419,768
1150	Permanent Part Time Salaries	1,485	1,500	3,300	0
1300	Overtime Salaries	4,982	8,000	3,000	6,300
1400	Summer Casual Salaries	7,589	7,000	6,000	6,000
4043	Economic Development	600	1,450	1,450	2,500
4110	Office Supplies	957	1,500	1,500	1,500
4115	Small Furn & Office Equip	1,029	300	2,000	2,000
4122	Computer Supp, Software	6,799	4,500	4,500	4,500
4400	Travel Expenses	293	250	250	250
4490	Drafting	207	550	750	750
4530	Books	0	200	500	500
4550	Outside Professional	16,669	4,830	4,830	0
4570	Service Contracts	16,875	20,000	20,000	20,000
4670	Signs,Road Paint & Markings	4,997	2,000	5,000	5,000
4720	Conferences & Dues	595	1,000	2,000	2,000
4850	Tuition	13,155	10,050	5,050	5,000
8020	Social Security	110,239	108,975	108,975	109,554
8021	MTA Tax	5,363	4,843	4,843	4,870
Total Planning Department		\$1,655,534	\$1,503,259	\$1,460,792	\$1,590,492



Part Town Expenditures Detail

<u>Object</u>	<u>Description</u>	<u>2012 Actual</u>	<u>2013 Budget</u>	<u>2013 Forecast</u>	<u>2014 Budget</u>
<u>B8025-Planning Board</u>					
1100	Regular Salaries	112,430	112,000	112,000	112,000
4000	Credit Card Fees	763	1,000	1,000	1,000
4460	Outside Stenographic	1,748	2,000	4,000	4,000
4700	Advertising	637	3,000	3,000	3,000
8020	Social Security	7,680	8,568	8,568	8,568
8021	MTA Tax	341	381	381	381
Total Planning Board		\$123,599	\$126,949	\$128,949	\$128,949
<u>B8036-Accessory Apt Code Compliance</u>					
1100	Regular Salaries	56,079	111,252	111,252	127,023
1150	Permanent Part Time Salaries	38,458	40,000	40,000	40,000
4000	Credit Card Fees	2,720	2,500	2,500	2,500
4110	Office Supplies	400	500	500	500
4115	Small Furn & Office Equip	185	0	0	0
4460	Outside Stenographic	1,925	2,500	2,500	2,500
4470	Uniforms	0	2,500	2,500	1,000
4530	Books	467	0	0	0
4700	Advertising	787	2,000	2,000	1,500
8020	Social Security	7,175	12,153	12,153	12,777
8021	MTA Tax	376	540	540	568
Total Accessory Apt Code Compliance		\$108,572	\$173,945	\$173,945	\$188,368
<u>B8685-Plan & Manage Development</u>					
1150	Permanent Part Time Salaries	3,077	0	0	0
8020	Social Security	235	0	0	0
8021	MTA Tax	10	0	0	0
Total Plan & Manage Development		\$3,323	\$0	\$0	\$0
<u>B8710-Conservation Board</u>					
1150	Permanent Part Time Salaries	15,109	15,000	15,000	15,000
8020	Social Security	1,156	1,148	1,148	1,148
8021	MTA Tax	51	51	51	51
Total Conservation Board		\$16,316	\$16,199	\$16,199	\$16,199
<u>B9010-State Retirement</u>					
8010	State Retirement	1,083,545	704,821	704,821	973,285
Total State Retirement		\$1,083,545	\$704,821	\$704,821	\$973,285
<u>B9030-Social Security</u>					
8020	Social Security	13,233	28,500	28,500	26,500
Total Social Security		\$13,233	\$28,500	\$28,500	\$26,500



Part Town Expenditures Detail

<u>Object</u>	<u>Description</u>	<u>2012</u> <u>Actual</u>	<u>2013</u> <u>Budget</u>	<u>2013</u> <u>Forecast</u>	<u>2014</u> <u>Budget</u>
<u>B9040-Worker's Compensation</u>					
8030	Worker's Compensation	347,704	120,000	125,000	120,000
Total Worker's Compensation		\$347,704	\$120,000	\$125,000	\$120,000
<u>B9045-Life Insurance</u>					
8040	Life Insurance	6,595	13,000	13,000	13,000
Total Life Insurance		\$6,595	\$13,000	\$13,000	\$13,000
<u>B9050-Unemployment Insurance</u>					
8050	Unemployment Insurance	3,318	7,000	7,000	8,000
Total Unemployment Insurance		\$3,318	\$7,000	\$7,000	\$8,000
<u>B9055-Disability Insurance</u>					
8060	Disability Insurance	10,251	20,000	10,000	20,000
Total Disability Insurance		\$10,251	\$20,000	\$10,000	\$20,000
<u>B9060-Hospital / Medical Insurance</u>					
8070	Health Insurance	972,744	1,073,000	1,020,000	1,150,000
8071	Retiree Health Insurance	730,842	801,000	760,000	801,000
8072	Medicare Reimbursement	87,743	92,000	92,000	97,000
Total Hospital / Medical Insurance		\$1,791,329	\$1,966,000	\$1,872,000	\$2,048,000
<u>B9065-Welfare Fund-White Collar/Appt</u>					
8080	Dental	137,304	150,000	140,000	150,000
Total Welfare Fund-White Collar/Appt		\$137,304	\$150,000	\$140,000	\$150,000
<u>B9070-Misc. Salaried Benefits</u>					
8090	Welfare Fund - B/C Local 342	1,320	2,000	2,000	2,000
8100	Retirement Accrual Payout	120,480	90,000	90,000	90,000
8101	Accrual Payout	19,653	54,000	54,000	54,000
8102	Personal Days Expense	32,848	25,920	25,920	26,000
Total Misc. Salaried Benefits		\$174,301	\$171,920	\$171,920	\$172,000
<u>B9710-Serial Bonds</u>					
6000	Principal on Indebtedness	84,264	94,334	94,334	98,663
7000	Interest on Indebtedness	33,609	36,966	36,966	41,132
Total Serial Bonds		\$117,873	\$131,300	\$131,300	\$139,795
<u>B9950-Interfund Trans - Capital Cash</u>					
9010	Transfer	0	34,500	34,500	0
Total Interfund Trans - Capital Cash		\$0	\$34,500	\$34,500	\$0
Fund Total		\$10,346,492	\$9,671,736	\$9,474,044	\$10,241,693



Board of Trustees Revenue Detail

<u>Object</u>	<u>Description</u>	<u>2012</u> <u>Actual</u>	<u>2013</u> <u>Budget</u>	<u>2013</u> <u>Forecast</u>	<u>2014</u> <u>Budget</u>
<u>C2401-Board of Trustees</u>					
2401	Interest & Earnings	1,322	1,400	1,208	1,400
Total Board of Trustees		\$1,322	\$1,400	\$1,208	\$1,400
<u>C2410-Board of Trustees</u>					
2410	Rental of Real Property	104,876	80,300	80,300	82,500
Total Board of Trustees		\$104,876	\$80,300	\$80,300	\$82,500
Fund Total		\$106,198	\$81,700	\$81,508	\$83,900



Board of Trustees Expenditures Detail

<u>Object</u>	<u>Description</u>	<u>2012</u> <u>Actual</u>	<u>2013</u> <u>Budget</u>	<u>2013</u> <u>Forecast</u>	<u>2014</u> <u>Budget</u>
<u>C1910-Unallocated Insurance</u>					
4150	Insurance	491	212	212	2,783
Total Unallocated Insurance		\$491	\$212	\$212	\$2,783
<u>C1950-Taxes & Assessment/Muni Prop</u>					
4170	Taxes & Assmts On Muni Prop	7,192	9,509	7,500	9,500
4550	Outside Professional	62,400	62,400	62,400	62,400
Total Taxes & Assessment/Muni Prop		\$69,592	\$71,909	\$69,900	\$71,900
<u>C9045-Life Insurance</u>					
8040	Life Insurance	0	500	500	500
Total Life Insurance		\$0	\$500	\$500	\$500
<u>C9055-Disability Insurance</u>					
8060	Disability Insurance	0	300	300	300
Total Disability Insurance		\$0	\$300	\$300	\$300
<u>C9901-Interfund Transfers</u>					
9010	Transfer	0	8,779	8,779	8,417
Total Interfund Transfers		\$0	\$8,779	\$8,779	\$8,417
Fund Total		\$70,084	\$81,700	\$79,691	\$83,900



Business Improvement Districts Revenue Detail

<u>Object</u>	<u>Description</u>	<u>2012</u> <u>Actual</u>	<u>2013</u> <u>Budget</u>	<u>2013</u> <u>Forecast</u>	<u>2014</u> <u>Budget</u>
<u>CB1001-Business Improvement Districts</u>					
1001	Real Property Taxes	186,500	186,500	186,500	186,500
Total Business Improvement Districts		\$186,500	\$186,500	\$186,500	\$186,500
<u>CB1090-Business Improvement Districts</u>					
1090	Interest & Penalties	4	10	10	5
Total Business Improvement Districts		\$4	\$10	\$10	\$5
Fund Total		\$186,504	\$186,510	\$186,510	\$186,505



Business Improvement Districts Expenditures Detail

<u>Object</u>	<u>Description</u>	<u>2012</u> <u>Actual</u>	<u>2013</u> <u>Budget</u>	<u>2013</u> <u>Forecast</u>	<u>2014</u> <u>Budget</u>
<u>CB8620-Business Improvement Districts</u>					
4001	Contractual Agreement	0	10	10	5
4034	Huntington Village BID	87,500	87,500	87,500	87,500
4035	Cold Spring Harbor BID	9,000	9,000	9,000	9,000
4045	Huntington Station BID	90,000	90,000	90,000	90,000
Total Business Improvement Districts		\$186,500	\$186,510	\$186,510	\$186,505
Fund Total		\$186,500	\$186,510	\$186,510	\$186,505



Highway Fund Revenue Detail

<u>Object</u>	<u>Description</u>	<u>2012 Actual</u>	<u>2013 Budget</u>	<u>2013 Forecast</u>	<u>2014 Budget</u>
<u>DB0511-Highway Fund</u>					
0511R	Appropriated Reserves	0	964,000	964,000	714,000
Total Highway Fund		\$0	\$964,000	\$964,000	\$714,000
<u>DB0599-Highway Fund</u>					
0599R	Appropriated Fund Balance	0	1,469,000	1,469,000	2,500,000
Total Highway Fund		\$0	\$1,469,000	\$1,469,000	\$2,500,000
<u>DB1001-Highway Fund</u>					
1001	Real Property Taxes	31,693,663	30,825,862	30,825,862	29,393,394
Total Highway Fund		\$31,693,663	\$30,825,862	\$30,825,862	\$29,393,394
<u>DB1081-Highway Fund</u>					
1081	Other Payments Lieu of Taxes	23,791	17,000	17,000	55,700
Total Highway Fund		\$23,791	\$17,000	\$17,000	\$55,700
<u>DB1090-Highway Fund</u>					
1090	Interest & Penalties	622	0	0	0
Total Highway Fund		\$622	\$0	\$0	\$0
<u>DB1260-Highway</u>					
1260	FOIL Request	7	0	0	0
Total Highway		\$7	\$0	\$0	\$0
<u>DB2401-Highway Fund</u>					
2401	Interest & Earnings	82,325	115,000	70,000	80,000
Total Highway Fund		\$82,325	\$115,000	\$70,000	\$80,000
<u>DB2402-Highway</u>					
2402	Earn/Invest Capital Fund	12,104	13,000	13,000	10,000
Total Highway		\$12,104	\$13,000	\$13,000	\$10,000
<u>DB2408-Highway Fund</u>					
2408	Interest/Miscellaneous Reserve	16,861	0	8,700	0
Total Highway Fund		\$16,861	\$0	\$8,700	\$0
<u>DB2590-Highway Fund</u>					
2590	Other Permits - Town Eng	101,400	100,000	100,000	100,000
Total Highway Fund		\$101,400	\$100,000	\$100,000	\$100,000
<u>DB2650-Highway Fund</u>					
2650	Sale of Scrap & Exc Matl	5,078	8,000	15,000	8,000
Total Highway Fund		\$5,078	\$8,000	\$15,000	\$8,000
<u>DB2680-Highway Fund</u>					
2680	Insurance Recoveries	4,268	5,000	5,000	5,000
Total Highway Fund		\$4,268	\$5,000	\$5,000	\$5,000



Highway Fund Revenue Detail

<u>Object</u>	<u>Description</u>	<u>2012</u> <u>Actual</u>	<u>2013</u> <u>Budget</u>	<u>2013</u> <u>Forecast</u>	<u>2014</u> <u>Budget</u>
<u>DB2709-Highway Fund</u>					
2709	Employee/Retiree Contributions	116,490	335,000	335,000	350,000
Total Highway Fund		\$116,490	\$335,000	\$335,000	\$350,000
<u>DB2770-Highway Fund</u>					
2770	Unclassified Revenues	18,686	100	100	1,000
Total Highway Fund		\$18,686	\$100	\$100	\$1,000
<u>DB3501-Highway Fund</u>					
3501	State Aid, CHIPS	1,358,221	1,698,935	1,698,935	1,336,265
Total Highway Fund		\$1,358,221	\$1,698,935	\$1,698,935	\$1,336,265
<u>DB3785-State Aid SEMO</u>					
3785	State Aid - SEMO	1,836,408	0	250,000	0
Total State Aid SEMO		\$1,836,408	\$0	\$250,000	\$0
<u>DB4785-Highway Fund</u>					
4785	Federal Aid - FEMA	13,554,057	0	4,845,000	0
Total Highway Fund		\$13,554,057	\$0	\$4,845,000	\$0
Fund Total		\$48,823,980	\$35,550,897	\$40,616,597	\$34,553,359



Highway Fund Expenditures Detail

<u>Object</u>	<u>Description</u>	<u>2012</u> <u>Actual</u>	<u>2013</u> <u>Budget</u>	<u>2013</u> <u>Forecast</u>	<u>2014</u> <u>Budget</u>
<u>DB1380-Fiscal Agent Fees</u>					
4600	Bond & Note Issue & Serv Exp	29,535	60,000	60,000	60,000
Total Fiscal Agent Fees		\$29,535	\$60,000	\$60,000	\$60,000
<u>DB1680-Information Technology</u>					
4570	Service Contracts	0	47,952	47,952	50,220
Total Information Technology		\$0	\$47,952	\$47,952	\$50,220
<u>DB1910-Unallocated Insurance</u>					
4150	Insurance	77,462	107,484	107,484	114,802
Total Unallocated Insurance		\$77,462	\$107,484	\$107,484	\$114,802
<u>DB1989-Other General Gov Support</u>					
4180	Employee Assistance Program	4,084	9,000	9,000	9,000
Total Other General Gov Support		\$4,084	\$9,000	\$9,000	\$9,000
<u>DB1990-Contingency</u>					
1100	Regular Salaries	0	259,623	90,000	0
4010	Contingency	0	3,724	3,725	0
Total Contingency		\$0	\$263,347	\$93,725	\$0
<u>DB3999-FEMA/SEMA Expenses</u>					
1300	Overtime Salaries	1,802,658	0	458,444	0
4270	Motor Vehicle Rentals	12,359,503	0	4,351,453	0
4290	Other Equipment Rental	14,994	0	0	0
4510	Equip Supplies, Repairs & Main	10,710	0	0	0
8020	Social Security	132,747	0	34,421	0
8021	MTA Tax	3,193	0	1,530	0
Total FEMA/SEMA Expenses		\$14,323,804	\$0	\$4,845,848	\$0



Highway Fund Expenditures Detail

<u>Object</u>	<u>Description</u>	<u>2012</u> <u>Actual</u>	<u>2013</u> <u>Budget</u>	<u>2013</u> <u>Forecast</u>	<u>2014</u> <u>Budget</u>
<u>DB5110-Highway Repairs</u>					
1100	Regular Salaries	8,481,957	8,508,658	8,470,618	9,034,616
1150	Permanent Part Time Salaries	84,013	75,000	75,000	75,000
1200	Non-Permanent Salaries	339,991	305,000	305,000	305,000
1300	Overtime Salaries	372,165	430,000	430,000	430,000
2100	Furniture and Furnishings	2,368	2,000	2,000	2,000
2102	Building Improvements	27,900	0	0	0
2210	Computer, Software & Printers	13,484	15,000	15,000	15,000
2316	Leased Equipment	5,553	10,000	10,000	10,000
2600	Equipment & Machinery	0	3,500	3,500	0
4110	Office Supplies	600	600	600	600
4115	Small Furn & Office Equip	1,919	1,500	1,500	1,500
4120	Fuel for Vehicle & Equipment	661,802	765,000	765,000	725,000
4122	Computer Supp, Software	7,862	8,000	8,000	8,000
4210	Telephone	15,778	14,800	14,800	14,000
4270	Motor Vehicle Rentals	89,563	50,650	50,650	50,000
4352	Leaf Bags	209,277	209,200	209,200	210,000
4470	Uniforms	30,817	30,500	30,500	30,000
4480	Photography	0	1,010	1,010	1,000
4510	Equip Supplies, Repairs & Main	78,567	76,500	76,500	80,000
4520	Vehicle Repairs, Supplies	40,716	30,586	30,586	30,000
4530	Books	2,688	3,100	3,100	1,000
4550	Outside Professional	8,666	15,000	15,000	15,000
4570	Service Contracts	88,342	0	0	0
4620	Medical & Safety Supplies	432	0	0	0
4650	Building Repair, Maint & Supp	42,201	35,000	35,000	35,000
4670	Signs,Road Paint & Markings	109,667	252,095	252,096	180,000
4680	Surfacing Materials	191,831	224,200	225,000	225,000
4690	Fertilizer, Seed & Sod	1,545	2,000	2,000	2,000
4760	Pet Food	396	1,000	1,000	1,000
4770	Small Tools & Equipment	13,753	15,000	15,000	15,000
4775	Drainage Maintenance	360,249	350,000	350,000	350,000
4850	Tuition	2,795	5,400	5,400	7,500
4950	Other	13,441	9,990	9,990	10,000
8020	Social Security	699,806	729,311	729,311	753,113
8021	MTA Tax	34,723	32,415	32,415	33,472
Total Highway Repairs		\$12,034,866	\$12,212,015	\$12,174,776	\$12,649,801
<u>DB5112-Capital Highway Improve Prg</u>					
2000	C.H.I.P.S.	1,358,221	1,725,670	1,363,001	1,336,265
Total Capital Highway Improve Prg		\$1,358,221	\$1,725,670	\$1,363,001	\$1,336,265



Highway Fund Expenditures Detail

<u>Object</u>	<u>Description</u>	<u>2012</u> <u>Actual</u>	<u>2013</u> <u>Budget</u>	<u>2013</u> <u>Forecast</u>	<u>2014</u> <u>Budget</u>
<u>DB5130-Highway Machinery</u>					
1100	Regular Salaries	933,086	1,040,391	1,040,391	1,074,617
1200	Non-Permanent Salaries	28,986	20,000	20,000	20,000
1300	Overtime Salaries	62,615	73,500	73,500	73,500
2400	Communication Equipment	8,121	13,198	14,000	15,000
2600	Equipment & Machinery	406,553	400,000	400,000	400,000
4470	Uniforms	7,793	9,500	9,500	10,000
4510	Equip Supplies, Repairs & Main	88,559	100,355	100,355	100,000
4520	Vehicle Repairs, Supplies	573,767	544,515	545,000	550,000
4770	Small Tools & Equipment	4,200	7,500	7,500	7,500
8020	Social Security	76,963	86,475	86,475	89,361
8021	MTA Tax	3,736	3,844	3,844	3,972
Total Highway Machinery		\$2,194,380	\$2,299,277	\$2,300,565	\$2,343,950
<u>DB5140-Brush and Weeds</u>					
2784	Trees	219,811	304,031	304,032	250,000
4420	Subcontract Cost	82,118	167,882	168,000	130,000
4990	Refuse Disposal Charges	48,400	30,000	30,000	30,000
Total Brush and Weeds		\$350,329	\$501,913	\$502,032	\$410,000
<u>DB5142-Snow Removal</u>					
1100	Regular Salaries	280,828	500,000	500,000	500,000
1300	Overtime Salaries	236,333	927,000	927,000	425,000
4270	Motor Vehicle Rentals	503,365	1,195,000	1,195,000	500,000
4350	Snow Removal Materials	95,023	350,000	350,000	350,000
8020	Social Security	34,918	116,000	116,000	116,000
8021	MTA Tax	1,564	3,146	3,146	3,146
Total Snow Removal		\$1,152,031	\$3,091,146	\$3,091,146	\$1,894,146
<u>DB9010-State Retirement</u>					
8010	State Retirement	2,224,324	1,592,895	1,592,895	2,036,033
Total State Retirement		\$2,224,324	\$1,592,895	\$1,592,895	\$2,036,033
<u>DB9030-Social Security</u>					
8020	Social Security	15,992	48,000	48,000	48,000
Total Social Security		\$15,992	\$48,000	\$48,000	\$48,000
<u>DB9040-Worker's Compensation</u>					
8030	Worker's Compensation	1,218,611	1,250,000	1,250,000	1,200,000
Total Worker's Compensation		\$1,218,611	\$1,250,000	\$1,250,000	\$1,200,000
<u>DB9045-Life Insurance</u>					
8040	Life Insurance	255	400	400	400
Total Life Insurance		\$255	\$400	\$400	\$400



Highway Fund Expenditures Detail

<u>Object</u>	<u>Description</u>	<u>2012</u> <u>Actual</u>	<u>2013</u> <u>Budget</u>	<u>2013</u> <u>Forecast</u>	<u>2014</u> <u>Budget</u>
<u>DB9050-Unemployment Insurance</u>					
8050	Unemployment Insurance	37,411	87,000	87,000	90,000
Total Unemployment Insurance		\$37,411	\$87,000	\$87,000	\$90,000
<u>DB9055-Disability Insurance</u>					
8060	Disability Insurance	343	1,000	1,000	1,000
Total Disability Insurance		\$343	\$1,000	\$1,000	\$1,000
<u>DB9060-Hospital / Medical Insurance</u>					
8070	Health Insurance	2,186,474	2,384,580	2,300,000	2,550,000
8071	Retiree Health Insurance	1,322,045	1,407,580	1,350,000	1,408,000
8072	Medicare Reimbursement	102,298	101,000	101,000	119,000
Total Hospital / Medical Insurance		\$3,610,817	\$3,893,160	\$3,751,000	\$4,077,000
<u>DB9065-Welfare Fund-White Collar/Appt</u>					
8080	Dental	5,511	6,000	6,000	6,000
Total Welfare Fund-White Collar/Appt		\$5,511	\$6,000	\$6,000	\$6,000
<u>DB9070-Misc. Salaried Benefits</u>					
8090	Welfare Fund - B/C Local 342	187,550	200,000	200,000	200,000
8100	Retirement Accrual Payout	85,357	125,000	125,000	125,000
8101	Accrual Payout	78,188	39,000	39,000	39,000
8102	Personal Days Expense	45,502	70,000	70,000	70,000
Total Misc. Salaried Benefits		\$396,597	\$434,000	\$434,000	\$434,000
<u>DB9710-Serial Bonds</u>					
6000	Principal on Indebtedness	5,949,061	5,870,863	5,870,863	6,119,240
7000	Interest on Indebtedness	1,753,007	1,727,745	1,727,745	1,673,502
Total Serial Bonds		\$7,702,068	\$7,598,608	\$7,598,608	\$7,792,742
<u>DB9950-Interfund Trans - Capital Cash</u>					
9010	Transfer	0	525,000	525,000	0
Total Interfund Trans - Capital Cash		\$0	\$525,000	\$525,000	\$0
Fund Total		\$46,736,640	\$35,753,868	\$39,889,432	\$34,553,359



Fire Protection Revenue Detail

<u>Object</u>	<u>Description</u>	<u>2012</u> <u>Actual</u>	<u>2013</u> <u>Budget</u>	<u>2013</u> <u>Forecast</u>	<u>2014</u> <u>Budget</u>
<u>SF11001-Fire Protection</u>					
1001	Real Property Taxes	1,482,472	1,512,120	1,512,120	1,534,886
Total Fire Protection		\$1,482,472	\$1,512,120	\$1,512,120	\$1,534,886
<u>SF11090-Fire Protection</u>					
1090	Interest & Penalties	29	0	0	0
Total Fire Protection		\$29	\$0	\$0	\$0
<u>SF12401-Fire Protection</u>					
2401	Interest & Earnings	714	1,000	5,097	5,000
Total Fire Protection		\$714	\$1,000	\$5,097	\$5,000
Fund Total		\$1,483,215	\$1,513,120	\$1,517,217	\$1,539,886



Fire Protection Expenditures Detail

<u>Object</u>	<u>Description</u>	<u>2012</u> <u>Actual</u>	<u>2013</u> <u>Budget</u>	<u>2013</u> <u>Forecast</u>	<u>2014</u> <u>Budget</u>
<u>SF11910-Unallocated Insurance</u>					
4150	Insurance	1,717	0	0	0
Total Unallocated Insurance		\$1,717	\$0	\$0	\$0
<u>SF13410-Fire Protection District #1</u>					
4290	Other Equipment Rental	30,302	32,630	32,630	32,630
4420	Subcontract Cost	1,359,919	1,387,117	1,387,117	1,414,859
Total Fire Protection District #1		\$1,390,221	\$1,419,747	\$1,419,747	\$1,447,489
<u>SF19901-Interfund Transfers</u>					
9010	Transfer	90,553	93,373	93,373	92,397
Total Interfund Transfers		\$90,553	\$93,373	\$93,373	\$92,397
Fund Total		\$1,482,491	\$1,513,120	\$1,513,120	\$1,539,886



Street Lighting Revenue Detail

<u>Object</u>	<u>Description</u>	<u>2012</u> <u>Actual</u>	<u>2013</u> <u>Budget</u>	<u>2013</u> <u>Forecast</u>	<u>2014</u> <u>Budget</u>
<u>SL0599-Street Lighting</u>					
0599R	Appropriated Fund Balance	0	0	0	500,000
Total Street Lighting		\$0	\$0	\$0	\$500,000
<u>SL1001-Street Lighting</u>					
1001	Real Property Taxes	3,782,502	3,706,826	3,706,826	3,449,543
Total Street Lighting		\$3,782,502	\$3,706,826	\$3,706,826	\$3,449,543
<u>SL1081-Street Lighting</u>					
1081	Other Payments Lieu of Taxes	2,676	2,000	2,000	6,500
Total Street Lighting		\$2,676	\$2,000	\$2,000	\$6,500
<u>SL1090-Street Lighting</u>					
1090	Interest & Penalties	74	0	0	0
Total Street Lighting		\$74	\$0	\$0	\$0
<u>SL2401-Street Lighting</u>					
2401	Interest & Earnings	16,755	22,000	19,125	22,000
Total Street Lighting		\$16,755	\$22,000	\$19,125	\$22,000
<u>SL2402-Streetlighting</u>					
2402	Earn/Invest Capital Fund	475	700	700	500
Total Streetlighting		\$475	\$700	\$700	\$500
<u>SL2408-Streetlighting</u>					
2408	Interest/Miscellaneous Reserve	49	0	38	0
Total Streetlighting		\$49	\$0	\$38	\$0
<u>SL2709-Streetlighting</u>					
2709	Employee/Retiree Contributions	10,013	16,000	16,000	22,000
Total Streetlighting		\$10,013	\$16,000	\$16,000	\$22,000
<u>SL3785-State Aid SEMO</u>					
3785	State Aid - SEMO	6,138	0	0	0
Total State Aid SEMO		\$6,138	\$0	\$0	\$0
<u>SL4785-Federal Aid-FEMA</u>					
4785	Federal Aid - FEMA	67,890	0	340,907	0
Total Federal Aid-FEMA		\$67,890	\$0	\$340,907	\$0
Fund Total		\$3,886,571	\$3,747,526	\$4,085,596	\$4,000,543



Street Lighting Expenditures Detail

<u>Object</u>	<u>Description</u>	<u>2012</u> <u>Actual</u>	<u>2013</u> <u>Budget</u>	<u>2013</u> <u>Forecast</u>	<u>2014</u> <u>Budget</u>
<u>SL1380-Fiscal Agent Fees</u>					
4600	Bond & Note Issue & Serv Exp	0	500	500	500
Total Fiscal Agent Fees		\$0	\$500	\$500	\$500
<u>SL1680-Information Technology</u>					
4570	Service Contracts	2,501	2,160	2,160	2,159
Total Information Technology		\$2,501	\$2,160	\$2,160	\$2,159
<u>SL1910-Unallocated Insurance</u>					
4150	Insurance	6,398	11,925	11,925	7,230
Total Unallocated Insurance		\$6,398	\$11,925	\$11,925	\$7,230
<u>SL1990-Contingency</u>					
1100	Regular Salaries	0	7,933	0	0
4010	Contingency	0	20,382	0	0
Total Contingency		\$0	\$28,315	\$0	\$0
<u>SL3999-FEMA/SEMA Expenses</u>					
1300	Overtime Salaries	66,647	0	19,774	0
8020	Social Security	5,066	0	1,488	0
8021	MTA Tax	146	0	66	0
Total FEMA/SEMA Expenses		\$71,859	\$0	\$21,328	\$0



Street Lighting Expenditures Detail

<u>Object</u>	<u>Description</u>	<u>2012</u> <u>Actual</u>	<u>2013</u> <u>Budget</u>	<u>2013</u> <u>Forecast</u>	<u>2014</u> <u>Budget</u>
<u>SL5182-Townwide Street Lighting Distr</u>					
1100	Regular Salaries	608,777	697,363	697,363	731,279
1300	Overtime Salaries	15,203	10,000	10,000	10,000
1400	Summer Casual Salaries	0	5,000	0	9,000
2222	Computer Software & Programs	5,713	5,000	5,000	5,000
2314	Trucks	55,053	30,000	30,000	0
2600	Equipment & Machinery	3,465	0	0	0
2785	Streetlights	471,215	425,016	425,016	500,000
4110	Office Supplies	477	500	500	250
4115	Small Furn & Office Equip	1,257	528	1,528	750
4120	Fuel for Vehicle & Equipment	16,201	20,000	20,000	21,000
4210	Telephone	29,237	35,000	35,000	35,000
4220	Electric (LIPA)	1,530,713	1,520,000	1,016,000	1,500,000
4470	Uniforms	2,096	1,750	1,750	1,750
4520	Vehicle Repairs, Supplies	17,015	16,000	15,000	16,000
4550	Outside Professional	28,024	18,746	23,746	10,000
4640	Lighting & Electric Supplies	62,080	79,358	79,358	75,000
4720	Conferences & Dues	80	200	200	0
4770	Small Tools & Equipment	1,000	1,000	1,000	1,000
4990	Refuse Disposal Charges	7,255	5,000	5,000	0
8020	Social Security	47,079	53,438	53,438	57,396
8021	MTA Tax	2,201	2,405	2,405	2,551
Total Townwide Street Lighting Distr		\$2,904,142	\$2,926,304	\$2,422,304	\$2,975,976
<u>SL9010-State Retirement</u>					
8010	State Retirement	122,998	68,256	68,256	128,648
Total State Retirement		\$122,998	\$68,256	\$68,256	\$128,648
<u>SL9030-Social Security</u>					
8020	Social Security	395	3,802	3,802	7,250
Total Social Security		\$395	\$3,802	\$3,802	\$7,250
<u>SL9040-Worker's Compensation</u>					
8030	Worker's Compensation	5,364	10,000	10,000	10,000
Total Worker's Compensation		\$5,364	\$10,000	\$10,000	\$10,000
<u>SL9045-Life Insurance</u>					
8040	Life Insurance	149	300	300	300
Total Life Insurance		\$149	\$300	\$300	\$300
<u>SL9050-Unemployment Insurance</u>					
8050	Unemployment Insurance	0	5,000	5,000	5,000
Total Unemployment Insurance		\$0	\$5,000	\$5,000	\$5,000



Street Lighting Expenditures Detail

<u>Object</u>	<u>Description</u>	<u>2012 Actual</u>	<u>2013 Budget</u>	<u>2013 Forecast</u>	<u>2014 Budget</u>
<u>SL9055-Disability Insurance</u>					
8060	Disability Insurance	114	1,000	1,000	1,000
Total Disability Insurance		\$114	\$1,000	\$1,000	\$1,000
<u>SL9060-Hospital / Medical Insurance</u>					
8070	Health Insurance	127,386	139,000	150,000	160,000
8071	Retiree Health Insurance	72,496	80,000	66,000	80,000
8072	Medicare Reimbursement	5,994	7,000	7,000	8,000
Total Hospital / Medical Insurance		\$205,876	\$226,000	\$223,000	\$248,000
<u>SL9065-Welfare Fund-White Collar/Appt</u>					
8080	Dental	1,837	2,000	2,000	2,000
Total Welfare Fund-White Collar/Appt		\$1,837	\$2,000	\$2,000	\$2,000
<u>SL9070-Misc. Salaried Benefits</u>					
8090	Welfare Fund - B/C Local 342	8,690	11,000	11,000	11,000
8100	Retirement Accrual Payout	0	55,000	55,000	55,000
8101	Accrual Payout	0	7,000	7,000	7,000
8102	Personal Days Expense	5,165	5,000	5,000	5,000
Total Misc. Salaried Benefits		\$13,855	\$78,000	\$78,000	\$78,000
<u>SL9710-Serial Bonds</u>					
6000	Principal on Indebtedness	15,541	7,909	7,909	8,202
7000	Interest on Indebtedness	3,796	3,343	3,343	3,027
Total Serial Bonds		\$19,337	\$11,252	\$11,252	\$11,229
<u>SL9901-Interfund Transfers</u>					
9010	Transfer	475,748	466,342	466,342	523,251
Total Interfund Transfers		\$475,748	\$466,342	\$466,342	\$523,251
<u>SL9950-Interfund Trans - Capital Cash</u>					
9010	Transfer	30,000	0	0	0
Total Interfund Trans - Capital Cash		\$30,000	\$0	\$0	\$0
Fund Total		\$3,860,572	\$3,841,155	\$3,327,169	\$4,000,543



Commack Ambulance Revenue Detail

<u>Object</u>	<u>Description</u>	<u>2012</u> <u>Actual</u>	<u>2013</u> <u>Budget</u>	<u>2013</u> <u>Forecast</u>	<u>2014</u> <u>Budget</u>
<u>SM11001-Commack Ambulance</u>					
1001	Real Property Taxes	527,622	538,174	538,174	551,125
Total Commack Ambulance		\$527,622	\$538,174	\$538,174	\$551,125
<u>SM11090-Commack Ambulance</u>					
1090	Interest & Penalties	10	50	50	0
Total Commack Ambulance		\$10	\$50	\$50	\$0
<u>SM12401-Commack Ambulance</u>					
2401	Interest & Earnings	430	800	1,618	1,500
Total Commack Ambulance		\$430	\$800	\$1,618	\$1,500
<u>SM12770-Commack Ambulance</u>					
2770	Unclassified Revenues	44,809	46,300	46,300	46,300
Total Commack Ambulance		\$44,809	\$46,300	\$46,300	\$46,300
Fund Total		\$572,872	\$585,324	\$586,142	\$598,925



Commack Ambulance Expenditures Detail

<u>Object</u>	<u>Description</u>	<u>2012</u> <u>Actual</u>	<u>2013</u> <u>Budget</u>	<u>2013</u> <u>Forecast</u>	<u>2014</u> <u>Budget</u>
<u>SM14541-Commack Ambulance District</u>					
4001	Contractual Agreement	466,420	477,027	477,027	491,338
Total Commack Ambulance District		\$466,420	\$477,027	\$477,027	\$491,338
<u>SM19010-State Retirement</u>					
8011	Vol. Ambulance Service Award	69,687	72,000	72,000	72,000
Total State Retirement		\$69,687	\$72,000	\$72,000	\$72,000
<u>SM19901-Interfund Transfers</u>					
9010	Transfer	36,102	36,297	36,297	35,587
Total Interfund Transfers		\$36,102	\$36,297	\$36,297	\$35,587
Fund Total		\$572,209	\$585,324	\$585,324	\$598,925



Huntington Comm. Ambulance Revenue Detail

<u>Object</u>	<u>Description</u>	<u>2012</u> <u>Actual</u>	<u>2013</u> <u>Budget</u>	<u>2013</u> <u>Forecast</u>	<u>2014</u> <u>Budget</u>
<u>SM21001-Huntington Comm. Ambulance</u>					
1001	Real Property Taxes	2,252,713	2,297,767	2,297,767	2,378,848
Total Huntington Comm. Ambulance		\$2,252,713	\$2,297,767	\$2,297,767	\$2,378,848
<u>SM21081-Huntington Comm. Ambulance</u>					
1081	Other Payments Lieu of Taxes	1,994	1,950	1,950	2,100
Total Huntington Comm. Ambulance		\$1,994	\$1,950	\$1,950	\$2,100
<u>SM21090-Huntington Comm. Ambulance</u>					
1090	Interest & Penalties	44	250	250	100
Total Huntington Comm. Ambulance		\$44	\$250	\$250	\$100
<u>SM22401-Huntington Comm. Ambulance</u>					
2401	Interest & Earnings	1,972	2,000	6,334	6,100
Total Huntington Comm. Ambulance		\$1,972	\$2,000	\$6,334	\$6,100
Fund Total		\$2,256,723	\$2,301,967	\$2,306,301	\$2,387,148



Huntington Comm. Ambulance Expenditures Detail

<u>Object</u>	<u>Description</u>	<u>2012</u> <u>Actual</u>	<u>2013</u> <u>Budget</u>	<u>2013</u> <u>Forecast</u>	<u>2014</u> <u>Budget</u>
<u>SM24542-Hunt Community Ambulance</u>					
4001	Contractual Agreement	1,785,500	1,828,434	1,828,434	1,865,003
Total Hunt Community Ambulance		\$1,785,500	\$1,828,434	\$1,828,434	\$1,865,003
<u>SM29010-State Retirement</u>					
8011	Vol. Ambulance Service Award	355,889	330,000	330,000	380,000
Total State Retirement		\$355,889	\$330,000	\$330,000	\$380,000
<u>SM29901-Interfund Transfers</u>					
9010	Transfer	141,363	143,533	143,533	142,145
Total Interfund Transfers		\$141,363	\$143,533	\$143,533	\$142,145
Fund Total		\$2,282,752	\$2,301,967	\$2,301,967	\$2,387,148



Consolidated Refuse Fund Revenue Detail

<u>Object</u>	<u>Description</u>	<u>2012</u> <u>Actual</u>	<u>2013</u> <u>Budget</u>	<u>2013</u> <u>Forecast</u>	<u>2014</u> <u>Budget</u>
<u>SR0511-Consolidated Refuse Fund</u>					
0511R	Appropriated Reserves	0	77,000	77,000	77,000
Total Consolidated Refuse Fund		\$0	\$77,000	\$77,000	\$77,000
<u>SR0599-Consolidated Refuse Fund</u>					
0599R	Appropriated Fund Balance	0	440,000	440,000	300,000
Total Consolidated Refuse Fund		\$0	\$440,000	\$440,000	\$300,000
<u>SR1001-Consolidated Refuse Fund</u>					
1001	Real Property Taxes	23,099,153	23,370,653	23,370,653	23,773,582
Total Consolidated Refuse Fund		\$23,099,153	\$23,370,653	\$23,370,653	\$23,773,582
<u>SR1090-Consolidated Refuse Fund</u>					
1090	Interest & Penalties	453	2,000	2,000	1,000
Total Consolidated Refuse Fund		\$453	\$2,000	\$2,000	\$1,000
<u>SR2130-Consolidated Refuse Fund</u>					
2130	Refuse & Garbage Charges	5,291	5,200	6,500	9,040
Total Consolidated Refuse Fund		\$5,291	\$5,200	\$6,500	\$9,040
<u>SR2376-Refuse & Garb Serv, Other Gov</u>					
2376	Refuse & Garb Serv, Other Gov	9,658	13,491	13,491	9,658
Total Refuse & Garb Serv, Other Gov		\$9,658	\$13,491	\$13,491	\$9,658
<u>SR2389-Misc Revenue, Other Government</u>					
2389	Misc Revenue, Other Government	85,317	0	0	0
Total Misc Revenue, Other Government		\$85,317	\$0	\$0	\$0
<u>SR2401-Consolidated Refuse Fund</u>					
2401	Interest & Earnings	43,224	68,234	54,434	70,000
Total Consolidated Refuse Fund		\$43,224	\$68,234	\$54,434	\$70,000
<u>SR2402-Consolidated Refuse Fund</u>					
2402	Earn/Invest Capital Fund	1,935	2,200	2,200	1,200
Total Consolidated Refuse Fund		\$1,935	\$2,200	\$2,200	\$1,200
<u>SR2408-Consolidated Refuse</u>					
2408	Interest/Miscellaneous Reserve	1,478	0	1,000	0
Total Consolidated Refuse		\$1,478	\$0	\$1,000	\$0
<u>SR2651-Sales of Recycled Materials</u>					
2651	Sales Of Recycled Materials	472,795	500,000	500,000	500,000
Total Sales of Recycled Materials		\$472,795	\$500,000	\$500,000	\$500,000
<u>SR2701-Consolidated Refuse Fund</u>					
2701	Refund Of PR YRS Expend	40	0	0	0
Total Consolidated Refuse Fund		\$40	\$0	\$0	\$0



Consolidated Refuse Fund Revenue Detail

<u>Object</u>	<u>Description</u>	<u>2012</u> <u>Actual</u>	<u>2013</u> <u>Budget</u>	<u>2013</u> <u>Forecast</u>	<u>2014</u> <u>Budget</u>
<u>SR2709-Consolidated Refuse</u>					
2709	Employee/Retiree Contributions	30,119	101,000	101,000	105,000
Total Consolidated Refuse		\$30,119	\$101,000	\$101,000	\$105,000
<u>SR2770-Consolidated Refuse Fund</u>					
2770	Unclassified Revenues	76	0	500	0
Total Consolidated Refuse Fund		\$76	\$0	\$500	\$0
<u>SR3785-State Aid SEMO</u>					
3785	State Aid - SEMO	44,393	0	0	0
Total State Aid SEMO		\$44,393	\$0	\$0	\$0
<u>SR4785-Federal Aid-FEMA</u>					
4785	Federal Aid - FEMA	247,071	0	49,000	0
Total Federal Aid-FEMA		\$247,071	\$0	\$49,000	\$0
Fund Total		\$24,041,005	\$24,579,778	\$24,617,778	\$24,846,480



Consolidated Refuse Fund Expenditures Detail

<u>Object</u>	<u>Description</u>	<u>2012</u> <u>Actual</u>	<u>2013</u> <u>Budget</u>	<u>2013</u> <u>Forecast</u>	<u>2014</u> <u>Budget</u>
<u>SR1380-Fiscal Agent Fees</u>					
4600	Bond & Note Issue & Serv Exp	3,305	3,000	3,000	3,000
Total Fiscal Agent Fees		\$3,305	\$3,000	\$3,000	\$3,000
<u>SR1680-Information Technology</u>					
4570	Service Contracts	0	15,784	15,784	15,784
Total Information Technology		\$0	\$15,784	\$15,784	\$15,784
<u>SR1910-Unallocated Insurance</u>					
4150	Insurance	42,341	74,465	74,465	37,736
Total Unallocated Insurance		\$42,341	\$74,465	\$74,465	\$37,736
<u>SR1989-Other General Gov Support</u>					
4180	Employee Assistance Program	2,042	6,000	6,000	6,000
Total Other General Gov Support		\$2,042	\$6,000	\$6,000	\$6,000
<u>SR1990-Contingency</u>					
1100	Regular Salaries	0	38,964	10,000	0
Total Contingency		\$0	\$38,964	\$10,000	\$0
<u>SR3999-FEMA/SEMA Expenses</u>					
1300	Overtime Salaries	48,904	0	17,766	0
4270	Motor Vehicle Rentals	15,000	0	15,540	0
4990	Refuse Disposal Charges	207,372	0	14,358	0
8020	Social Security	3,703	0	1,334	0
8021	MTA Tax	99	0	60	0
Total FEMA/SEMA Expenses		\$275,078	\$0	\$49,058	\$0



Consolidated Refuse Fund Expenditures Detail

<u>Object</u>	<u>Description</u>	<u>2012 Actual</u>	<u>2013 Budget</u>	<u>2013 Forecast</u>	<u>2014 Budget</u>
<u>SR8158-Consolidated Refuse District</u>					
1100	Regular Salaries	3,130,956	3,268,806	3,268,806	3,375,808
1200	Non-Permanent Salaries	124,387	140,000	140,000	140,000
1300	Overtime Salaries	348,676	325,000	325,000	325,000
2100	Furniture and Furnishings	1,488	0	0	0
2103	Land Improvements	0	2,200	2,200	0
2314	Trucks	0	12,000	6,000	0
2400	Communication Equipment	898	0	0	0
2600	Equipment & Machinery	2,200	4,200	4,200	0
4110	Office Supplies	55	500	500	500
4115	Small Furn & Office Equip	2,564	0	0	0
4120	Fuel for Vehicle & Equipment	200,237	258,000	225,000	225,000
4130	Postage	15,600	13,900	13,900	15,600
4210	Telephone	1,573	2,100	2,100	2,000
4220	Electric (LIPA)	5,193	15,000	5,000	15,000
4230	Water	0	400	400	200
4270	Motor Vehicle Rentals	0	12,800	12,800	0
4420	Subcontract Cost	6,052,336	5,863,379	5,863,379	6,050,000
4470	Uniforms	12,576	12,000	12,000	12,000
4500	Printing	11,212	43,196	43,196	25,196
4510	Equip Supplies, Repairs & Main	3,549	7,000	7,000	5,500
4520	Vehicle Repairs, Supplies	246,014	296,582	296,582	272,300
4550	Outside Professional	6,426	12,500	12,500	11,500
4570	Service Contracts	28,489	20,890	20,890	19,360
4620	Medical & Safety Supplies	658	3,400	3,400	3,400
4650	Building Repair, Maint & Supp	7,515	4,000	4,000	4,000
4660	Heating Oil	2,635	0	0	0
4665	Natural Gas	0	28,000	5,000	0
4770	Small Tools & Equipment	2,050	3,400	3,400	3,400
4990	Refuse Disposal Charges	8,258,672	9,372,906	9,372,906	9,516,946
8020	Social Security	271,193	289,111	289,111	293,822
8021	MTA Tax	12,457	12,849	12,849	13,059
Total Consolidated Refuse District		\$18,749,607	\$20,024,118	\$19,952,118	\$20,329,591
<u>SR9010-State Retirement</u>					
8010	State Retirement	714,482	475,569	475,569	653,875
Total State Retirement		\$714,482	\$475,569	\$475,569	\$653,875
<u>SR9030-Social Security</u>					
8020	Social Security	5,937	23,000	23,000	23,000
Total Social Security		\$5,937	\$23,000	\$23,000	\$23,000



Consolidated Refuse Fund Expenditures Detail

<u>Object</u>	<u>Description</u>	<u>2012 Actual</u>	<u>2013 Budget</u>	<u>2013 Forecast</u>	<u>2014 Budget</u>
<u>SR9040-Worker's Compensation</u>					
8030	Worker's Compensation	758,540	300,000	300,000	300,000
Total Worker's Compensation		\$758,540	\$300,000	\$300,000	\$300,000
<u>SR9045-Life Insurance</u>					
8040	Life Insurance	85	500	500	500
Total Life Insurance		\$85	\$500	\$500	\$500
<u>SR9050-Unemployment Insurance</u>					
8050	Unemployment Insurance	16,069	40,000	20,000	40,000
Total Unemployment Insurance		\$16,069	\$40,000	\$20,000	\$40,000
<u>SR9055-Disability Insurance</u>					
8060	Disability Insurance	114	500	500	500
Total Disability Insurance		\$114	\$500	\$500	\$500
<u>SR9060-Hospital / Medical Insurance</u>					
8070	Health Insurance	741,232	827,000	750,000	800,000
8071	Retiree Health Insurance	315,089	342,000	342,000	357,000
8072	Medicare Reimbursement	21,978	22,000	22,000	25,000
Total Hospital / Medical Insurance		\$1,078,299	\$1,191,000	\$1,114,000	\$1,182,000
<u>SR9065-Welfare Fund-White Collar/Appt</u>					
8080	Dental	1,837	2,000	2,000	2,000
Total Welfare Fund-White Collar/Appt		\$1,837	\$2,000	\$2,000	\$2,000
<u>SR9070-Misc. Salaried Benefits</u>					
8090	Welfare Fund - B/C Local 342	63,140	68,000	60,000	68,000
8100	Retirement Accrual Payout	15,678	55,000	55,000	55,000
8101	Accrual Payout	45,090	22,000	22,000	22,000
8102	Personal Days Expense	16,844	27,000	20,000	27,000
Total Misc. Salaried Benefits		\$140,752	\$172,000	\$157,000	\$172,000
<u>SR9710-Serial Bonds</u>					
6000	Principal on Indebtedness	114,058	132,324	132,324	126,859
7000	Interest on Indebtedness	56,038	53,022	53,022	49,497
Total Serial Bonds		\$170,096	\$185,346	\$185,346	\$176,356
<u>SR9901-Interfund Transfers</u>					
9010	Transfer	1,976,451	1,922,283	1,922,283	1,904,138
Total Interfund Transfers		\$1,976,451	\$1,922,283	\$1,922,283	\$1,904,138
<u>SR9950-Interfund Trans - Capital Cash</u>					
9010	Transfer	0	140,000	140,000	0
Total Interfund Trans - Capital Cash		\$0	\$140,000	\$140,000	\$0



Consolidated Refuse Fund Expenditures Detail

<u>Object</u>	<u>Description</u>	<u>2012</u> <u>Actual</u>	<u>2013</u> <u>Budget</u>	<u>2013</u> <u>Forecast</u>	<u>2014</u> <u>Budget</u>
Fund Total		<u>\$23,935,035</u>	<u>\$24,614,529</u>	<u>\$24,450,623</u>	<u>\$24,846,480</u>



Huntington Sewer Revenue Detail

<u>Object</u>	<u>Description</u>	<u>2012</u> <u>Actual</u>	<u>2013</u> <u>Budget</u>	<u>2013</u> <u>Forecast</u>	<u>2014</u> <u>Budget</u>
<u>SS10511-Huntington Sewer</u>					
0511R	Appropriated Reserves	0	-1,614	0	0
Total Huntington Sewer		\$0	\$-1,614	\$0	\$0
<u>SS11001-Huntington Sewer</u>					
1001	Real Property Taxes	4,571,191	4,578,695	4,578,695	4,892,466
Total Huntington Sewer		\$4,571,191	\$4,578,695	\$4,578,695	\$4,892,466
<u>SS11081-Huntington Sewer</u>					
1081	Other Payments Lieu of Taxes	29,560	22,000	22,000	30,500
Total Huntington Sewer		\$29,560	\$22,000	\$22,000	\$30,500
<u>SS11090-Huntington Sewer</u>					
1090	Interest & Penalties	90	500	500	500
Total Huntington Sewer		\$90	\$500	\$500	\$500
<u>SS11120-Huntington Sewer</u>					
1120	Non-Prop Tax Distrib County	144,701	144,701	144,701	144,701
Total Huntington Sewer		\$144,701	\$144,701	\$144,701	\$144,701
<u>SS12122-Huntington Sewer</u>					
2122	Sewer Charges	333,230	300,000	300,000	276,600
Total Huntington Sewer		\$333,230	\$300,000	\$300,000	\$276,600
<u>SS12401-Huntington Sewer</u>					
2401	Interest & Earnings	8,618	13,000	10,656	13,000
Total Huntington Sewer		\$8,618	\$13,000	\$10,656	\$13,000
<u>SS12402-Huntington Sewer</u>					
2402	Earn/Invest Capital Fund	4,678	5,500	5,500	4,500
Total Huntington Sewer		\$4,678	\$5,500	\$5,500	\$4,500
<u>SS12408-Huntington Sewer</u>					
2408	Interest/Miscellaneous Reserve	417	0	0	0
Total Huntington Sewer		\$417	\$0	\$0	\$0
<u>SS12709-Huntington Sewer</u>					
2709	Employee/Retiree Contributions	12,069	35,000	35,000	35,000
Total Huntington Sewer		\$12,069	\$35,000	\$35,000	\$35,000
<u>SS12770-Huntington Sewer</u>					
2770	Unclassified Revenues	2	0	0	0
Total Huntington Sewer		\$2	\$0	\$0	\$0
<u>SS13785-State Aid SEMO</u>					
3785	State Aid - SEMO	7,634	0	0	0
Total State Aid SEMO		\$7,634	\$0	\$0	\$0



Huntington Sewer Revenue Detail

<u>Object</u>	<u>Description</u>	<u>2012</u> <u>Actual</u>	<u>2013</u> <u>Budget</u>	<u>2013</u> <u>Forecast</u>	<u>2014</u> <u>Budget</u>
<u>SS14785-Federal Aid FEMA</u>					
4785	Federal Aid - FEMA	51,792	0	0	0
Total Federal Aid FEMA		\$51,792	\$0	\$0	\$0
<u>SS15033-Transfers - General Revenue</u>					
5033	Capital Project Transfers	0	1,614	0	0
Total Transfers - General Revenue		\$0	\$1,614	\$0	\$0
Fund Total		\$5,163,981	\$5,099,396	\$5,097,052	\$5,397,267



Huntington Sewer Expenditures Detail

<u>Object</u>	<u>Description</u>	<u>2012</u> <u>Actual</u>	<u>2013</u> <u>Budget</u>	<u>2013</u> <u>Forecast</u>	<u>2014</u> <u>Budget</u>
<u>SS11380-Fiscal Agent Fees</u>					
4600	Bond & Note Issue & Serv Exp	4,036	4,000	4,000	4,000
Total Fiscal Agent Fees		\$4,036	\$4,000	\$4,000	\$4,000
<u>SS11910-Unallocated Insurance</u>					
4150	Insurance	10,850	14,999	14,999	14,455
Total Unallocated Insurance		\$10,850	\$14,999	\$14,999	\$14,455
<u>SS11989-Other General Gov Support</u>					
4180	Employee Assistance Program	490	1,500	1,500	1,500
Total Other General Gov Support		\$490	\$1,500	\$1,500	\$1,500
<u>SS13999-FEMA/SEMA Expenses</u>					
1300	Overtime Salaries	47,328	0	0	0
8020	Social Security	3,611	0	0	0
8021	MTA Tax	37	0	0	0
Total FEMA/SEMA Expenses		\$50,976	\$0	\$0	\$0



Huntington Sewer Expenditures Detail

<u>Object</u>	<u>Description</u>	<u>2012</u> <u>Actual</u>	<u>2013</u> <u>Budget</u>	<u>2013</u> <u>Forecast</u>	<u>2014</u> <u>Budget</u>
<u>SS18131-Huntington Sewer District</u>					
1100	Regular Salaries	1,300,147	1,313,744	1,313,744	1,377,324
1300	Overtime Salaries	178,283	160,000	160,000	160,000
2600	Equipment & Machinery	10,757	14,000	14,000	12,500
4110	Office Supplies	877	1,000	1,000	1,000
4120	Fuel for Vehicle & Equipment	17,502	18,000	18,000	17,000
4130	Postage	1,340	2,500	2,500	2,500
4210	Telephone	3,808	3,780	3,780	3,876
4220	Electric (LIPA)	148,844	229,500	242,000	288,000
4230	Water	2,975	2,500	2,500	3,000
4470	Uniforms	4,617	4,500	4,500	4,500
4510	Equip Supplies, Repairs & Main	72,376	73,509	73,509	77,500
4520	Vehicle Repairs, Supplies	25,230	34,000	34,000	25,000
4550	Outside Professional	66,166	67,818	67,818	75,500
4570	Service Contracts	110,700	165,891	165,891	157,600
4610	Supplies	19,709	31,900	31,900	38,200
4620	Medical & Safety Supplies	950	1,500	1,500	1,500
4650	Building Repair, Maint & Supp	25,136	2,168	2,168	2,500
4660	Heating Oil	65,599	78,000	78,000	75,000
4665	Natural Gas	2,289	5,000	1,800	3,500
4700	Advertising	556	2,000	2,000	0
4770	Small Tools & Equipment	350	1,000	1,000	0
4850	Tuition	0	2,025	0	0
4990	Refuse Disposal Charges	306,363	299,403	299,403	364,800
8020	Social Security	111,968	112,741	112,741	117,605
8021	MTA Tax	5,123	5,011	5,011	5,227
Total Huntington Sewer District		\$2,481,666	\$2,631,490	\$2,638,765	\$2,813,632
<u>SS19010-State Retirement</u>					
8010	State Retirement	289,947	201,801	201,801	265,274
Total State Retirement		\$289,947	\$201,801	\$201,801	\$265,274
<u>SS19030-Social Security</u>					
8020	Social Security	532	12,000	12,000	9,750
Total Social Security		\$532	\$12,000	\$12,000	\$9,750
<u>SS19040-Worker's Compensation</u>					
8030	Worker's Compensation	221,554	75,000	75,000	75,000
Total Worker's Compensation		\$221,554	\$75,000	\$75,000	\$75,000
<u>SS19045-Life Insurance</u>					
8040	Life Insurance	0	500	500	500
Total Life Insurance		\$0	\$500	\$500	\$500



Huntington Sewer Expenditures Detail

<u>Object</u>	<u>Description</u>	<u>2012</u> <u>Actual</u>	<u>2013</u> <u>Budget</u>	<u>2013</u> <u>Forecast</u>	<u>2014</u> <u>Budget</u>
<u>SS19050-Unemployment Insurance</u>					
8050	Unemployment Insurance	0	7,000	7,000	7,000
Total Unemployment Insurance		\$0	\$7,000	\$7,000	\$7,000
<u>SS19055-Disability Insurance</u>					
8060	Disability Insurance	0	500	500	500
Total Disability Insurance		\$0	\$500	\$500	\$500
<u>SS19060-Hospital / Medical Insurance</u>					
8070	Health Insurance	309,797	341,000	341,000	365,000
8071	Retiree Health Insurance	177,834	196,000	175,000	196,000
8072	Medicare Reimbursement	9,590	10,000	10,000	11,000
Total Hospital / Medical Insurance		\$497,222	\$547,000	\$526,000	\$572,000
<u>SS19070-Misc. Salaried Benefits</u>					
8090	Welfare Fund - B/C Local 342	23,980	27,000	27,000	27,000
8100	Retirement Accrual Payout	0	45,000	45,000	45,000
8101	Accrual Payout	0	12,000	12,000	12,000
8102	Personal Days Expense	6,957	12,000	12,000	12,000
Total Misc. Salaried Benefits		\$30,937	\$96,000	\$96,000	\$96,000
<u>SS19710-Serial Bonds</u>					
6000	Principal on Indebtedness	591,334	637,395	637,395	655,447
7000	Interest on Indebtedness	213,567	218,992	218,992	196,987
Total Serial Bonds		\$804,901	\$856,387	\$856,387	\$852,434
<u>SS19901-Interfund Transfers</u>					
9010	Transfer	731,646	658,830	658,830	685,222
Total Interfund Transfers		\$731,646	\$658,830	\$658,830	\$685,222
Fund Total		\$5,124,758	\$5,107,007	\$5,093,282	\$5,397,267



Centerport Sewer Revenue Detail

<u>Object</u>	<u>Description</u>	<u>2012</u> <u>Actual</u>	<u>2013</u> <u>Budget</u>	<u>2013</u> <u>Forecast</u>	<u>2014</u> <u>Budget</u>
<u>SS21001-Centerport Sewer</u>					
1001	Real Property Taxes	115,957	115,957	115,957	113,719
Total Centerport Sewer		\$115,957	\$115,957	\$115,957	\$113,719
<u>SS21090-Centerport Sewer</u>					
1090	Interest & Penalties	2	0	0	0
Total Centerport Sewer		\$2	\$0	\$0	\$0
<u>SS22401-Centerport Sewer</u>					
2401	Interest & Earnings	393	500	484	500
Total Centerport Sewer		\$393	\$500	\$484	\$500
Fund Total		\$116,353	\$116,457	\$116,441	\$114,219



Centerport Sewer Expenditures Detail

<u>Object</u>	<u>Description</u>	<u>2012</u> <u>Actual</u>	<u>2013</u> <u>Budget</u>	<u>2013</u> <u>Forecast</u>	<u>2014</u> <u>Budget</u>
<u>SS21910-Unallocated Insurance</u>					
4150	Insurance	491	1,000	1,000	0
Total Unallocated Insurance		\$491	\$1,000	\$1,000	\$0
<u>SS21990-Contingency</u>					
4010	Contingency	0	5,150	0	0
Total Contingency		\$0	\$5,150	\$0	\$0
<u>SS28132-Centerport Sewer</u>					
1300	Overtime Salaries	436	8,000	8,000	8,000
4220	Electric (LIPA)	6,107	8,000	8,000	7,020
4230	Water	82	300	300	300
4420	Subcontract Cost	22,409	45,000	45,000	45,000
4510	Equip Supplies, Repairs & Main	7,595	7,000	7,000	7,500
4550	Outside Professional	4,350	3,600	3,600	3,700
4650	Building Repair, Maint & Supp	6,268	15,359	15,359	15,000
8020	Social Security	33	612	612	612
8021	MTA Tax	1	27	27	27
Total Centerport Sewer		\$47,280	\$87,898	\$87,898	\$87,159
<u>SS29901-Interfund Transfers</u>					
9010	Transfer	37,758	22,768	22,768	27,060
Total Interfund Transfers		\$37,758	\$22,768	\$22,768	\$27,060
Fund Total		\$85,530	\$116,816	\$111,666	\$114,219



Waste Water Disposal Revenue Detail

<u>Object</u>	<u>Description</u>	<u>2012 Actual</u>	<u>2013 Budget</u>	<u>2013 Forecast</u>	<u>2014 Budget</u>
<u>SS30599-Waste Water Disposal</u>					
0599R	Appropriated Fund Balance	0	240,000	240,000	0
Total Waste Water Disposal		\$0	\$240,000	\$240,000	\$0
<u>SS32130-Waste Water Disposal</u>					
2130	Refuse & Garbage Charges	1,152,368	1,045,942	1,100,000	1,045,000
Total Waste Water Disposal		\$1,152,368	\$1,045,942	\$1,100,000	\$1,045,000
<u>SS32401-Waste Water Disposal</u>					
2401	Interest & Earnings	714	700	860	1,000
Total Waste Water Disposal		\$714	\$700	\$860	\$1,000
<u>SS32408-Waste Water Disposal</u>					
2408	Interest/Miscellaneous Reserve	21	0	11	0
Total Waste Water Disposal		\$21	\$0	\$11	\$0
<u>SS32680-Waste Water Disposal</u>					
2680	Insurance Recoveries	12,142	0	0	0
Total Waste Water Disposal		\$12,142	\$0	\$0	\$0
<u>SS32709-Waste Water District</u>					
2709	Employee/Retiree Contributions	0	5,000	5,000	4,738
Total Waste Water District		\$0	\$5,000	\$5,000	\$4,738
<u>SS33785-State Aid SEMO</u>					
3785	State Aid - SEMO	1,809	0	0	0
Total State Aid SEMO		\$1,809	\$0	\$0	\$0
<u>SS34785-Federal Aid-FEMA</u>					
4785	Federal Aid - FEMA	12,036	0	42,684	0
Total Federal Aid-FEMA		\$12,036	\$0	\$42,684	\$0
<u>SS35031-Waste Water Disposal</u>					
5031	Interfund Transfers	18,901	17,991	17,991	19,424
Total Waste Water Disposal		\$18,901	\$17,991	\$17,991	\$19,424
Fund Total		\$1,197,991	\$1,309,633	\$1,406,546	\$1,070,162



Waste Water Disposal Expenditures Detail

<u>Object</u>	<u>Description</u>	<u>2012 Actual</u>	<u>2013 Budget</u>	<u>2013 Forecast</u>	<u>2014 Budget</u>
<u>SS31380-Fiscal Agent Fees</u>					
4600	Bond & Note Issue & Serv Exp	0	100	100	100
Total Fiscal Agent Fees		\$0	\$100	\$100	\$100
<u>SS31910-Unallocated Insurance</u>					
4150	Insurance	1,970	3,074	3,074	1,611
Total Unallocated Insurance		\$1,970	\$3,074	\$3,074	\$1,611
<u>SS33999-FEMA/SEMA Expenses</u>					
1300	Overtime Salaries	6,754	0	1,887	0
4650	Building Repair, Maint & Supp	0	0	12,820	0
4990	Refuse Disposal Charges	2,933	0	0	0
8020	Social Security	517	0	143	0
8021	MTA Tax	1	0	7	0
Total FEMA/SEMA Expenses		\$10,205	\$0	\$14,857	\$0
<u>SS38133-Waste Water Disposal</u>					
1100	Regular Salaries	154,359	150,468	150,468	154,757
1300	Overtime Salaries	25,542	27,000	27,000	27,000
2600	Equipment & Machinery	0	14,816	14,000	4,000
4000	Credit Card Fees	26,823	25,000	25,000	28,200
4120	Fuel for Vehicle & Equipment	0	4,000	4,000	4,000
4220	Electric (LIPA)	210,265	250,000	250,000	192,000
4230	Water	80	300	300	300
4420	Subcontract Cost	3,225	0	0	0
4470	Uniforms	474	500	500	500
4510	Equip Supplies, Repairs & Main	74,994	90,896	93,608	59,500
4520	Vehicle Repairs, Supplies	9,373	18,500	3,500	3,500
4550	Outside Professional	1,515	2,000	2,000	2,000
4610	Supplies	65,036	47,000	47,000	49,800
4650	Building Repair, Maint & Supp	31,895	35,786	35,786	31,000
4660	Heating Oil	16,227	23,000	23,000	20,000
4770	Small Tools & Equipment	398	350	350	1,250
4990	Refuse Disposal Charges	143,441	190,245	163,349	243,200
8020	Social Security	13,687	13,576	13,576	13,904
8021	MTA Tax	633	603	603	618
Total Waste Water Disposal		\$777,966	\$894,041	\$854,041	\$835,529
<u>SS39010-State Retirement</u>					
8010	State Retirement	35,127	24,483	24,483	33,384
Total State Retirement		\$35,127	\$24,483	\$24,483	\$33,384



Waste Water Disposal Expenditures Detail

<u>Object</u>	<u>Description</u>	<u>2012 Actual</u>	<u>2013 Budget</u>	<u>2013 Forecast</u>	<u>2014 Budget</u>
<u>SS39030-Social Security</u>					
8020	Social Security	63	4,887	1,000	695
Total Social Security		\$63	\$4,887	\$1,000	\$695
<u>SS39040-Worker's Compensation</u>					
8030	Worker's Compensation	15,446	5,000	5,000	5,000
Total Worker's Compensation		\$15,446	\$5,000	\$5,000	\$5,000
<u>SS39045-Life Insurance</u>					
8040	Life Insurance	0	500	0	500
Total Life Insurance		\$0	\$500	\$0	\$500
<u>SS39050-Unemployment Insurance</u>					
8050	Unemployment Insurance	0	5,000	0	1,000
Total Unemployment Insurance		\$0	\$5,000	\$0	\$1,000
<u>SS39055-Disability Insurance</u>					
8060	Disability Insurance	0	500	0	250
Total Disability Insurance		\$0	\$500	\$0	\$250
<u>SS39060-Hospital / Medical Insurance</u>					
8070	Health Insurance	8,553	15,000	15,000	30,000
8071	Retiree Health Insurance	20,262	23,000	23,000	23,000
8072	Medicare Reimbursement	1,199	2,000	2,000	2,000
Total Hospital / Medical Insurance		\$30,014	\$40,000	\$40,000	\$55,000
<u>SS39070-Misc. Salaried Benefits</u>					
8090	Welfare Fund - B/C Local 342	2,640	4,000	4,000	3,000
8100	Retirement Accrual Payout	0	10,000	0	2,000
8101	Accrual Payout	0	7,000	0	2,000
8102	Personal Days Expense	826	3,000	1,500	2,000
Total Misc. Salaried Benefits		\$3,466	\$24,000	\$5,500	\$9,000
<u>SS39901-Interfund Transfers</u>					
9010	Transfer	141,194	126,943	126,943	128,093
Total Interfund Transfers		\$141,194	\$126,943	\$126,943	\$128,093
<u>SS39950-Interfund Trans - Capital Cash</u>					
9010	Transfer	0	170,000	170,000	0
Total Interfund Trans - Capital Cash		\$0	\$170,000	\$170,000	\$0
Fund Total		\$1,015,451	\$1,298,528	\$1,244,998	\$1,070,162



Dix Hills Water District Revenue Detail

<u>Object</u>	<u>Description</u>	<u>2012</u> <u>Actual</u>	<u>2013</u> <u>Budget</u>	<u>2013</u> <u>Forecast</u>	<u>2014</u> <u>Budget</u>
<u>SW10599-Dix Hills Water District</u>					
0599R	Appropriated Fund Balance	0	387,291	387,291	500,000
Total Dix Hills Water District		\$0	\$387,291	\$387,291	\$500,000
<u>SW11001-Dix Hills Water District</u>					
1001	Real Property Taxes	3,199,539	3,135,539	3,135,539	2,736,087
Total Dix Hills Water District		\$3,199,539	\$3,135,539	\$3,135,539	\$2,736,087
<u>SW11030-Dix Hills Water District</u>					
1030	Unpaid Water Bills	193,592	100,000	100,000	100,000
Total Dix Hills Water District		\$193,592	\$100,000	\$100,000	\$100,000
<u>SW11090-Dix Hills Water District</u>					
1090	Interest & Penalties	67	0	0	0
Total Dix Hills Water District		\$67	\$0	\$0	\$0
<u>SW11240-Dix Hills Water District</u>					
1240	Comptroller's Fee - Ret Checks	260	0	150	250
Total Dix Hills Water District		\$260	\$0	\$150	\$250
<u>SW12140-Dix Hills Water District</u>					
2140	Metered Water Sales	1,675,404	1,739,000	1,739,000	1,700,000
Total Dix Hills Water District		\$1,675,404	\$1,739,000	\$1,739,000	\$1,700,000
<u>SW12401-Dix Hills Water District</u>					
2401	Interest & Earnings	15,847	17,000	15,490	16,000
Total Dix Hills Water District		\$15,847	\$17,000	\$15,490	\$16,000
<u>SW12402-Dix Hills Water District</u>					
2402	Earn/Invest Capital Fund	1,551	2,000	2,000	1,500
Total Dix Hills Water District		\$1,551	\$2,000	\$2,000	\$1,500
<u>SW12408-Dix Hills Water</u>					
2408	Interest/Miscellaneous Reserve	515	0	250	0
Total Dix Hills Water		\$515	\$0	\$250	\$0
<u>SW12414-Dix Hills Water District</u>					
2414	Tower Rental	245,497	245,500	245,500	263,000
Total Dix Hills Water District		\$245,497	\$245,500	\$245,500	\$263,000
<u>SW12709-Dix Hills Water</u>					
2709	Employee/Retiree Contributions	3,786	22,000	22,000	24,000
Total Dix Hills Water		\$3,786	\$22,000	\$22,000	\$24,000
<u>SW12770-Dix Hills Water District</u>					
2770	Unclassified Revenues	100	0	100	0
Total Dix Hills Water District		\$100	\$0	\$100	\$0



Dix Hills Water District Revenue Detail

<u>Object</u>	<u>Description</u>	<u>2012</u> <u>Actual</u>	<u>2013</u> <u>Budget</u>	<u>2013</u> <u>Forecast</u>	<u>2014</u> <u>Budget</u>
<u>SW13785-State Aid SEMO</u>					
3785	State Aid - SEMO	5,195	0	0	0
Total State Aid SEMO		\$5,195	\$0	\$0	\$0
<u>SW14785-Federal Aid-FEMA</u>					
4785	Federal Aid - FEMA	22,393	0	592	0
Total Federal Aid-FEMA		\$22,393	\$0	\$592	\$0
Fund Total		\$5,363,745	\$5,648,330	\$5,647,912	\$5,340,837



Dix Hills Water District Expenditures Detail

<u>Object</u>	<u>Description</u>	<u>2012</u> <u>Actual</u>	<u>2013</u> <u>Budget</u>	<u>2013</u> <u>Forecast</u>	<u>2014</u> <u>Budget</u>
<u>SW11380-Fiscal Agent Fees</u>					
4600	Bond & Note Issue & Serv Exp	22	2,000	2,000	5,000
Total Fiscal Agent Fees		\$22	\$2,000	\$2,000	\$5,000
<u>SW11680-Information Technology</u>					
4570	Service Contracts	4,732	3,600	3,600	3,598
Total Information Technology		\$4,732	\$3,600	\$3,600	\$3,598
<u>SW11910-Unallocated Insurance</u>					
4150	Insurance	10,095	16,402	16,402	11,244
Total Unallocated Insurance		\$10,095	\$16,402	\$16,402	\$11,244
<u>SW11989-Other General Gov Support</u>					
4180	Employee Assistance Program	327	1,000	1,000	1,000
Total Other General Gov Support		\$327	\$1,000	\$1,000	\$1,000
<u>SW11990-Contingency</u>					
1100	Regular Salaries	0	90,414	25,000	0
4010	Contingency	0	37,253	0	0
Total Contingency		\$0	\$127,667	\$25,000	\$0
<u>SW13999-FEMA/SEMA Expenses</u>					
1300	Overtime Salaries	20,333	0	549	0
8020	Social Security	1,555	0	41	0
8021	MTA Tax	1	0	2	0
Total FEMA/SEMA Expenses		\$21,889	\$0	\$592	\$0



Dix Hills Water District Expenditures Detail

<u>Object</u>	<u>Description</u>	<u>2012</u> <u>Actual</u>	<u>2013</u> <u>Budget</u>	<u>2013</u> <u>Forecast</u>	<u>2014</u> <u>Budget</u>
<u>SW18321-Dix Hills Water District</u>					
1100	Regular Salaries	937,716	892,476	892,476	954,731
1300	Overtime Salaries	143,877	110,000	110,000	110,000
1400	Summer Casual Salaries	12,776	5,000	14,700	5,000
2210	Computer, Software & Printers	490	500	500	500
2314	Trucks	31,487	24,704	24,704	0
2316	Leased Equipment	1,222	2,500	2,500	2,500
2600	Equipment & Machinery	0	500	500	0
2778	Water Mains	43,886	0	0	0
4110	Office Supplies	2,027	2,500	2,500	2,500
4115	Small Furn & Office Equip	0	500	500	500
4120	Fuel for Vehicle & Equipment	31,997	45,000	45,000	45,000
4122	Computer Supp, Software	734	6,175	6,175	6,500
4130	Postage	17,690	30,000	30,000	30,000
4210	Telephone	28,531	70,550	70,550	30,000
4220	Electric (LIPA)	813,457	900,000	850,000	900,000
4400	Travel Expenses	0	300	300	300
4470	Uniforms	3,187	3,000	3,000	3,000
4510	Equip Supplies, Repairs & Main	234,391	175,498	175,498	150,000
4520	Vehicle Repairs, Supplies	4,910	13,000	13,000	13,000
4550	Outside Professional	154,380	150,339	150,339	150,000
4551	Outside Professional - Legal	32,500	38,000	38,000	38,000
4570	Service Contracts	10,544	15,000	15,000	15,000
4650	Building Repair, Maint & Supp	7,519	14,500	14,500	10,000
4665	Natural Gas	5,951	14,000	6,800	14,000
4680	Surfacing Materials	742	2,000	1,000	2,000
4691	Chemical Supplies	260,596	395,500	300,000	400,000
4720	Conferences & Dues	3,061	5,000	5,000	5,000
4990	Refuse Disposal Charges	0	3,000	1,000	0
8020	Social Security	82,904	83,749	83,749	81,834
8021	MTA Tax	3,772	3,722	3,722	3,637
Total Dix Hills Water District		\$2,870,347	\$3,007,014	\$2,861,014	\$2,973,002
<u>SW19010-State Retirement</u>					
8010	State Retirement	217,472	146,158	146,158	196,678
Total State Retirement		\$217,472	\$146,158	\$146,158	\$196,678
<u>SW19030-Social Security</u>					
8020	Social Security	230	12,000	2,000	12,000
Total Social Security		\$230	\$12,000	\$2,000	\$12,000
<u>SW19040-Worker's Compensation</u>					
8030	Worker's Compensation	4,272	60,000	10,000	60,000
Total Worker's Compensation		\$4,272	\$60,000	\$10,000	\$60,000



Dix Hills Water District Expenditures Detail

<u>Object</u>	<u>Description</u>	<u>2012 Actual</u>	<u>2013 Budget</u>	<u>2013 Forecast</u>	<u>2014 Budget</u>
<u>SW19045-Life Insurance</u>					
8040	Life Insurance	170	300	300	300
Total Life Insurance		\$170	\$300	\$300	\$300
<u>SW19050-Unemployment Insurance</u>					
8050	Unemployment Insurance	0	5,000	0	5,000
Total Unemployment Insurance		\$0	\$5,000	\$0	\$5,000
<u>SW19055-Disability Insurance</u>					
8060	Disability Insurance	195	500	500	500
Total Disability Insurance		\$195	\$500	\$500	\$500
<u>SW19060-Hospital / Medical Insurance</u>					
8070	Health Insurance	233,938	259,000	259,000	275,000
8071	Retiree Health Insurance	138,819	153,000	153,000	153,000
8072	Medicare Reimbursement	9,590	10,000	10,000	11,000
Total Hospital / Medical Insurance		\$382,347	\$422,000	\$422,000	\$439,000
<u>SW19065-Welfare Fund-White Collar/Appt</u>					
8080	Dental	3,214	2,000	3,000	4,000
Total Welfare Fund-White Collar/Appt		\$3,214	\$2,000	\$3,000	\$4,000
<u>SW19070-Misc. Salaried Benefits</u>					
8090	Welfare Fund - B/C Local 342	15,840	17,000	17,000	17,000
8100	Retirement Accrual Payout	0	65,000	5,000	65,000
8101	Accrual Payout	0	11,000	2,000	11,000
8102	Personal Days Expense	3,011	7,000	4,000	7,000
Total Misc. Salaried Benefits		\$18,851	\$100,000	\$28,000	\$100,000
<u>SW19710-Serial Bonds</u>					
6000	Principal on Indebtedness	713,855	681,068	681,068	742,460
7000	Interest on Indebtedness	163,659	173,313	173,313	174,978
Total Serial Bonds		\$877,514	\$854,381	\$854,381	\$917,438
<u>SW19901-Interfund Transfers</u>					
9010	Transfer	667,445	600,537	600,537	612,077
Total Interfund Transfers		\$667,445	\$600,537	\$600,537	\$612,077
<u>SW19950-Interfund Trans - Capital Cash</u>					
9010	Transfer	50,000	387,291	387,291	0
Total Interfund Trans - Capital Cash		\$50,000	\$387,291	\$387,291	\$0
Fund Total		\$5,129,122	\$5,747,849	\$5,363,775	\$5,340,837

Capital Budget



Town of Huntington 2014 Capital Budget Program Narrative

The Capital Projects Fund is used to account for financial resources allocated for the acquisition, construction or renovation of major capital facilities, road rehabilitation, infrastructure improvements or the purchase of capital assets. Capital expenditures occur periodically and are spent over multiple years. This fund also includes routine capital expenditures such as townwide fencing, furniture, computer equipment and replacement of the vehicle fleet.

Capital Assets, as they are commonly referred to, are inventoried physical assets, constructed, purchased or donated to the Town valued at \$5,000 or more with a useful life of at least five years. All Capital Assets must be tagged to facilitate tracking. The Comptroller maintains accountability over all tangible asset records and such records are verified once a year by a physical inventory conducted by the department responsible for its care and maintenance.

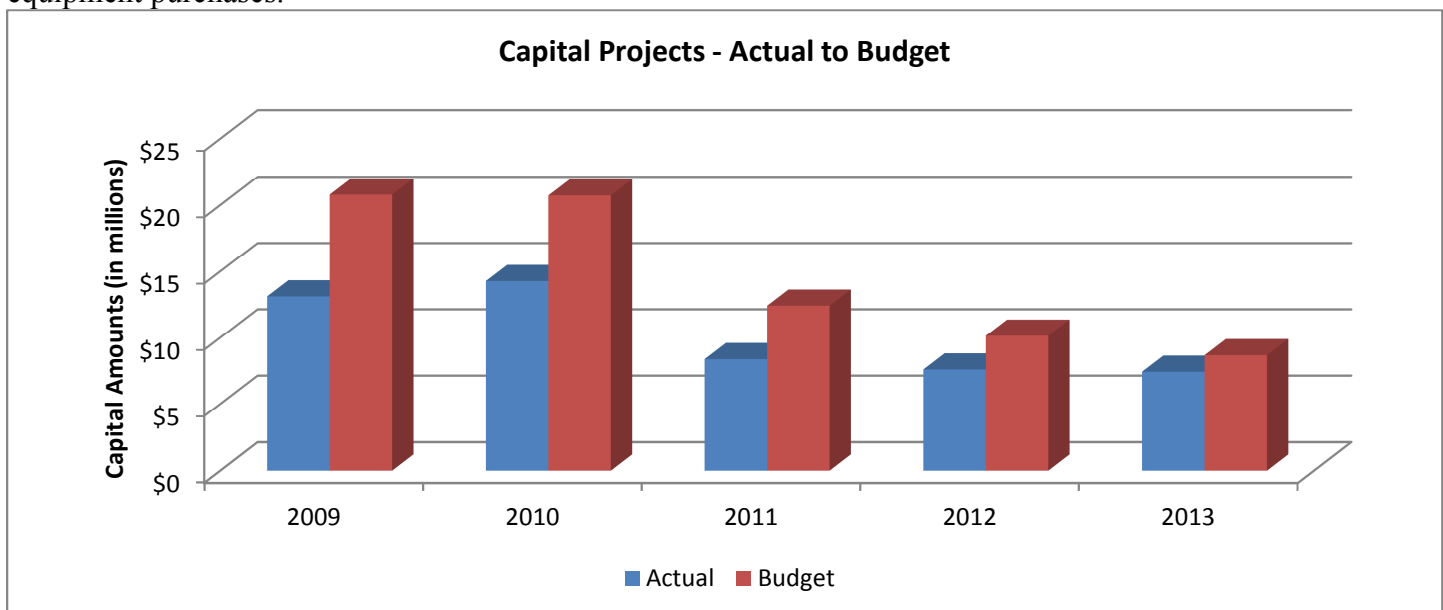
All capital projects are undertaken only after analysis of need, review of alternative options, and funding identification. The Town may fund the cost to acquire and maintain Capital Assets in one of several ways: the issuance of a bond, allocation from the Town's Environmental Open Space Fund for qualifying assets, operating revenue, capital reserves or fund balances. The method of funding is determined at the time the funds are required.

Historical Capital Investment

Capital expenditures tend to vary from year to year much more than operating expenses. The graph on the following page reflects the Town's capital investments as compared to the revised budgets in the past five years. Many capital projects that have approved budgets were phased in and or deferred until needed.

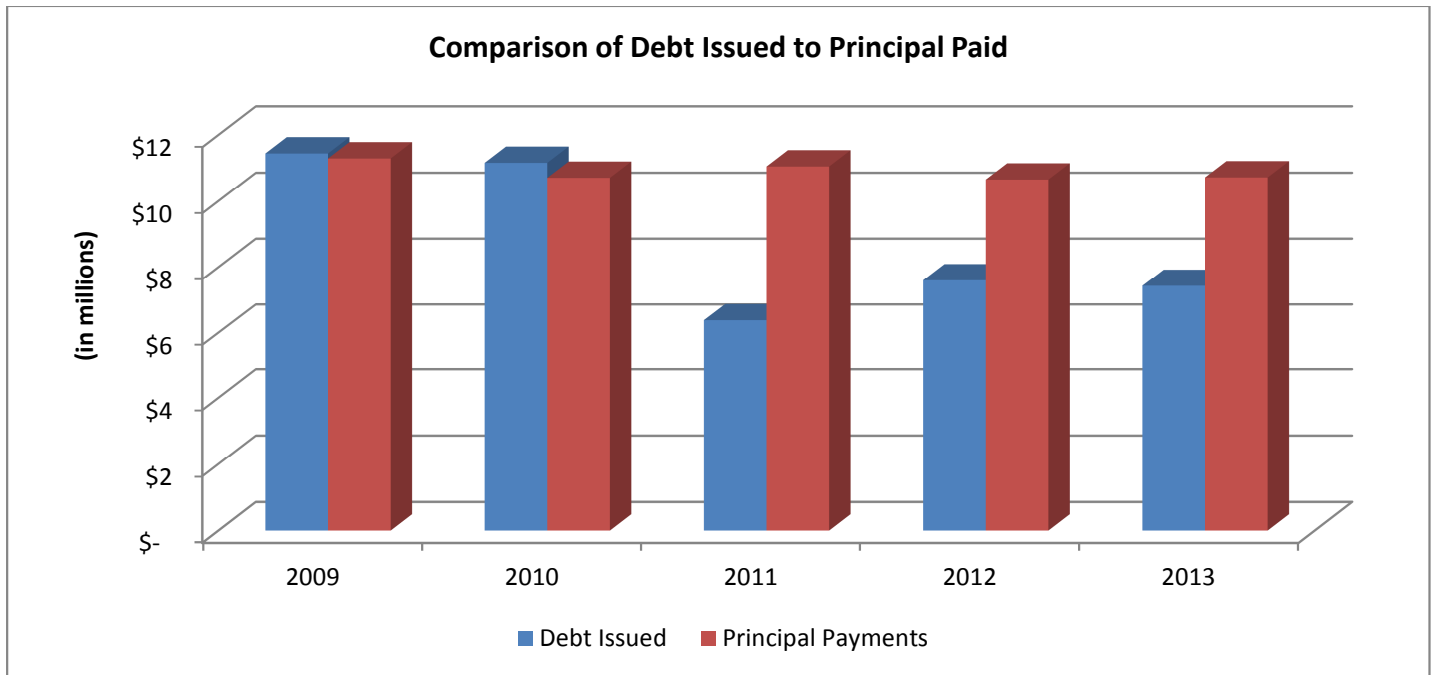
The Town has been successful in reducing the capital budget since 2009. However, routine capital investments must be made to maintain services throughout the Town and will be made on an annual basis.

The 2014 Town's Capital Budget of \$8,841,000 is a slight increase of \$166,000 from the 2013 Capital Budget. In 2014, \$3,100,000 or 35% is for roadway rehabilitation and the balance of \$5,741,000 is for infrastructure and equipment purchases.



Town of Huntington 2014 Capital Budget Program Narrative

Funding for any one capital project may include several different sources of funds. The Town's goal is to bond an amount that does not increase debt service in the operating budget. This has been achieved in most years by issuing debt for approximately the same amount or less of principal paid in any given year. The following chart provides the historical analysis for a five-year period.



The following Capital Projects are included in the 2014 Capital Budget. The Town intends to issue bonds only to the extent that debt remains level and therefore debt service will be level as well. As such, there is no effect on the 2014 Operating Budgets for capital projects that are designated to be bonded other than specifically stated.

Dix Hills Water District

Plant Rehabilitation

\$950,500

Repair, replacement and rehabilitation of existing plants are needed and will be phased in over the next five years. The rehabilitation of the plants will include upgrades to electrical systems and pumps. Funding for this project has not yet been identified.

Meter Replacement Program

\$100,000

The Dix Hills Water District will be replacing aging water meters with automated meters in the 8,400 homes and businesses within the district. The new meters include automatic collecting consumption, diagnostic, and status data from a water meter (or other utility meter) and transferring that data to a central database for billing, troubleshooting, and analyzing. The meters will utilize a mobile system for meter reading. Each meter will include a small battery powered radio unit, operating on FCC regulated frequencies. Water meter readers will have a receiver in their vehicles and as they drive by meter locations, the receiver will collect meter readings transmitted by the individual meters. This will increase productivity and generate a consistent stream of revenue. Funding for this project has not yet been identified.

Town of Huntington

2014 Capital Budget Program Narrative

Plant No. 1 Gasoline Tank

\$230,000

The Dix Hills Water District will be replacing an aging underground gasoline tank and doubling the capacity of it. Funding for this project has not yet been identified.

Engineering

Gerard Street Parking Lot

\$500,000

Town owned public parking lot located in the heart of Huntington Village is in disrepair. The parking lot is the main area of parking and can host 248 vehicles. The lot needs to be repaved, re-stripped with new drainage and curbs that will add 31 new parking spots. This project was started in 2013 and has received initial funding of \$500,000 through bonding. This project will be funded an additional \$500,000 in 2014 through a bond issue.

South Parking Garage

\$1,010,000

The South Parking Garage is one of the Town's most utilized garages located at the Huntington Station Railroad Station. The garage requires waterproofing, paving and structural reinforcement to keep the garage available for residents to park and ride the mass transit. The Town has received \$778,000 in funding from the Federal Transportation Agency. The total cost of the project is estimated to be approximately \$3,000,000 with the remainder of \$2,222,000 to be funded by the Town. The project has already received funding from the Town bond issues and appropriating fund balance. The project will be completed in phases and will require additional funding of \$1,010,000 in 2014. This project will be funded through a bond issue.

General Services

Vehicle and Equipment Replacement

\$400,000

This is an annual routine capital project. Vehicles that have exceeded their useful lives and are beyond repair will be replaced on an annual basis. Replacing an aging fleet with energy efficient vehicles will decrease our vehicle maintenance and fuel costs. This project is expected to save the Town approximately \$25,000 in annual maintenance costs. This project will be funded through a bond issue.

Resurfacing Parking Lots & Athletic Fields

\$550,000

This is a routine capital project to repair and repave parking lots and athletic fields throughout the Town. This project will increase the life of the parking lots and the primary focus for 2014 will be the beach lots. This project will be funded through a bond issue.

Townwide Fencing

\$200,000

This is a routine capital project to repair and replace fencing throughout the Town. Funding for this project has not yet been identified.

Townwide Infrastructure

\$200,000

This is a routine capital project for Townwide funding that is used on an as needed basis for improvements to various Town buildings and facilities. This project will not affect the operating budget of the Town. This project will be funded through a bond issue.

Town Hall Rehabilitation & Repair of Courtyard

\$300,000

This project is required for improvements to the Town Hall and its courtyard. Funding for this project has not yet been identified.

Town of Huntington

2014 Capital Budget Program Narrative

Vehicle Maintenance Building Repairs

\$100,000

This project will fund the installation of energy efficient lights in the vehicle maintenance building. In addition, a generator will be installed in order to provide uninterrupted service in times of emergency. Funding for this project has not yet been identified.

Highway

Roadway Rehabilitation

\$2,100,000

This project provides funding for the annual street resurfacing of streets and roads throughout the Town in accordance with the Department of Highway's replacement plan. Each year, the Town's roadways require repaving and drainage improvements as a result of weather conditions and wear and tear. This project will save maintenance costs in the operating budget. This project will be funded through a bond issue.

Drainage

\$400,000

This is annual funding provided to make drainage improvements throughout the Town. Where possible, drainage systems are being installed to minimize the need for individual overflow pools. This allocation will be utilized to install drainage systems throughout the Town. This project will be funded through a bond issue.

Highway Equipment

\$400,000

This is routine annual funding for the Highway Department to fund the replacement of heavy equipment vehicles in accordance with a vehicle replacement plan. The fleet of heavy equipment is aging and requires more maintenance costs as it ages. This project will save some maintenance expenses in the annual operating budget. This project will be funded through a bond issue.

Street Name Sign Safety Program

\$200,000

Due to a federal mandate, the Town is required to replace street signs with larger lettering and high-quality reflection by 2018. This initial funding will enable the Town to begin phasing in the replacement of the signs. This project will be funded through a bond issue.

Huntington Sewer District

Manhole Replacement

\$80,000

Manhole covers in service today allow large volumes of unwanted storm water to flow into the sanitary system through the cover's pick holes, vent holes, and at the bearing seat of the frame. This water cannot be separated and must be treated at the sewage treatment plant. Replacement of manhole covers that have deteriorated or are damaged will reduce water treatment costs by reducing the flow of water into the sewage plant. This project will be funded through a bond issue.

Pump Station Removal

\$50,000

This pump station is no longer deemed necessary for the sewer district and its removal will save on maintenance and utilities. This project will be funded through a bond issue.

Town of Huntington

2014 Capital Budget Program Narrative

Information Technology

Townwide Computerization

\$200,000

Routine annual funding for Town personal computers and software replacement has been overdue, causing inefficiencies from increased downtime and working with unsupported, decade old desktop software. Upgrading equipment and training employees will provide efficiency and productivity savings. This project will be funded through a bond issue.

Work-order Management System

\$100,000

The Town identified a need to enhance the processing of work flow to ensure better management of projects. This system will improve the efficiencies of departments and maintain better control of inventories. This project will be funded through a bond issue.

Digital Imaging

\$50,000

The Town must comply with certain regulations that require the retention of various records. The Town utilizes digital imaging software to electronically store such records. The system must be maintained and enhanced to expand its capacity as the number of records increase each year. Funding for this project has not yet been identified.

Disaster Recovery

\$90,000

The purpose of this capital is to rebuild all our capabilities in the EOC with the goal being to eliminate all single points of failure and have our systems available across all town locations no matter how serious the failure.

Maritime

Beach Sand Replacement

\$50,000

The purpose of this project is to replace sand lost during the year by erosion. This will eliminate further coastal land erosion within the Town. Funding for this project has not yet been identified.

Launch Boat

\$120,000

For a fee, the Town provides a launch boat service to residents. The replacement of the launch boat will help reduce future maintenance costs and repairs. Funding for this project has not yet been identified.

Refuse District

Bulk Trash Truck, Ford F-150, Fork Lift, Snow Equipment, Truck Lift Jacks, and Roll off Containers

\$222,000

The Refuse District is in need of replacing vehicles and equipment that have exceeded their useful lives and need extensive repairs. This project will be funded through a bond issue.

Town of Huntington

2014 Capital Budget Program Narrative

Transportation & Traffic

Traffic Signal Modernization

\$200,000

This is a routine annual allocation of funding to rebuild traffic signals. Certain intersections require replacement signals and qualify for capital budget. Funding for this project has not yet been identified.

HART - minibus Replacements

\$38,500

This is the local share of the Federal Transportation Agency funding for HART bus. The purpose of this money is to improve the Town transportation system.

Town of Huntington
2014 Capital Budget Request

Project Name	2014		2015		2016	
	Town	Grant	Town	Grant	Town	Grant
<u>Dix Hills Water District</u>						
Plant No. 1 Gasoline Tank	230,000	-	-	-	-	-
Plant No. 1 Rehabilitation	130,500	-	-	-	-	-
Plant No. 3 Rehabilitation-Carll Straight Path	-	-	940,000	-	752,000	-
Plant No. 6 Rehabilitation	140,000	-	-	-	-	-
Meter Replacement	100,000	-	500,000	-	500,000	-
Tank 2 Rehabilitation	680,000	-	-	-	-	-
	1,280,500	-	1,440,000	-	1,252,000	-
<u>Engineering</u>						
Gerard Street Parking Lot	500,000	-	-	-	-	-
Rehab of South Parking Garage	1,010,000	-	-	-	-	-
	1,510,000	-	-	-	-	-
<u>Environmental Waste Management</u>						
Bulk Trash Truck	90,000	-	-	-	-	-
Compressed Natural Gas	-	-	500,000	-	500,000	-
Ford F-150	23,000	-	-	-	-	-
Fork Lift	25,000	-	-	-	-	-
Furnish and Replace RBC#2	-	-	160,000	-	-	-
Install New Scavenger Waste Receiving Station	-	-	-	-	400,000	-
Purchase Roll Off Containers	18,000	-	-	-	-	-
Snow Equipment	26,000	-	-	-	-	-
Truck Lift Jacks	40,000	-	-	-	-	-
Truck Packer Bodies (3)	-	-	210,000	-	-	-
Manhole Replacement	80,000	-	80,000	-	80,000	-
Pump Station Removal	50,000	-	-	-	-	-
	352,000	-	950,000	-	980,000	-
<u>General Services</u>						
Vehicle & Equipment Replacement	400,000	-	400,000	-	600,000	-
Resurfacing Parking Lots	400,000	-	500,000	-	600,000	-
Townwide Fencing	200,000	-	250,000	-	300,000	-
Townwide Infrastructure	200,000	-	200,000	-	300,000	-
Town Hall Rehabilitation	200,000	-	200,000	-	300,000	-
Vehicle Maintenance Bldg Repairs	100,000	-	-	-	-	-
Resurface Athletic Courts	150,000	-	250,000	-	250,000	-
Repair Town Hall Courtyard	100,000	-	-	-	-	-
Town Hall Chillers	-	-	250,000	-	-	-
	1,750,000	-	2,050,000	-	2,350,000	-
<u>Highway</u>						
Roadway Rehabilitation Program	2,100,000	-	2,100,000	-	2,100,000	-
Drainage	400,000	-	400,000	-	400,000	-
Highway Equipment	400,000	-	400,000	-	400,000	-
Street Name Sign Safety Program	200,000	-	200,000	-	200,000	-
	3,100,000	-	3,100,000	-	3,100,000	-
<u>Information Technology</u>						
Townwide Computerization	200,000	-	200,000	-	300,000	-
Work Order Management System	100,000	-	50,000	-	25,000	-
Document Imaging	50,000	-	25,000	-	25,000	-
Disaster Recovery	90,000	-	10,000	-	-	-
	440,000	-	285,000	-	350,000	-
<u>Maritime</u>						
Sand Replenishment	50,000	-	50,000	-	50,000	-
Boat Ramp Replacement	-	-	400,000	-	-	-
Launch Boat	120,000	-	-	-	-	-
Boathouse	-	-	350,000	-	-	-
Mill Dam Marina	-	-	-	-	-	-
Bulkhead at Halesite Park	-	-	200,000	-	400,000	-
	170,000	-	1,000,000	-	450,000	-
<u>Transportation & Safety</u>						
HART-Minibus Replacements	38,500	346,500	-	-	-	-
HART-Bus-Minibus-Support Repl	-	-	305,500	2,749,500	-	-
HART-Future Grants	-	-	-	-	102,014	1,020,139
Traffic Signalization-Calming	200,000	-	200,000	-	200,000	-
	238,500	346,500	505,500	2,749,500	302,014	1,020,139
Total Capital Projects	8,841,000	346,500	9,330,500	2,749,500	8,784,014	1,020,139

Town of Huntington
2014 Capital Budget Request

Project Name	2017		2018		2019	
	Town	Grant	Town	Grant	Town	Grant
<u>Dix Hills Water District</u>						
Plant No. 1 Gasoline Tank	-	-	-	-	-	-
Plant No. 1 Rehabilitation	-	-	-	-	-	-
Plant No. 3 Rehabilitation-Carll Straight Path	-	-	-	-	-	-
Plant No. 6 Rehabilitation	201,500	-	-	-	-	-
Meter Replacement	500,000	-	500,000	-	-	-
Tank 2 Rehabilitation	-	-	-	-	-	-
	701,500	-	500,000	-	-	-
<u>Engineering</u>						
Gerard Street Parking Lot	-	-	-	-	-	-
Rehab of South Parking Garage	-	-	-	-	-	-
	-	-	-	-	-	-
<u>Environmental Waste Management</u>						
Bulk Trash Truck	-	-	-	-	-	-
Compressed Natural Gas	500,000	-	500,000	-	-	-
Ford F-150	-	-	-	-	-	-
Fork Lift	-	-	-	-	-	-
Furnish and Replace RBC#2	-	-	-	-	-	-
Install New Scavenger Waste Receiving Station	-	-	-	-	-	-
Purchase Roll Off Containers	-	-	-	-	-	-
Snow Equipment	-	-	-	-	-	-
Truck Lift Jacks	-	-	-	-	-	-
Truck Packer Bodies (3)	-	-	-	-	-	-
Manhole Replacement	80,000	-	80,000	-	-	-
Pump Station Removal	-	-	-	-	-	-
	580,000	-	580,000	-	-	-
<u>General Services</u>						
Vehicle & Equipment Replacement	700,000	-	700,000	-	700,000	-
Resurfacing Parking Lots	700,000	-	700,000	-	700,000	-
Townwide Fencing	300,000	-	300,000	-	300,000	-
Townwide Infrastructure	300,000	-	300,000	-	300,000	-
Town Hall Rehabilitation	300,000	-	300,000	-	300,000	-
Vehicle Maintenance Bldg Repairs	-	-	-	-	-	-
Resurface Athletic Courts	250,000	-	250,000	-	250,000	-
Repair Town Hall Courtyard	-	-	-	-	-	-
Town Hall Chillers	-	-	-	-	-	-
	2,550,000	-	2,550,000	-	2,550,000	-
<u>Highway</u>						
Roadway Rehabilitation Program	2,100,000	-	2,100,000	-	2,100,000	-
Drainage	400,000	-	400,000	-	400,000	-
Highway Equipment	400,000	-	400,000	-	400,000	-
Street Name Sign Safety Program	200,000	-	200,000	-	200,000	-
	3,100,000	-	3,100,000	-	3,100,000	-
<u>Information Technology</u>						
Townwide Computerization	250,000	-	250,000	-	300,000	-
Work Order Management System	25,000	-	25,000	-	25,000	-
Document Imaging	25,000	-	25,000	-	-	-
Disaster Recovery	30,000	-	-	-	-	-
	330,000	-	300,000	-	325,000	-
<u>Maritime</u>						
Sand Replenishment	50,000	-	50,000	-	50,000	-
Boat Ramp Replacement	-	-	-	-	-	-
Launch Boat	-	-	-	-	-	-
Boathouse	-	-	-	-	-	-
Mill Dam Marina	500,000	-	500,000	-	500,000	-
Bulkhead at Halesite Park	400,000	-	200,000	-	-	-
	950,000	-	750,000	-	550,000	-
<u>Transportation & Safety</u>						
HART-Minibus Replacements	-	-	-	-	-	-
HART-Bus-Minibus-Support Repl	-	-	-	-	-	-
HART-Future Grants	102,014	1,020,139	102,014	1,020,139	102,014	1,020,139
Traffic Signalization-Calming	400,000	-	400,000	-	400,000	-
	502,014	1,020,139	502,014	1,020,139	502,014	1,020,139
Total Capital Projects	8,713,514	1,020,139	8,282,014	1,020,139	7,027,014	1,020,139