



2017 Preliminary Budget



Town Board
Frank P. Petrone, Supervisor
Susan A. Berland, Councilwoman
Eugene Cook, Councilman
Mark A. Cuthbertson, Councilman
Tracey A. Edwards, Councilwoman

100 Main Street, Huntington, NY 11743-6991



GOVERNMENT FINANCE OFFICERS ASSOCIATION

*Distinguished
Budget Presentation
Award*

PRESENTED TO

**Town of Huntington
New York**

For the Fiscal Year Beginning

January 1, 2016

Jeffrey R. Emer

Executive Director

Table of Contents

2017 Budget

	Page
1. Budget Message	1
2. Introduction	
Town Organization and Services	6
Budget Guide	6
Town Officials	7
Organizational Chart	8
Strategic Direction	9
Community Profile	10
Budget Process	16
Budget Calendar	17
3. Budget Overview	
Executive Budget Summary	19
4. Financial Summaries	
Appropriations and Revenue Summary	30
Combined Annual Budgets-All Funds by Function	32
Combined Annual Budgets-All Funds by Object and Source	34
Combining Annual Budget Summary-All Funds by Function	36
Combining Annual Budget Summary-All Funds by Object and Source	38
Fund Balance Summary	40
Revenue Definitions and Forecast Methodology	41
Major 2017 Revenue Sources	42
Fund Structure	47
Fund and Function Relationship Matrix	50
5. Fund Budgets	
General Fund	
General Fund by Function	54
General Fund by Object and Source	56
Highway Fund	
Highway Fund by Function	58
Highway Fund by Object and Source	60
Consolidated Refuse Fund	
Consolidated Refuse Fund by Function	62
Consolidated Refuse Fund by Object and Source	64
Part Town Fund	
Part Town by Function	66
Part Town by Object and Source	68
Business Improvement District Fund	
Business Improvement District Fund by Function	70
Business Improvement District Fund by Object and Source	72

Table of Contents
2017 Budget

	Page
5. Fund Budgets (continued)	
Fire Protection Fund	
Fire Protection Fund by Function	74
Fire Protection Fund by Object and Source Revenue	76
Street Lighting Fund	
Street Lighting Fund by Function	78
Street Lighting Fund by Object and Source	80
Commack Ambulance Fund	
Commack Ambulance Fund by Function	82
Commack Ambulance Fund by Object and Source	84
Huntington Ambulance Fund	
Huntington Ambulance Fund by Function	86
Huntington Ambulance Fund by Object and Source	88
Huntington Sewer Fund	
Huntington Sewer Fund by Function	90
Huntington Sewer Fund by Object and Source	92
Centerport Sewer Fund	
Centerport Sewer Fund by Function	94
Centerport Sewer Fund by Object and Source	96
Waste Water Fund	
Waste Water Fund by Function	98
Waste Water Fund by Object and Source	100
Dix Hills Water District	
Dix Hills Water District by Function	102
Dix Hills Water District by Object and Source	104

Table of Contents

2017 Budget

	Page
6. Departmental Summaries and Budgets	
Assessor	108
Audit & Control	113
Engineering Services	126
Environmental Waste Management	134
General Services	140
Highway	144
Human Services	149
Information Technology	154
Maritime Services	160
Parks & Recreation	166
Planning & Environment	172
Public Safety	178
Receiver of Taxes	183
Town Attorney	186
Town Clerk	190
Town Council	199
Town Historian	201
Town Supervisor	204
Transportation & Traffic Safety	207
Youth Bureau	213
7. Supplemental Schedules	
Staffing	220
Debt Information	240
Distribution of Taxes by School District	244
Exemption Impact Notice	246
Financial Policies	248
Glossary	270

Table of Contents

2017 Budget

	Page
8. Appendix A	
General Fund Revenues Detail	280
General Fund Expenditures Detail	289
Part Town Fund Revenues Detail	318
Part Town Fund Expenditures Detail	321
Board of Trustees Revenues Detail	327
Board of Trustees Expenditures Detail	328
Business Improvement District Revenues Detail	329
Business Improvement District Expenditures Detail	330
Highway Fund Revenues Detail	331
Highway Fund Expenditures Detail	333
Fire Protection Fund Revenues Detail	337
Fire Protection Fund Expenditures Detail	338
Street Lighting Fund Revenues Detail	339
Street Lighting Fund Expenditures Detail	340
Commack Ambulance District Revenues Detail	343
Commack Ambulance District Expenditures Detail	344
Huntington Community Ambulance District Revenues Detail	345
Huntington Community Ambulance District Expenditures Detail	346
Consolidated Refuse Fund Revenue Detail	347
Consolidated Refuse Fund Expenditure Detail	349
Huntington Sewer District Revenues Detail	353
Huntington Sewer District Expenditures Detail	354
Centerport Sewer District Revenues Detail	357
Centerport Sewer District Expenditures Detail	358
Waste Water Disposal District Revenues Detail	359
Waste Water Disposal District Expenditures Detail	360
Dix Hills Water District Revenues Detail	362
Dix Hills Water District Expenditures Detail	364
9. Capital Budget	
Capital Budget Program Narrative	368
Capital Budget Summary	374

Budget Message





Town Hall • 100 Main Street
Huntington, NY 11743-6991

Phone: (631) 351-3030
Fax: (631) 424-7856
FPetrone@huntingtonny.gov

FRANK P. PETRONE
Supervisor

September 27, 2016

Dear Fellow Town Board Members,

As Supervisor and Chief Financial Officer, I present for your consideration the 2017 Operating and Capital Budgets for the Town of Huntington.


Early on in the budgeting process, it became apparent that conformance with the New York State Tax Cap Act would be very difficult. The Tax Cap limits government growth in property tax levy to 2%, or the rate of inflation, whichever is less. The Tax Cap was designed to curb wasteful and unchecked government spending by placing a limit on tax levy growth. I find it hard to believe that when enacted, its framers envisioned a situation in which adhering to the cap would impact our ability to deliver basic government services. That is exactly what municipalities are now faced with, as they struggle to maintain a flat tax levy in the face of increasing fixed costs. This year, our calculated cap is 0.68%.

Preliminary medical insurance estimates from last year were up 8%. We have been recently notified that the final estimate is in fact 11% higher than last year's, a \$2.6 million dollar increase over current costs. This is a very disconcerting fact, as NYSHIP (New York State Health Insurance Program) is a State administered agency. The costs of materials, equipment, utilities and fuel continues to grow, placing negative stressors on the budget. There are no salary increases contemplated in the 2017 budget, for elected officials, appointed officials or union employees.

I am pleased to announce this budget has no layoffs, however, it does call for the elimination of most positions being vacated by retirements. I am also pleased to announce that this budget holds social, youth and arts programs at 2016 funding levels. There will be no impact to town services, as general Department funding has also been held to a status quo.

I have serious concerns relative to the effects of the Tax Cap Act and the consequences in the coming years and will be discussing this matter more thoroughly in my Final Budget Message. I wish to thank you on behalf of all residents and agencies that provide the myriad of services offered in the Town, for accepting the mandate to be fiscally responsible during extremely difficult times, and permitting me to present this budget for your consideration.

Very truly yours,



FRANK P. PETRONE
Supervisor



Introduction



Town of Huntington Budget Guide

Town Organization and Services

The Town of Huntington was established in 1653 is governed by Town Law, other general laws of the State of New York and various local laws and ordinances. The Town Supervisor is a member of the Town Board and serves as the Chief Executive Officer/Chief Financial Officer. The Town Board is the policy-making body of the Town.

The Town provides the following services to its residents: general and administrative, public safety, citizen and community services, transportation and parking, culture and recreation, utilities, planning an community development and other operations such as refuse disposal and recycling. The 2017 Budget provides the funding for all such services.

Budget Guide

This budget document describes how the Town will achieve its goals, objectives and meet the community's needs. The intent of this budget document is to present the Town of Huntington's budget in a comprehensive and easy to read format.

This Budget Document is organized in the following major sections:

1. Budget Message

The Budget Message, a letter from the Town Supervisor to the Town Board provides an overview of the upcoming fiscal year budget and financial plan

2. Introduction

Includes general information about the Town, its funds, its organization, elected and appointed officials, the mission, vision, goals and objectives and the budget process outline.

3. Budget Overview

This section includes an Executive Budget Summary that summarizes the budget highlights.

4. Financial Summaries

This section provides a summary of revenue, expenditures and fund balance information for the Town, information provided in both numerical and narrative formats, the Town's fund structure, budgeted positions by fund and organization and departmental summaries.

5. Fund Budgets

This section includes a summary of the fund, budgets for each fund presented in both numerical and graphical formats and a budget for each department containing Actual Expenses for fiscal year 2015, Budget for fiscal year 2016, Estimated Expenses for fiscal year 2016 and the Budget for fiscal year 2017.

6. Supplemental Schedules

This section includes information about the Town of Huntington, debt information, tax rate schedules, financial policies and a glossary of terms used in this budget document.

7. Appendix A

This appendix includes a line item budget by fund and department to supplement the departmental budget summaries.

8. Capital Budget

This section includes capital projects of \$5,000 more with a useful life of at least five years listed in the Town's Six Year Capital Plan. Included is a description of each project and the associated cost by fiscal year.

Town of Huntington Town Officials

Town Board



Frank P. Petrone
Town Supervisor



Susan A. Berland
Councilwoman



Eugene Cook
Councilman



Mark A. Cuthbertson
Councilman



Tracey A. Edwards
Councilwoman

Town Clerk:

Jo-Ann Raia

Receiver of Taxes:

Ester Bivona

Superintendent of Highways:

Peter Gunther

Assessor:

Roger Ramme

Director of Audit and Control:

Peggy Karayianakis

Director of Engineering:

Joseph Cline

Director of Environmental Control:

Matt Laux

Director of General Services:

Mark J. Tyree

Director of Human Services:

Jillian Guthman-Abadom

Director of Information Technology:

William Crowley

Director of Maritime:

Edward Carr

Director of Parks & Recreation:

Donald McKay

Director of Planning:

Anthony J. Aloisio

Director of Public Safety:

Joseph Rose

Director of Transportation & Traffic Safety:

Stephen McGloin

Director of Youth Bureau:

Maria E. Georgiou

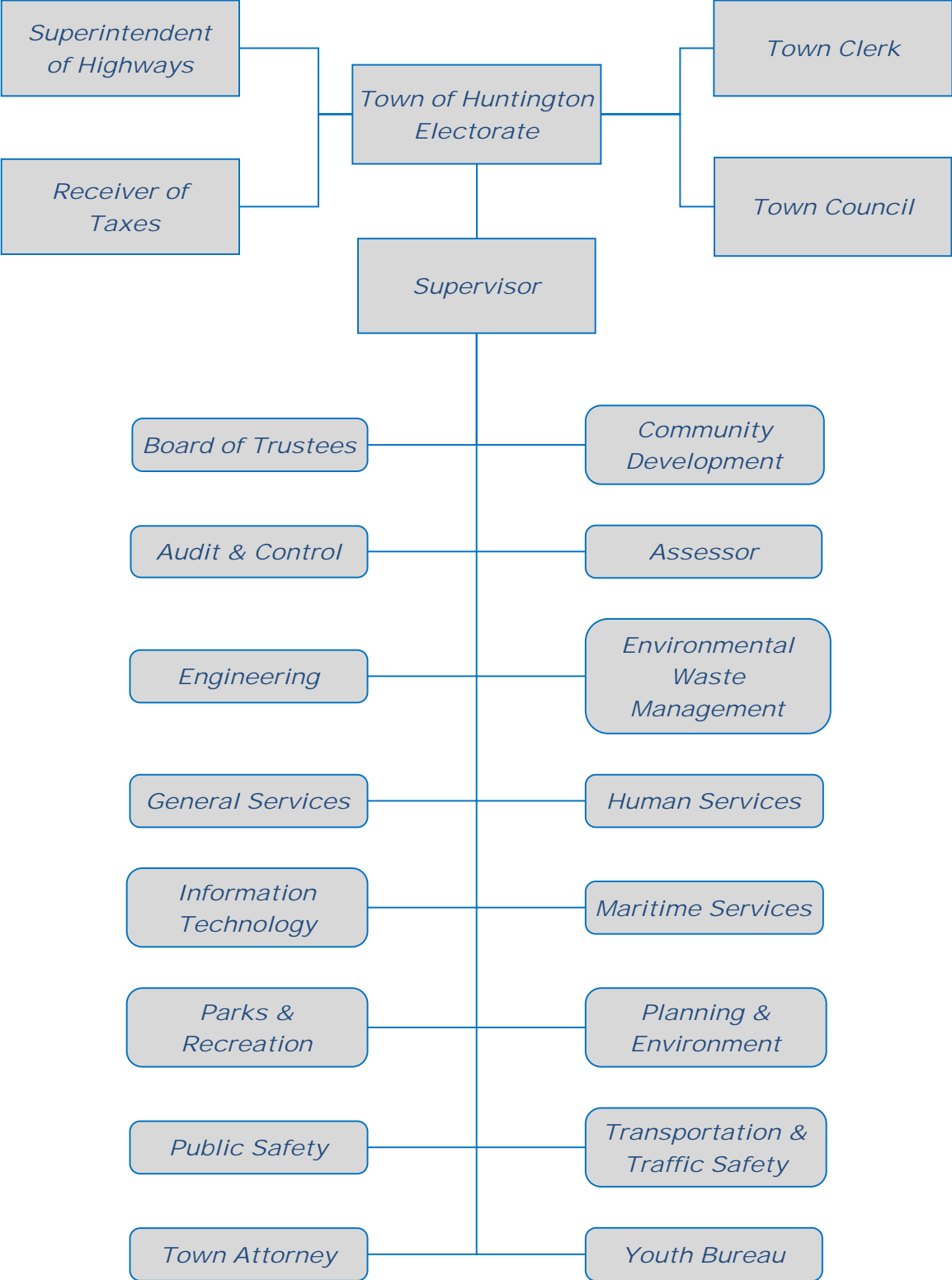
Town Attorney:

Cindy Elan-Mangano

Town Historian:

Robert Hughes

Town of Huntington Organizational Chart



Town of Huntington, New York Strategic Direction

Vision

The Town of Huntington is committed to being an outstanding place to live, work and visit.

Mission

Deliver public services efficiently and effectively to meet the needs of residents, businesses, institutions and visitors on whom Huntington's prosperity depends.

Foster a sustainable Huntington through implementation of the Town's environmental and energy efficiency improvement goals

Promote economic development, business opportunity and community revitalization

Enhance the long-term health, vitality and quality of life of the Huntington Community

Town Strategic Goals and Objectives

Maintain fiscal strength with a Town tax structure that will balance the increasing demand for services with available resources

Improve communication and provide emergency preparedness information to Town residents through various media sources

Implement energy efficiency programs to reduce the Town's carbon footprint and energy cost savings

Enact legislation, provide education and promote energy efficiency awareness to Town stakeholders

Expand commercial and residential development within the Town by following the Master Plan and investing in infrastructure

Initiate affordable housing programs that offer low to moderate income housing options

Invest in the Town's recreational, cultural, and historical assets

Promote and stimulate interest and use of Huntington's cultural and recreational resources

Town of Huntington Community Profile

Overview

The Town of Huntington, New York is one of the ten Towns located on Long Island at the western end of Suffolk County adjacent to the Nassau-Suffolk County border. It is approximately 40 miles from Manhattan and 40 miles from Riverhead, the Suffolk County seat. The history of Huntington is closely associated with the early development of the American colonies. The community was originally settled in 1653, well within the lifetime of the earliest New England colonist. In the beginning, water-borne transportation gave life to the community. The natural harbors offered ready access to the farmlands of the Long Island interior. The harbor was the setting for the early Huntington community, which became the focal point for the movement of agricultural products into the commerce of the colonies. Although agriculture was its mainstay and water-borne transportation its lifeline for two centuries, in later years the whaling industry and expanded manufacturing activity broadened the local economy and gave impetus to the expansion of the harbor communities of Cold Spring Harbor, Huntington and Northport.

Huntington enjoys five harbors bordering the north shore of the Town: Cold Spring Harbor, Lloyd Harbor, Huntington Harbor, Centerport and Northport. Within its coves and bays there are a total of nine beaches maintained by the Town. The Town has also put into operations a number of marinas for the use of residents. These facilities, along with boat ramps, municipal golf courses and park sites, provide active recreation for Town residents.

The Town provides the following services:

- **Planning and Community Development:** Environmental, land management, zoning, environmental open space and park fund (EOSPA), buildings review, housing services and economic development
- **Citizen and Community Services:** Neighborhood improvements, senior citizen services, youth services, handicapped services, women's services, employment opportunity services, veteran's and minority affairs
- **Public Safety:** Emergency management, code enforcement, fire prevention, animal control and special services
- **Transportation and Parking:** Street and drainage maintenance, roadway improvements, public transportation
- **Support Services/Legislative/Administrative:** Facilities, financial, fleet, human resources, technology, legal, tax collection, records management, historic preservation
- **Culture and Recreation Services:** Parks, beaches, recreational, youth programs
- **Utilities:** Water and Sewer Services to properties within the district.
- **Other Operations:** Refuse disposal, recycling, resource recovery and environmental remediation

Town of Huntington Community Profile

Demographics

Per U.S. Census Bureau Census 2010:

Population	203,264	
Males/Females	100,042/103,222	
Median Age	43.7	
Median Earnings	\$53,057	
Race	White	78.1%
	Hispanic	11.0%
	Black/African American	4.4%
	Asian	4.9%
	Other	1.6%
Households	Families	76.9%
	Non-family households	23.1%
Housing Occupancy	Owner Occupied	83.9%
	Renter Occupied	16.1%
Educational attainment, 25 years and older	High School graduate	22.8%
	Some college, no degree	15.1%
	Associates degree	8.0%
	Bachelors Degree	26.0%
	Graduate or professional degree	21.0%

Population

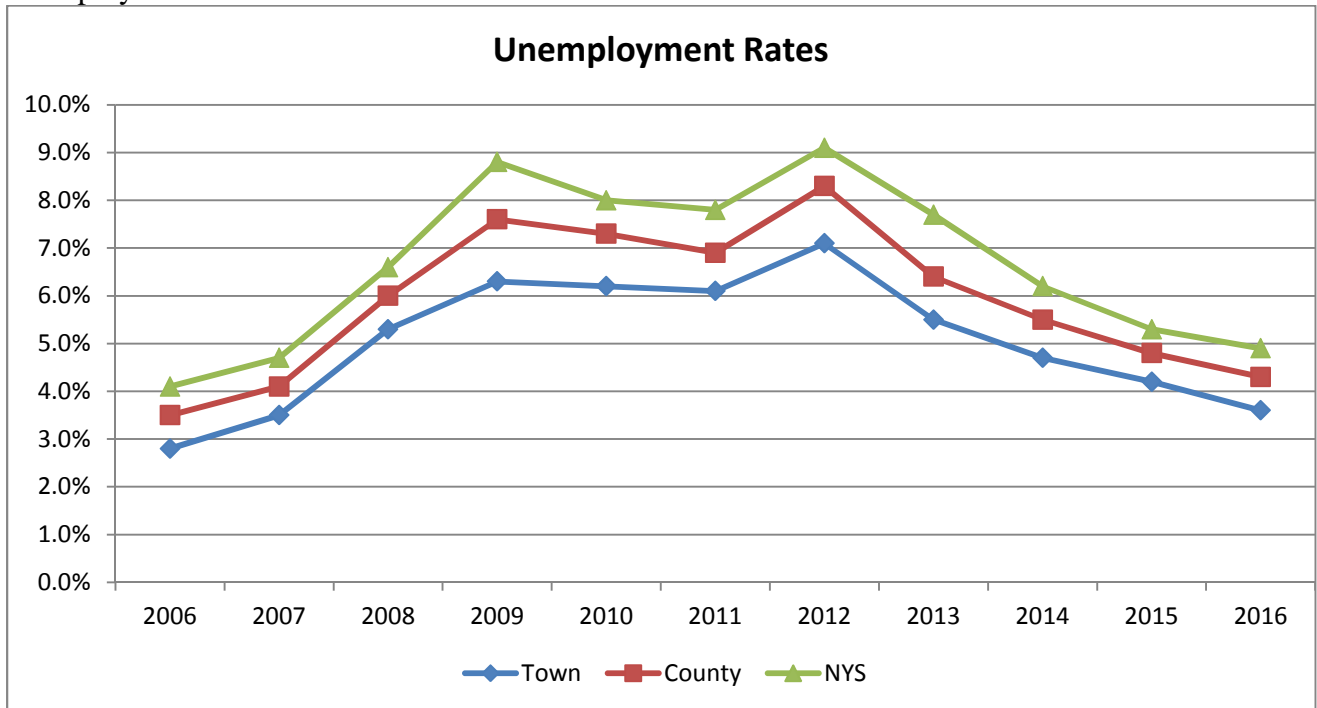
The Town's population has experienced two major growth periods over the last 100 years and reached a peak of approximately 203,264 residents in 2010. By 1990, the Town's population decreased by 4.9% to 191,474 residents as the number of family members per household declined. By 2000, the Town population increased by approximately 2% to 195,289 residents. Based upon information from the Long Island Population Survey, the Town's population continued to increase by 4.0% to 203,264 residents according to the 2010 census.

YEAR	POPULATION	% CHANGE
2010	203,264	4.0%
2000	195,289	1.9%
1990	191,474	(4.9)%
1980	201,530	1.0%
1970	199,486	36.7%
1960	126,221	-

Town of Huntington Community Profile

Employment

Huntington's unemployment rate has decreased to 3.6% as of August 2016, still below the Suffolk County rate of 4.3%, New York State of 4.9% and the nation's rate of 4.9%. The Town is within commuting distance of New York City and always trended significantly below the County and State unemployment rates.



Principal Employers within the Town of Huntington

Rank	Name	Headquarters	Type of Business	Number of Employees
1	Huntington Hospital	Huntington	Hospital	2,000
2	Northport Veterans Affairs Medical Center	Northport	Healthcare	2,000
3	Estee Lauder, Inc.	Melville	Cosmetics	1,629
4	Henry Schein, Inc	Melville	Medical & Dental Supplies	1,600
5	Canon	Melville	Imaging Products	1,570
6	Newsday	Melville	Newspaper	1,228
7	Western Suffolk Boces	Dix Hills	Education	1,207
8	Marchon Eyewear	Melville	Healthcare	1,055
9	Town of Huntington	Huntington	Government	742
10	BAE	Greenlawn	Technology	650

Town of Huntington Community Profile

Principal Taxpayers

Rank	Taxpayer	Nature of Business	Assessed Valuation	Percent of Total Assessed Valuation
1	LIPA/Keyspan Energy Corporation	Utility	\$ 37,362,030	11.47%
2	The Retail Property Trust	Real Estate	2,000,000	0.61%
3	Huntington Quadrangle	Real Estate	1,100,000	0.34%
4	Reckson FS Limited Partnership	Commercial	801,465	0.25%
5	Avalon Bay Communities	Real Estate	764,975	0.23%
6	Melville Industrial Associates	Office Building	648,000	0.20%
7	Verizon	Utility	640,958	0.20%
8	CKL-HP	Office Building	585,000	0.18%
9	Starlight Building Corp	Real Estate	474,700	0.15%
10	Estee Lauder	Cosmetics	469,700	0.14%
Total			\$ 44,846,828	13.77%

Economic Outlook and Trends

Town of Huntington residents enjoy a high quality of life, reflected in high median incomes, low unemployment and crime rates, a strong public school system, and several cultural and natural recreation attractions. The Town's successes and its popularity as a suburb of New York City have also contributed to the challenges that are faced today, such as traffic congestion, high property taxes, and the need for more affordable housing—all of which need to be addressed to preserve the quality of life and to encourage future growth.

From a development perspective, the Town of Huntington is representative of a mature suburban community, with some capacity for new large-scale residential development. In the future, new residential housing will largely occur as fill-in developments within existing neighborhoods and on selected larger vacant parcels. It should be noted that, even under the current conditions, the Town continues to exhibit steady residential development that will ultimately provide an appreciable boost to the population and the tax base.

The following represent examples of the Town's steady residential development:

- Construction is nearing completion on the the Club at Melville, a 55 and older condominium development consisting of two-hundred and sixty-one (261) affordable two-bedroom units. Approximately 173 units have gone under contract, of which 86 units have recently closed.
- Construction began in the Spring of 2015 on Golf Estates, a twenty-three (23) lot subdivision for high end single family homes.
- Construction of the Harborfield Estate subdivision, a development of forty-seven (47) luxury single family houses is expected to begin in the Fall of 2016.

Town of Huntington Community Profile

- Construction of the Highland Green Residences, a one-hundred and nineteen (119) unit limited equity cooperative began in the Spring of 2015. This multi-family development offers an affordable housing alternative to people with limited incomes interested in home ownership.
- Construction is expected to begin this fall on Matinecock Court, a one-hundred and forty-six (146) unit affordable housing project in Elwood.
- The Oheka Castle condominium project, totaling one-hundred and ninety (190) luxury housing units, was granted site plan approval by the Planning Board in May 2015.
- Avalon Bay recently completed construction of its 303 multi-family rental project in Huntington Station and is fully leased. An additional seventy six (76) townhouse equity units are also under construction on the same site.
- The Seasons at Elwood, a two-hundred and twenty six (256) unit senior housing development has recently been approved by Town Board and is expected to receive Planning Board approval in October 2016
- Creekside Apartments, a development of nineteen (19) rental townhouses, has recently completed construction and is in full occupancy..

Commercial and industrial development expansion and improvement remains steady. Current commercial developments are as follows:

- Canon USA completed the first phase of its North/South American Corporate Headquarters in February 2013. This 680,000 square foot office and research building is currently in operation housing approximately 1,400 employees. The second phase of the project planned and will provide an additional 200,000 square feet of research and development space.
- Walt Whitman Mall recently completed a 72,000 square foot expansion of retail and restaurant space. Now called Walt Whitman Shops, this is a premier shopping destination boasting over 80 of the nation's finest shops.
- A major new commercial center, the Villadome Center, is proposed for Jericho Turnpike in Elwood. The new shopping center will total approximately 450,000 square feet of retail and commercial space and is expected to be submitted for review by the Town in November of 2015.
- Renaissance Downtowns, Inc. Phase I plan for the redevelopment of Huntington Station was approved by the Town Board in September 2015. The company is now in the process of completing plans for a 140 room hotel on a property next to the train station along with a number of other revitalization projects, including about 100,000 square feet of professional office space with approximately 16,000 square feet of retail/commercial space and approximately one-hundred and seventeen (117) units of rental apartments.
- A proposal has been submitted for a 140,000 square foot mixed use office complex in Melville adjacent to the Canon complex and a 160 room Hyatt Hotel.
- Huntington Village, located in the heart of the Town of Huntington has continued its remarkable growth as a multi-faceted business center with a healthy mix of downtown uses. Over the past five (5) years there have been fifteen (15) mixed use retail/apartment buildings that are either under review or constructed that will provide over one-hundred ninety (190) new residential units in the Village. This type of residential growth has supported the economic well-being of the business community while expanding highly desirable downtown housing.

Town of Huntington Community Profile

- A fifty-five (55) room high end boutique hotel has been approved in the Village that will enhance its reputation as a tourism destination.
- The Town of Huntington, in partnership with the County of Suffolk, has launched the Huntington Opportunity Resource Center to connect unemployed and underemployed in the Town with training and job opportunities. The Center opened in June 2014 and is has actively connected residents to jobs and other opportunities.

All of these projects will not only stabilize the Town's commercial tax base but will spur secondary business throughout the Town.

Town of Huntington

Budget Process

Methodology

The preparation and adoption of both the Town of Huntington operating budget and capital budget is a priority setting process that occurs over several months with several milestones throughout that period of time.

Basis of Budgeting

Governmental Funds are budgeted using a modified accrual basis for budgeting. Revenues are considered to be available when collectible and expenditures are generally recorded when incurred. However, debt service is recognized when due and compensated balances are charged when paid.

Review

Early in the budget process, each department outlines functions and goals for the coming fiscal year and prepares a detailed estimate of revenue estimates and appropriation requests needed to accomplish those goals. A committee consisting of the Town Supervisor, Deputy Town Supervisor, Comptroller and the Deputy Comptroller reviews the requests. Upon completion of this review, budget estimates are compiled by the Audit & Control Department.

On or before the last day of September, the preliminary budget is presented to the Town Board. Copies of the preliminary budget are made available to the public and are posted on the Town's website.

Adoption

A formal public hearing on the budget is held in October to allow public input. Based on a review of the budget, the Comptroller will make revisions per the Town Board request to the preliminary budget. A final budget is prepared and submitted to the Town Board for adoption. By law, the Town Board must adopt a budget for the forthcoming year on or before the twentieth day of November.

Budget Amendments and Transfers

In accordance with the Town's Budget Policy, at any time during the fiscal year the Comptroller may authorize transfers in the operating budget of up to \$5,000 from one line to another. Budget transfers of more than \$5,000 require Town Board approval. All budget amendments require Town Board approval. The Comptroller is authorized to transfer funding for all vacant positions to the general contingency account for each fund and Town Board approval by resolution is required to reinstate, abolish, create or change positions. The Comptroller is authorized to transfer Capital Budget appropriations from one object code to another within the same project.

Tri-Sectional Reports

The Comprehensive Annual Financial Report is issued with year-end results. The Annual Budget for the forthcoming year includes a projection of the current years actual expenses as compared to the current year's budget. Tri-Sectional reports are issued in June and October providing updated budget projections for the current fiscal year. The Comprehensive Annual Financial Report (CAFR), is the final report for the year.

Town of Huntington Budget Process

Budget Calendar

<u>Date</u>	<u>Action</u>
June 8, 2016	<ul style="list-style-type: none"> • Budget preparation for the ensuing fiscal year begins • Budget materials distributed to Town Departments • Departmental Meetings Scheduled
July 8	<ul style="list-style-type: none"> • Budget requests, personnel request and revenue projections are submitted to the Comptroller's office
July 8-August 14	<ul style="list-style-type: none"> • Town Departments budget submissions are compiled • Departmental budget meetings are held with the Committee to review budget requests and revenue projections
August 15	<ul style="list-style-type: none"> • Final departmental budget review meeting with the Town Supervisor, Council Members, budget committee
July 10-September 27	<ul style="list-style-type: none"> • Comptroller's Office will finalize the preliminary budget, personal services budgets, capital budgets and departmental narratives, productivity and performance measures
September 27	<ul style="list-style-type: none"> • Preliminary Budget is submitted the Town Board and is filed with the Town Clerk • Public Hearing for the operating and capital budgets are scheduled by resolution • Public Hearings for any fee changes set by Town Code are scheduled by resolution • Public hearings to adopt the assessment rolls for the Huntington Sewer District and Centerport Sewer District are scheduled by resolution
October 19	<ul style="list-style-type: none"> • Town Board holds public hearings and reviews preliminary budget for ensuing fiscal year • Public Hearings for any fee changes set by Town Code are held • Public hearings to adopt the assessment rolls for the Huntington Sewer District and Centerport Sewer District are held
October 20-November 9	<ul style="list-style-type: none"> • Final budget revisions are made by the Comptroller's Office
November 10	<ul style="list-style-type: none"> • Town Board adopts the 2017 Operating and Capital Budget

Budget Overview



Town of Huntington

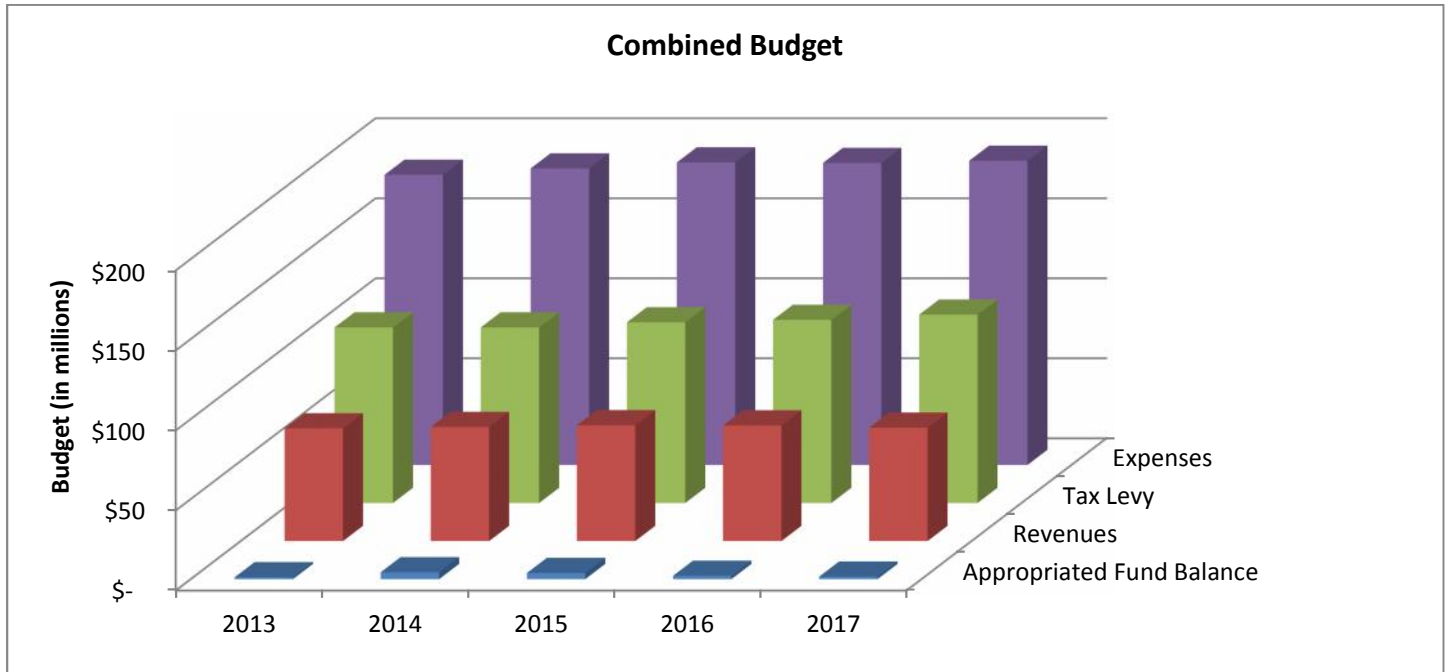
Executive Budget Summary

The challenge in developing Huntington's 2017 Budget was to maintain services at a time when revenues are stagnant and fixed costs, health care commodity costs and contractual costs are increasing. The Town's economic health depends in part on municipal government providing services that create an environment that attracts and keeps businesses prospering and residents who want to continue to make Huntington their home. A summary of the Town's combined budget by functional service that outlines those priorities is provided below:

	2016 Budget	2017 Budget	\$ Change	% Change
<u>Revenues</u>				
General Fund	\$ 97,611,961	\$ 99,468,008	\$ 1,856,047	1.9%
Highway Fund	34,967,521	35,003,357	35,836	0.1%
Consolidated Refuse Fund	24,391,727	24,749,959	358,232	1.5%
Part Town	10,791,467	10,903,654	112,187	1.0%
Business Improvement District	186,505	186,505	-	0.0%
Fire Protection	1,577,553	1,579,370	1,817	0.1%
Street Lighting	3,340,366	3,521,762	181,396	5.4%
Commack Ambulance	449,746	477,489	27,743	6.2%
Huntington Community Ambulance	2,184,822	856,535	(1,328,287)	-60.8%
Huntington Sewer	5,092,359	5,192,400	100,041	2.0%
Centerport Sewer	117,822	127,267	9,445	8.0%
Waste Water Disposal	1,135,475	1,162,922	27,447	2.4%
Dix Hills Water District	4,766,667	4,802,628	35,961	0.8%
Total Revenues	\$ 186,613,991	\$ 188,031,856	\$ 1,417,865	0.8%
<u>Expenses</u>				
General Fund	\$ 97,611,961	\$ 99,693,008	\$ 2,081,047	2.1%
Highway Fund	34,967,521	35,028,357	60,836	0.2%
Consolidated Refuse Fund	24,691,727	25,049,959	358,232	1.5%
Part Town	10,791,467	10,993,654	202,187	1.9%
Business Improvement District	186,505	186,505	-	0.0%
Fire Protection	1,577,553	1,579,370	1,817	0.1%
Street Lighting	4,090,366	4,021,762	(68,604)	-1.7%
Commack Ambulance	449,746	477,489	27,743	6.2%
Huntington Community Ambulance	2,184,822	856,535	(1,328,287)	-60.8%
Huntington Sewer	5,342,359	5,442,400	100,041	1.9%
Centerport Sewer	117,822	127,267	9,445	8.0%
Waste Water Disposal	1,135,475	1,162,922	27,447	2.4%
Dix Hills Water District	5,516,667	5,392,628	(124,039)	-2.2%
Total Expenses	\$ 188,663,991	\$ 190,011,856	\$ 1,347,865	0.7%
Unassigned Fund Balance	\$ 2,050,000	\$ 1,980,000	\$ (70,000)	

Town of Huntington Executive Budget Summary

The 2017 Operating Budget demonstrates the Town Board’s commitment to sound financial management practices that strives to produce a structurally balanced budget in all the major funds. Conservative budgeting of mortgage tax revenue, fully funding existing labor contracts, incorporating New York State’s most recent health insurance rate increase and maintaining town services and programs at current levels are challenges of the 2017 budget.



Budget Highlights

The 2017 Budget was prepared on the modified accrual basis consistent with the Town’s financial statements. In summary, the key components and challenges of the 2017 Operating Budget totaling \$190 million are as follows:

Financial Priorities

- Replenish fund balance to pre Super Storm Sandy levels
- To maintain current level of Town Services

Major Factors Impacting the Budget

- Funding the NYSHIP health insurance premium increase.
- Funding for collective bargaining contractual increases.

Actions

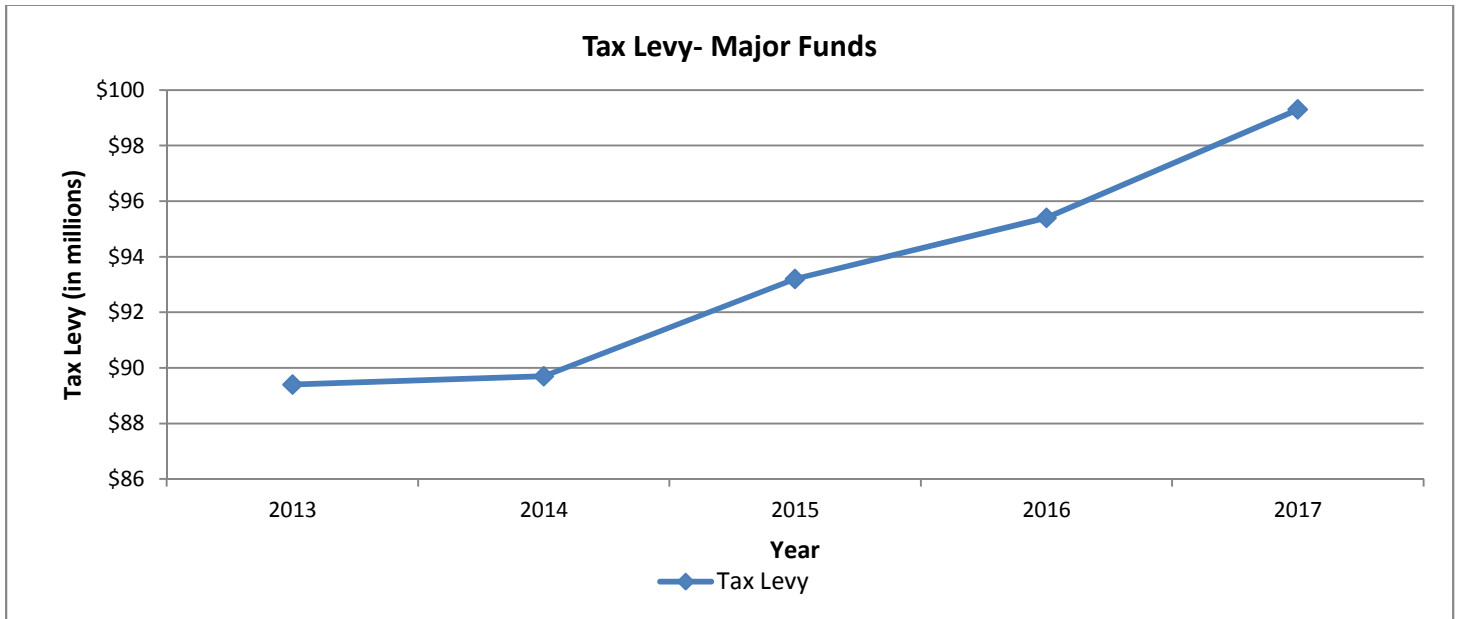
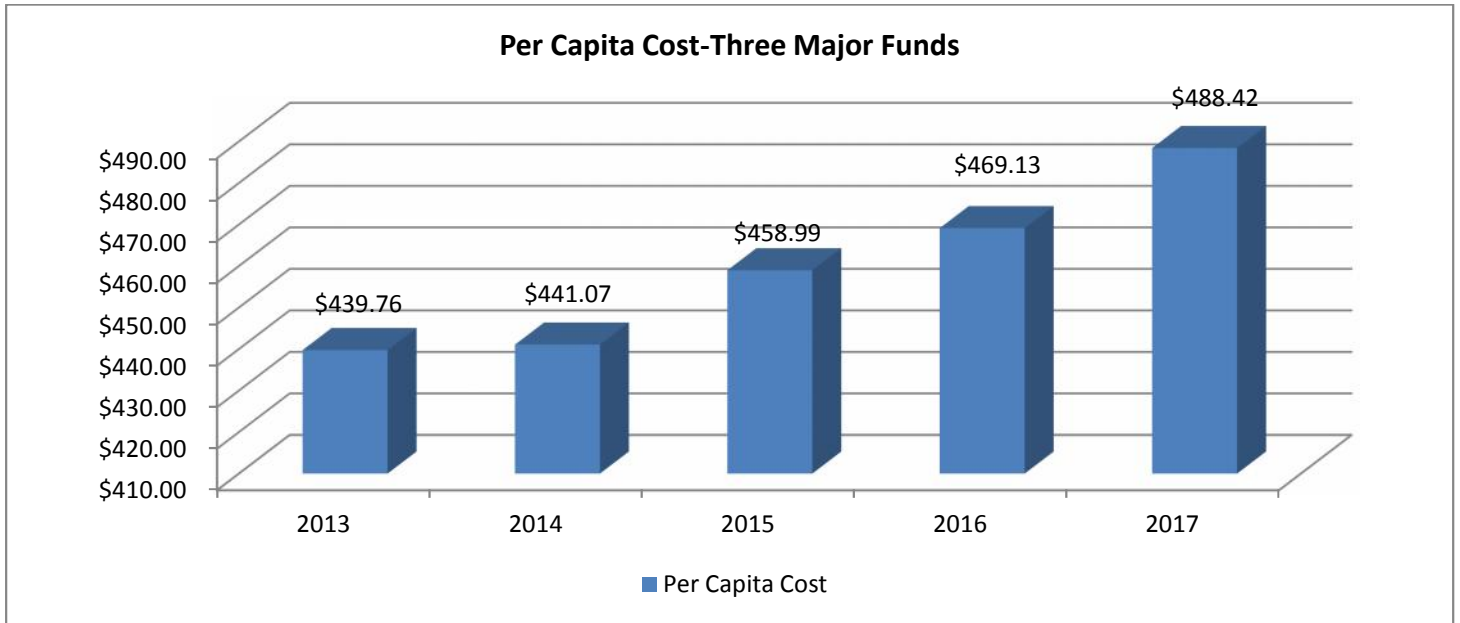
- Reduce the number of full time employees through attrition.
- Increase tax levy by 2.85%.

Town of Huntington Executive Budget Summary

The Property Tax Levy for the General, Highway and Refuse District Funds

The Town has various taxing districts. However, the General Fund, Highway Fund and Refuse District Fund (“Three Major Funds”) provide the majority of revenue funding services to Town residents.

The 2017 tax levy for the Three Major Funds will increase by \$3.9 million or 4.1%.

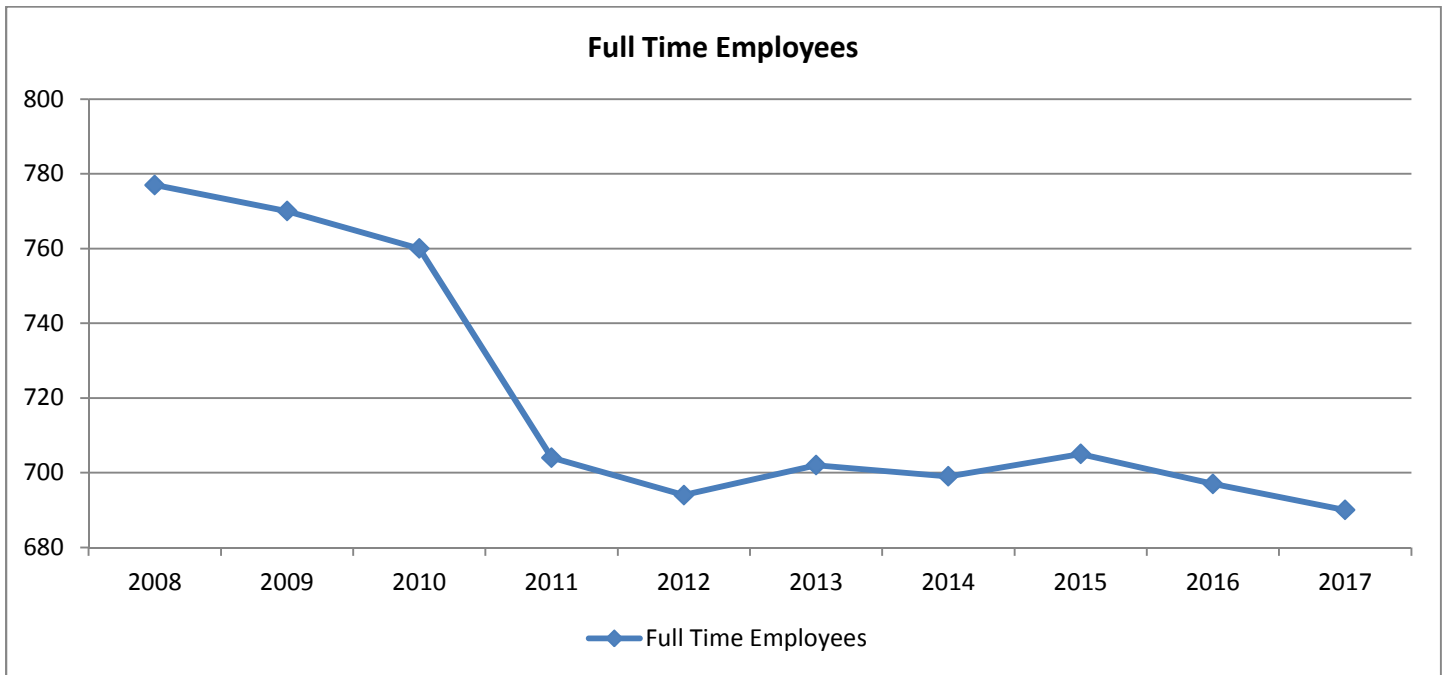


Town of Huntington Executive Budget Summary

Staffing Levels

Staffing and its growth or contraction represents the single biggest influence on municipal budgets. Salaries and fringe benefits costs account for more than 50% of major fund expenditures and reducing staffing levels is one of the surest ways to achieve meaningful cost reductions.

The following graph shows the historical trend of the number of full-time employees.



Resource Recovery Funds

The Town constructed a waste-to-energy resource recovery facility in conjunction with the Town of Smithtown. The facility, which has been operating at full capacity since 1989, was financed through the issuance of \$176,550,000 in Industrial Development Bonds and refinanced in 1999. The outstanding debt on the facility was fully satisfied in 2012.

The debt service payments for the facility flowed through reserve accounts held by a third party trustee, who was contractually required to maintain a debt service reserve in the amount of 10% of the issue. These reserve accounts, which were accumulating interest since 1989 have been depleted in connection with the satisfaction of the resource recovery debt. The Town has extended its service agreement with Covanta until the year 2019.

Town of Huntington

Executive Budget Summary

Capital Projects and Debt Issuance

On August 16, 2016 The Town issued \$13.9 million in public improvement serial bonds for various capital projects, The Town had previously issued \$13 million in public improvement serial bond on December 8, 2015, and \$1 million in bond anticipation notes for various Town projects.

Health Insurance Increase

The Town participates in the New York State Health Insurance Program (NYSHIP) which continues to increase the premiums for its participants at rates exceeding inflation or growth in municipal revenues. This combination of big increases at a time of stagnant revenues places enormous pressure on the ability of municipalities to maintain balanced budgets.

NYSHIP provides municipalities with an anticipated range of rate increases for the forthcoming year. The recent trend has been for the State to increase rates by 5% to 16% annually. The 2017 budget reflects an anticipated rate increase of 11.2% for 2017 and appropriates \$21.2 million for payment of NYSHIP premiums payment.

Fund Balances

The Town has adopted the Governmental Accounting Standards Board (GASB) Statement No. 54, Fund Balance Reporting and Governmental Fund Type Definitions (GASB-54) that define the different types of fund balances that a governmental entity must use for financial reporting purposes.

Non-spendable: Includes amounts that cannot be spent because they are either in a non-spendable form or legally or contractually required to be maintained intact. This includes fund balance related to inventories, prepaid, long-term loans, notes receivable and property held for resale (unless the proceeds are restricted, committed or assigned).

Restricted: Includes amounts that can be spent only for specific purposes stipulated by constitutional provisions, enabling legislation, or external resource providers such as creditors, grantors, contributors or laws/regulations of other governments. All of the reserves of fund balance established by the Town allowed by law meet these criteria.

Committed: Includes amounts that can be used only for the specific purposes pursuant to constraints imposed by a formal action of the Town Board, the Town's highest level of decision-making authority. These constraints can only be removed by the same formal action of the Town Board.

Unassigned: Includes the residual classification of the Town's General fund and includes all spendable amounts not contained in other classifications.

The strategic use of fund balances is a standard municipal budgeting practice for stabilizing operating budgets year-to-year. Savings achieved in good economic times are set-aside in fund balances to minimize the need for tax increases during economically challenging times. The Town's Fund Balance Policy requires that all reasonable efforts be made to maintain the General Fund Balance at 10% of its operating budget.

Town of Huntington

Executive Budget Summary

Unassigned Fund Balance Variances

Comparative Analysis: FY 2015 and FY 2016

	Unassigned Fund Balance @ 12/31/15	Estimated 2016 Closing Fund Balance	Change in Unassigned Fund Balance	% Change
General Fund	5,572,412	7,263,482	1,691,070	30.3%
Highway Fund	2,533,128	2,202,798	(330,330)	-13.0%
Consolidated Refuse Fund	2,672,439	2,341,326	(331,113)	-12.4%
Part Town	32,270	12,657	(19,613)	-60.8%
Business Improvement District	-		-	0.0%
Fire Protection	19,084	19,084	-	0.0%
Street Lighting	1,253,017	789,762	(463,255)	-37.0%
Commack Ambulance	27,613	25,113	(2,500)	-9.1%
Huntington Community Ambulance	13,627	11,127	(2,500)	-18.3%
Huntington Sewer	1,182,918	853,448	(329,470)	-27.9%
Centerport Sewer	9,148	5,253	(3,895)	-42.6%
Waste Water Disposal	84,351	54,755	(29,596)	-35.1%
Dix Hills Water District	1,155,159	616,102	(539,057)	-46.7%
	14,555,166	14,194,907	(360,259)	-2.5%

The Street Lighting Fund, Consolidated Refuse Fund, Huntington Sewer District, and Dix Hills Water District are projected to have decreases in their unassigned fund balances due to appropriations being made for the 2017 budget.

Long Range Financial Plan

The Town is in good financial standing and has weathered the prolonged economic downturn effectively through the strategic use of fund balances, implementation of cost cutting methods, deferred capital projects and reallocated available resources. We will continue to employ these strategies into the future, while at the same time working towards our strategic goals. The speed with which we can achieve our goals will depend upon the economic recovery. We monitor our budgets continuously to identify significant variances and make budget amendments as necessary.

The Town's long term plan is to minimize the use of fund balances and increase reserves for future use. This will be done by increasing the tax levy and revenues to offset increases in utilities, health insurance, and contractual increases. In addition, the Town will be reducing its costs by running more efficiently without reducing services.

Town of Huntington

Executive Budget Summary

Five Year Financial Forecast

<u>Revenues and Debt Proceeds</u>	<u>2017</u>	<u>2018</u>	<u>2019</u>	<u>2020</u>	<u>2021</u>
Property Taxes	117,772,051	118,949,772	120,139,270	121,340,663	122,554,070
Other real property tax items	464,650	493,450	493,450	493,450	493,450
Non-property items	4,402,655	4,388,007	4,388,007	4,388,007	4,388,007
Departmental Income	41,173,793	41,379,662	41,586,560	41,794,493	42,003,465
Intergovernmental charges	138,015	138,015	138,015	138,015	138,015
Use of money and property	1,458,396	1,465,688	1,473,016	1,480,381	1,487,783
Licences and Permits	2,151,000	2,172,510	2,194,235	2,216,177	2,238,339
Fines and Forfeitures	1,305,000	1,318,050	1,331,231	1,344,543	1,357,988
Sale of Property and compensation for loss	332,200	332,200	332,200	332,200	332,200
Miscellaneous	1,281,935	1,281,935	1,281,935	1,281,935	1,281,935
State Aid	11,796,453	11,770,222	11,770,222	11,770,222	11,770,222
Federal Aid	992,462	992,462	992,462	992,462	992,462
Interfund Revenues	4,763,246	4,763,246	4,763,246	4,763,246	4,763,246
Appropriated Fund Balance	1,980,000	1,250,000	1,000,000	500,000	-
	<u>190,011,856</u>	<u>190,695,219</u>	<u>191,883,849</u>	<u>192,835,794</u>	<u>193,801,182</u>
<u>Expenditures</u>					
Salary and Wages	59,448,022	60,339,742	60,943,139	61,552,570	62,168,096
Employee benefits and taxes	44,661,541	45,413,813	46,020,050	46,350,966	46,884,746
Contractual, Materials, & Supplies	63,178,497	63,810,282	64,448,385	65,092,869	65,743,798
Debt Principal	10,666,250	9,616,102	9,227,095	8,862,525	8,275,475
Debt Interest	2,824,400	2,237,435	1,922,189	1,608,276	1,314,426
Equipment	4,469,900	4,514,599	4,559,745	4,605,342	4,651,395
Interfund Transfers	4,763,246	4,763,246	4,763,246	4,763,246	4,763,246
	<u>190,011,856</u>	<u>190,695,219</u>	<u>191,883,849</u>	<u>192,835,794</u>	<u>193,801,182</u>

Fund Summaries

General Fund

The General Fund is made up of services that are provided to all Town residents. They include: Administrative, Assessment, Tax Collection, Town Clerk, Engineering Services, General Services, Open Space, Maritime Services, Public Safety, Bus Operations, Parks and Recreation Department, Human Services, Waste Management Administration and Youth Services.

The 2017 General Fund Budget is balanced. The budget total is approximately \$99.5 million including the Environmental Open Space Bond. This is an increase of \$1.9 million or 1.9% from the 2016 budget.

The General Fund has a few recurring sources of revenue, including the Property Tax, the Town's share of Mortgage Tax proceeds, Interest on Investment, which has declined precipitously since the recession took hold and Fees charged by certain Town departments for services. Fees are reviewed annually based on the cost of delivery and comparison with fees charged by neighboring Towns.

Revenue streams have increased slightly from better economic conditions. Property Taxes account for \$42.1 million or 42.3% of the revenue in the General Fund. The 2017 budget for General Fund revenues includes slight increases in various departmental fees.

Town of Huntington

Executive Budget Summary

The 2017 budget for General Fund expenses is \$99.7 million. The most significant pressures on the General Fund budget include increases in the cost of contractual obligations and health insurance premiums. Together, these expenses account for the majority of the increase in the General Fund Budget.

Highway

The Highway Fund is used for the maintenance and repair of over 800 miles of streets, roads, right-of-ways and drainage systems in the unincorporated areas of Town (those not located in one of Huntington's four villages)

The 2017 Highway Budget of \$35 million is balanced and has remained stable with a modest .1% from the 2016 budget.

Property Taxes account for \$32.6 million or approximately 93.1% of the Highway fund revenue. Other budgeted revenue in the Highway budget is \$2.3 million, of which \$1.7 million is State Aid.

Consolidated Refuse District

The Consolidated Refuse District provides sanitation, recycling and yard-waste collection for residents that do not live in a village.

The 2017 Consolidated Refuse District Budget is balanced. The Budget total is \$24.7 million. This is an increase of \$.4 million or 1.5% from the 2016 Budget.

Property Taxes account for \$24.6 million or approximately 98.1% of the revenue in the fund. Other budgeted revenue in the Consolidated Refuse District is \$.2 million.

Part Town

The Part Town Fund is made up of services that are provided to Town residents who reside outside of the town's four incorporated villages, including Transportation and Traffic Safety, Fire Prevention Services, Zoning and Building Inspections, and Planning.

Total expenses in the Part Town Fund are \$11.0 million, an increase of \$.1 million from the 2016 Budget. Most of this increase is attributable to contractual increases with the bargaining units and the rising cost of healthcare.

Property Taxes account for \$4.6 million or approximately 42.0% of the Part Town fund revenue. Other budgeted revenue in the Part Town Fund is \$6.3 million, of which the Building Department fees of \$3.7 million represent 33.6% of the total revenue.

Special Funds

All other Funds including the Business Improvement District, Fire Protection, Street Lighting, Commack Ambulance, Huntington Community Ambulance, Huntington Sewer, Centerport Sewer, Waste Water Disposal and the Dix Hills Water District are considered special funds.

The 2017 Special Funds appropriations total \$19.2 million, a decrease of \$.1.4 million. The decrease is due primarily to a reduction to contractual services provided by the ambulance districts.

Property Taxes for Special Funds amount to \$13.9 million, which is a decrease of .9 million from the 2016 budget. Other budgeted revenue in the Special Funds is \$4.0 million.

Financial Summaries



Town of Huntington
2017 Budget
Appropriations and Revenue Summary

Fund	Fund Name	Appropriations	Revenues	Appropriated Fund Balance
A	General Fund	\$ 99,693,008	\$ 57,583,183	\$ -
DB	Highway Fund	35,028,357	2,430,600	-
SR	Consolidated Refuse Fund	25,049,959	179,698	300,000
B	Part Town	10,993,654	6,377,500	-
CB	Business Improvement Districts	186,505	5	-
SF1	Fire Protection	1,579,370	5,000	-
SL	Street Lighting	4,021,762	44,700	500,000
SM1	Commack Ambulance	477,489	62,585	-
SM2	Huntington Comm. Ambulance	856,535	8,300	-
SS1	Huntington Sewer	5,442,400	457,501	250,000
SS2	Centerport Sewer	127,267	500	-
SS3	Waste Water Disposal	1,162,922	1,162,922	-
SW1	Dix Hills Water District	5,392,628	2,497,311	500,000
Grand Total All Funds		\$ 190,011,856	\$ 70,809,805	\$ 1,550,000

* General Fund Includes Open Space & Board of Trustees.

**Town of Huntington
2017 Budget
Appropriations and Revenue Summary**

Fund	Fund Name	2017 Tax Levy	2016 Tax Levy	Percent Change in Tax Levy
A	General Fund	\$ 42,109,825	\$ 39,482,847	6.65% *
DB	Highway Fund	32,597,757	31,713,152	2.79%
SR	Consolidated Refuse Fund	24,570,261	24,160,829	1.69%
B	Part Town	4,616,154	4,266,967	8.18%
CB	Business Improvement Districts	186,500	186,500	0.00%
SF1	Fire Protection	1,574,370	1,572,553	0.12%
SL	Street Lighting	3,477,062	3,295,166	5.52%
SM1	Commack Ambulance	414,904	401,946	3.22%
SM2	Huntington Comm. Ambulance	848,235	2,176,522	-61.03%
SS1	Huntington Sewer	4,734,899	4,605,558	2.81%
SS2	Centerport Sewer	126,767	117,322	8.05%
SS3	Waste Water Disposal	-	-	0.00%
SW1	Dix Hills Water District	2,395,317	2,412,031	-0.69%
Grand Total All Funds		\$ 117,652,051	\$ 114,391,393	2.85%

* General Fund Includes Open Space & Board of Trustees.

Town of Huntington
Combined Annual Budgets - All Funds by Function
For Fiscal Years Ending December 31, 2017

	Actual 2015	Revised 2016	Projected 2016	Budget 2017
Funding Sources:				
Program revenue and debt proceeds:				
General Government	\$ 19,738,879	\$ 19,315,074	\$ 19,866,666	\$ 19,219,346
Public Safety	2,324,326	3,005,000	2,420,000	2,655,000
Health	466,337	525,531	525,531	535,531
Transportation	4,732,503	3,145,854	3,157,854	3,283,085
Economic Assistance and Opportunity	588,228	618,000	618,000	618,000
Culture and Recreation	8,238,609	8,480,860	8,335,643	8,533,043
Home and Community Services	27,248,092	27,766,575	26,826,884	27,924,258
Interfund Service Charges	5,232,749	4,535,264	4,534,895	4,763,246
Unallocated Revenue	116,882,957	117,526,955	117,909,311	120,500,347
Appropriated Fund Balance	-	7,579,233	7,579,601	1,980,000
Total Funding Sources	\$ 185,452,680	\$ 192,498,346	\$ 191,774,385	\$ 190,011,856

Funding Uses:

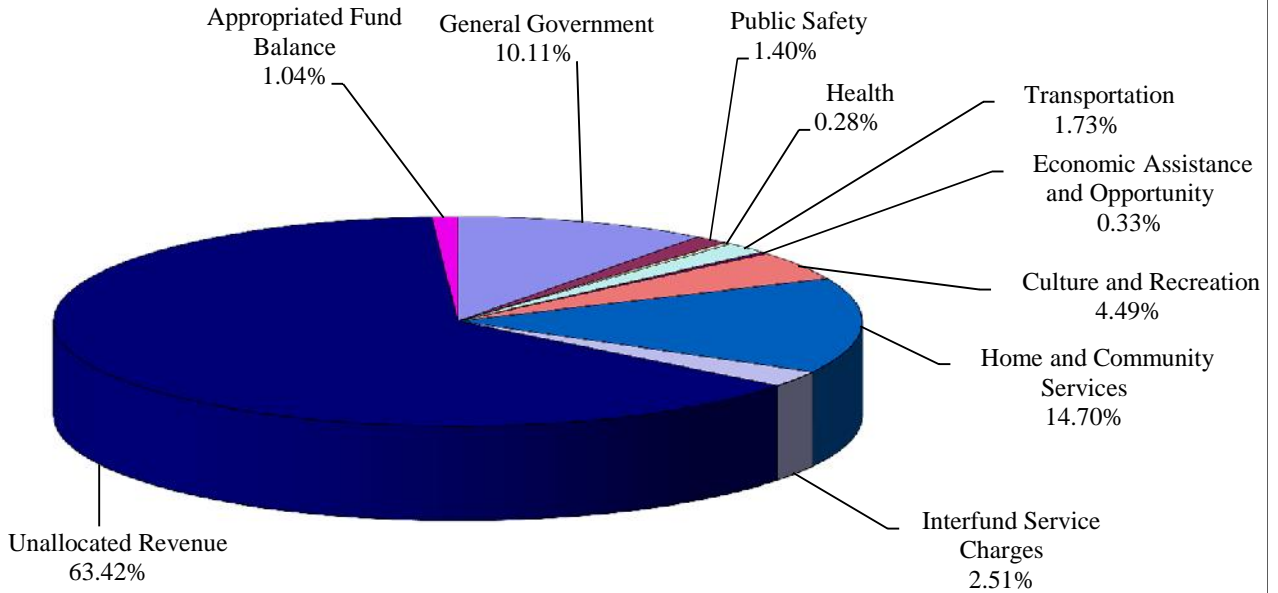
Program Expenditures:

General Government	\$ 36,889,329	\$ 41,373,468	\$ 38,988,533	\$ 39,608,875
Public Safety	12,384,602	12,394,395	12,261,013	13,063,634
Health	3,789,756	3,566,195	3,557,874	2,268,426
Transportation	41,915,831	37,008,809	37,356,844	38,580,443
Economic Assistance and Opportunity	2,950,029	3,092,786	3,043,830	3,155,903
Culture and Recreation	16,551,369	16,814,131	16,513,339	17,129,700
Home and Community Services	55,293,653	57,485,677	56,548,532	57,950,979
Debt Service Transfers	14,060,203	13,569,550	13,852,550	13,490,650
Interfund Transfers	7,592,710	7,832,002	7,832,004	4,763,246
Total Funding Uses	\$ 191,427,482	\$ 193,137,013	\$ 189,954,519	\$ 190,011,856

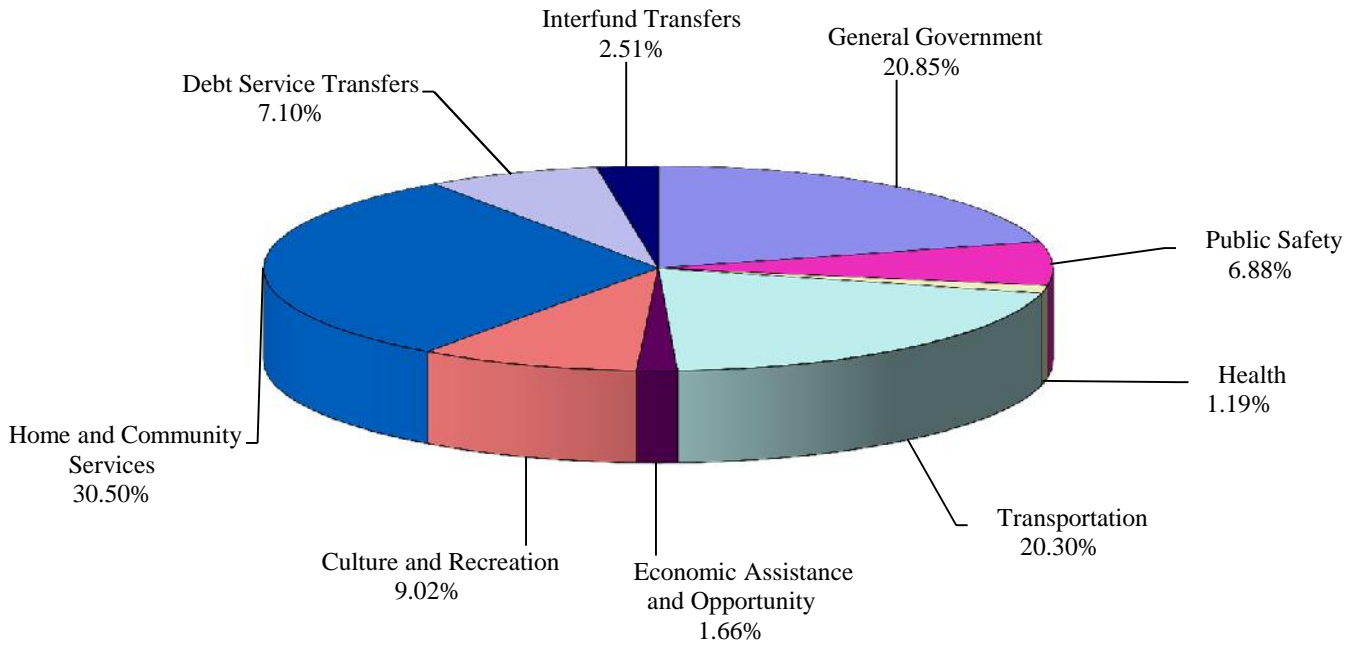
1. The 2016 revised budget includes prior year encumbrances funded by the Reserve for Encumbrances.

Town of Huntington
Combined Annual Budgets - All Funds by Function
For Fiscal Years Ending December 31, 2017

2017 PROGRAM REVENUE



2017 PROGRAM EXPENDITURES



Town of Huntington
Combined Annual Budgets-By Object and Source
For Fiscal Years Ending December 31, 2017

	Actual 2015	Revised 2016	Projected 2016	Budget 2017
Funding Sources:				
Revenues and debt proceeds:				
Property Taxes	\$ 113,167,210	\$ 114,511,394	\$ 114,547,773	\$ 117,772,051
Other real property tax items	479,802	493,450	493,450	464,650
Non-property tax items	4,552,660	4,388,007	4,388,007	4,402,655
Departmental Income	40,231,910	41,132,163	39,501,362	41,173,793
Intergovernmental charges	168,872	138,015	409,858	138,015
Use of money and property	1,555,127	1,542,998	1,709,861	1,458,396
Licenses and Permits	2,132,671	1,963,200	1,944,200	2,151,000
Fines and Forfeitures	1,136,862	1,530,000	1,130,000	1,305,000
Sale of property and compensation for loss	1,006,265	332,200	700,500	332,200
Miscellaneous	2,019,796	1,577,800	1,560,255	1,281,935
State Aid	12,444,724	11,782,161	12,282,161	11,796,453
Federal Aid	1,324,032	992,462	992,462	992,462
Interfund Revenues	5,232,750	4,535,264	4,534,895	4,763,246
Appropriated Fund Balance	-	7,383,733	7,384,101	1,980,000
Total Funding Sources	\$ 185,452,681	\$ 192,302,847	\$ 191,578,885	\$ 190,011,856

Funding Uses:

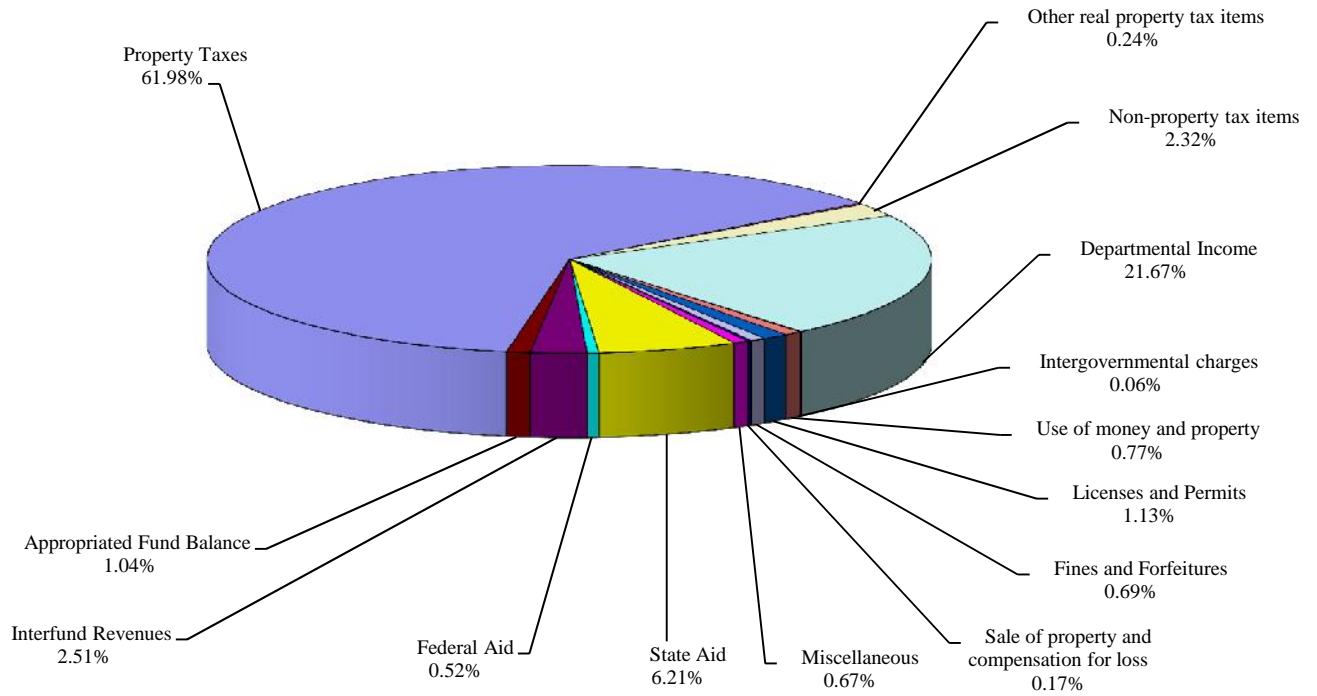
Expenditures:

Salary and wages	\$ 61,337,768	\$ 59,003,271	\$ 59,273,323	\$ 59,448,022
Employee benefits and taxes	41,292,511	41,770,843	40,516,472	44,661,541
Contractual, Materials and Supplies	62,862,206	66,188,322	65,245,243	63,178,497
Debt Principal	11,166,634	10,703,290	11,112,290	10,666,250
Debt Interest	2,893,571	2,866,260	2,740,260	2,824,400
Equipment	4,282,082	4,773,023	3,234,928	4,469,900
Interfund Transfers	7,592,709	7,832,002	7,832,002	4,763,246
Total Funding Uses	\$ 191,427,481	\$ 193,137,011	\$ 189,954,518	\$ 190,011,856

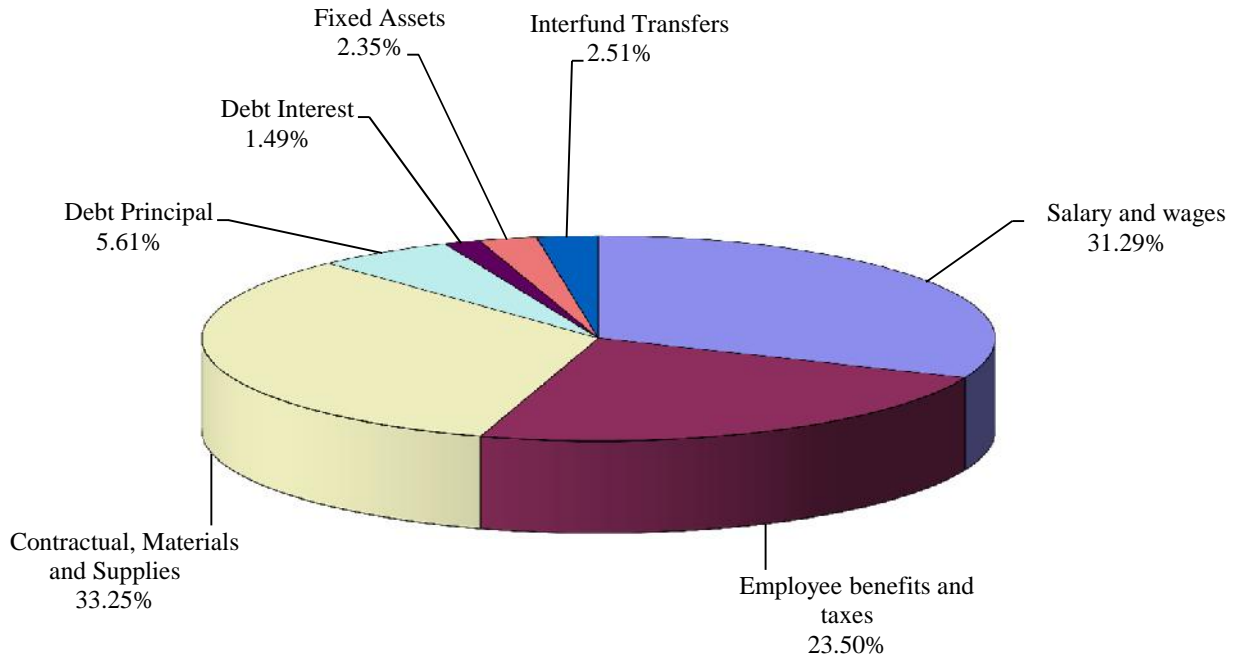
1. The 2016 revised budget includes prior year encumbrances funded by the Reserve for Encumbrances.

**Town of Huntington
 Combined Annual Budgets-By Object and Source
 For Fiscal Years Ending December 31, 2017**

2017 REVENUE BY SOURCE



2017 EXPENDITURES BY OBJECT



Town of Huntington
Combining Annual Budgets-All Funds by Function
For Fiscal Years Ending December 31, 2017

	General Fund	Part Town Fund	Consolidated Refuse Fund	Highway Fund
Funding Sources:				
Program revenue and debt proceeds:				
General Government	\$ 15,122,346	\$ 4,082,000	\$ -	\$ -
Public Safety	2,105,000	550,000	-	-
Health	305,531	230,000	-	-
Transportation	1,269,085	-	-	2,014,000
Economic Assistance and Opportunity	618,000	-	-	-
Culture and Recreation	8,533,043	-	-	-
Home and Community Services	23,125,038	1,023,000	58,698	-
Interfund Service Charges	4,763,246	-	-	-
Unallocated Revenue	43,626,719	5,018,654	24,691,261	32,989,357
Appropriated Fund Balance	225,000	90,000	300,000	25,000
Total Funding Sources	\$ 99,693,008	\$ 10,993,654	\$ 25,049,959	\$ 35,028,357

Funding Uses:				
Program Expenditures:				
General Government	\$ 35,975,416	\$ 3,213,159	\$ 106,000	\$ 239,200
Public Safety	7,804,891	3,778,692	-	-
Health	862,708	264,380	-	-
Transportation	7,397,685	-	-	27,789,157
Economic Assistance and Opportunity	3,155,903	-	-	-
Culture and Recreation	17,129,700	-	-	-
Home and Community Services	22,819,188	3,532,423	22,582,998	-
Debt Service Transfers	4,500,000	205,000	218,000	7,000,000
Interfund Transfers	47,517	-	2,142,961	-
Total Funding Uses	\$ 99,693,008	\$ 10,993,654	\$ 25,049,959	\$ 35,028,357

Town of Huntington
Combining Annual Budgets-All Funds by Function
For Fiscal Years Ending December 31, 2017

	Total Major Funds	Special Revenue Funds	Total All Funds
Funding Sources:			
Program revenue and debt proceeds:			
General Government	\$ 19,204,346	\$ 15,000	\$ 19,219,346
Public Safety	2,655,000	-	2,655,000
Health	535,531	-	535,531
Transportation	3,283,085	-	3,283,085
Economic Assistance and Opportunity	618,000	-	618,000
Culture and Recreation	8,533,043	-	8,533,043
Home and Community Services	24,206,736	3,717,522	27,924,258
Interfund Service Charges	4,763,246	-	4,763,246
Unallocated Revenue	106,325,991	14,174,356	120,500,347
Appropriated Fund Balance	640,000	1,340,000	1,980,000
Total Funding Sources	\$ 170,764,978	\$ 19,246,878	\$ 190,011,856

Funding Uses:			
Program Expenditures:			
General Government	\$ 39,533,775	\$ 75,100	\$ 39,608,875
Public Safety	11,583,583	1,480,051	13,063,634
Health	1,127,088	1,141,338	2,268,426
Transportation	35,186,842	3,393,601	38,580,443
Economic Assistance and Opportunity	3,155,903	-	3,155,903
Culture and Recreation	17,129,700	-	17,129,700
Home and Community Services	48,934,609	9,016,370	57,950,979
Debt Service Transfers	11,923,000	1,567,650	13,490,650
Interfund Transfers	2,190,478	2,572,768	4,763,246
Total Funding Uses	\$ 170,764,978	\$ 19,246,878	\$ 190,011,856

Town of Huntington
Combining Annual Budgets-By Object and Source
For Fiscal Years Ending December 31, 2017

	General Fund	Part Town Fund	Consolidated Refuse District	Highway Fund
Funding Sources:				
Revenues and debt proceeds:				
Property Taxes	\$ 42,129,825	\$ 4,616,154	\$ 24,570,261	\$ 32,597,757
Other real property tax items	348,045	37,000	1,000	66,500
Non-property tax items	4,257,954	-	-	-
Departmental Income	32,439,481	5,290,500	9,040	-
Intergovernmental charges	128,357	-	9,658	-
Use of money and property	949,235	15,000	70,000	80,000
Licenses and Permits	1,026,000	825,000	-	300,000
Fines and Forfeitures	1,305,000	-	-	-
Sale of property and compensation for loss	279,200	-	40,000	13,000
Miscellaneous	758,750	120,000	50,000	240,100
State Aid	10,090,453	-	-	1,706,000
Federal Aid	992,462	-	-	-
Interfund Revenues	4,763,246	-	-	-
Appropriated Fund Balance	225,000	90,000	300,000	25,000
Total Funding Sources	\$ 99,693,008	\$ 10,993,654	\$ 25,049,959	\$ 35,028,357

Funding Uses:				
Expenditures:				
Salary and wages	\$ 34,323,044	\$ 5,668,974	\$ 3,827,749	\$ 12,094,944
Employee benefits and taxes	23,873,402	4,535,120	2,940,647	9,719,513
Contractual, Materials and Supplies	35,043,895	580,810	15,920,602	4,230,900
Debt Principal	3,500,000	150,000	165,000	5,600,000
Debt Interest	1,000,000	55,000	53,000	1,400,000
Equipment	1,905,150	3,750	-	1,983,000
Interfund Transfers	47,517	-	2,142,961	-
Total Funding Uses	\$ 99,693,008	\$ 10,993,654	\$ 25,049,959	\$ 35,028,357

Town of Huntington
Combining Annual Budgets-By Object and Source
For Fiscal Years Ending December 31, 2017

	Total Major Funds	Special Revenue Funds	Total All Funds
Funding Sources:			
Revenues and debt proceeds:			
Property Taxes	\$ 103,913,997	\$ 13,858,054	\$ 117,772,051
Other real property tax items	452,545	12,105	464,650
Non-property tax items	4,257,954	144,701	4,402,655
Departmental Income	37,739,021	3,434,772	41,173,793
Intergovernmental charges	138,015	-	138,015
Use of money and property	1,114,235	344,161	1,458,396
Licenses and Permits	2,151,000	-	2,151,000
Fines and Forfeitures	1,305,000	-	1,305,000
Sale of property and compensation for loss	332,200	-	332,200
Miscellaneous	1,168,850	113,085	1,281,935
State Aid	11,796,453	-	11,796,453
Federal Aid	992,462	-	992,462
Interfund Revenues	4,763,246	-	4,763,246
Appropriated Fund Balance	640,000	1,340,000	1,980,000
Total Funding Sources	\$ 170,764,978	\$ 19,246,878	\$ 190,011,856

Funding Uses:

Expenditures:

Salary and wages	\$ 55,914,711	\$ 3,533,311	\$ 59,448,022
Employee benefits and taxes	41,068,682	3,592,859	44,661,541
Contractual, Materials and Supplies	55,776,207	7,402,290	63,178,497
Debt Principal	9,415,000	1,251,250	10,666,250
Debt Interest	2,508,000	316,400	2,824,400
Equipment	3,891,900	578,000	4,469,900
Interfund Transfers	2,190,478	2,572,768	4,763,246
Total Funding Uses	\$ 170,764,978	\$ 19,246,878	\$ 190,011,856

**Town of Huntington
2017 Budget
Fund Balance Summary**

Fund Code	Fund Name	2015 Ending Unappropriated Fund Balance	Estimated 2016 Expenditures	Estimated 2016 Revenues	Appropriated Fund Balance *	Estimated 2016 Closing Fund Balance
A	General Fund	\$ 5,572,412	\$ 98,399,389	\$ 100,109,966	\$ 19,507	\$ 7,263,482
DB	Highway Fund	2,533,128	35,449,851	35,119,521	-	2,202,798
SR	Consolidated Refuse Fund	2,672,439	24,712,840	24,746,727	365,000	2,341,326
	<i>Sub-total Major Funds:</i>	10,777,979	158,562,080	159,976,214	384,507	11,807,606
B	Part Town	32,270	10,635,480	10,615,867	-	12,657
CB	Business Improvement Districts	-	186,505	186,505	-	-
SF1	Fire Protection	19,084	1,577,553	1,577,553	-	19,084
SL	Street Lighting	1,253,017	4,057,090	4,093,466	499,631	789,762
SM1	Commack Ambulance	27,613	452,246	452,246	2,500	25,113
SM2	Huntington Comm. Ambulance	13,627	2,187,322	2,187,322	2,500	11,127
SS1	Huntington Sewer	1,182,918	5,441,729	5,567,259	455,000	853,448
SS2	Centerport Sewer	9,148	131,717	141,717	13,895	5,253
SS3	Waste Water Disposal	84,351	1,166,756	1,137,160	-	54,755
SW1	Dix Hills Water District	1,155,159	5,556,040	5,643,576	626,593	616,102
	<i>Sub-total Special Districts:</i>	3,744,917	20,756,958	20,986,804	1,600,119	2,374,644
	Grand Total All Funds	\$ 14,555,166	\$ 189,954,518	\$ 191,578,885	\$ 1,984,626	\$ 14,194,907

* Includes 2016 appropriations during the fiscal year and 2017 budgeted appropriations.

** The Board of Trustees Fund is combined with the General Fund in compliance with GASB 54.

Town of Huntington

Revenue Definitions and Forecast Methodology

The purpose of providing the methods for forecasting revenues is to validate the forecast over time and to utilize the information in making future forecasts. The following assumptions and methods were used to formulate the revenues in the 2017 Budget:

Revenue Source	Definition	Forecast Methodology
Property Taxes-Advalorem	Property Tax is based on value of real property. The assessed value of each parcel less exemptions is the taxable value. Advalorem property taxes are based on the taxable value	Property taxes are calculated by multiplying the taxable value (tax roll) of all properties in the Town by the rate of taxation or rate per \$1,000 of assessed valuation.
Departmental Income	Income generated by each department's operations that are not fee or fine based	Historical trend analysis adjusted for any rate increases
Mortgage Tax Revenue	New York State imposes a tax on the privilege of recording a mortgage on real property located within the state a portion of which is provided to local governments	Historical trend analysis based on housing sale trends
Franchise Fee Revenue	5% of gross revenues derived from the operation of the cable system for the provision of cable services	Historical trend analysis
Interest and Earnings	Revenue derived from the investment of cash balances. The Town maximizes cash flow whenever possible to generate interest earnings.	Historical trend analysis adjusted for rate changes
Licenses and Permits	Building and engineering permits, animal licenses, bingo permits, parking permits, mooring permits, filming permits, GIS fees, accessory apartment permits and sign permits	Historical trend analysis
Fines and Forfeitures	Settlement of cases taken to court.	Historical trend analysis
Miscellaneous	Revenues that do not fit into any one of the other revenue categories and includes sale of property	Historical trend analysis
Federal and State Aid	Funding provided by the Federal and State government based on allocations for bus operations, youth services, energy efficiency programs, nutrition programs	Historical trend analysis adjusted for any Federal/State funding allocation modifications
Interfund Revenues	Allocation of common costs	Allocation of common costs based on the 2017 budget costs

Town of Huntington Major 2017 Revenue Sources

The Town of Huntington's primary source of revenue is the local real property tax. Charges and fees assessed by town departments is a distant second. Other sources include the mortgage tax, franchise revenue, state aid, federal aid and interest revenue. In 2017, the total budgeted revenue for all funds is \$190,011,856, which includes the use of fund and reserve balances and transfers between funds. All funds are balanced. Therefore, total revenues equal total expenses.

Funding Sources	Actual 2015	Modified Budget 2016	Projected 2016	Budget 2017	% of Revenue	% Change 2017 vs. 2016
Property Tax	\$ 113,647,013	\$ 115,004,843	\$ 115,041,223	\$ 118,236,701	62.2%	2.8%
Departmental Income	40,231,911	41,132,163	39,501,362	41,173,793	21.7%	0.1%
Non-Property Tax Items	4,552,660	4,388,007	4,388,007	4,402,655	2.3%	0.3%
Intergovernmental Charges	168,872	138,015	409,858	138,015	0.1%	0.0%
Use of Money and Property	1,555,127	1,542,998	1,709,861	1,458,396	0.8%	-5.5%
Licenses and Permits	2,132,671	1,963,200	1,944,200	2,151,000	1.1%	9.6%
Fines and Forfeitures	1,136,862	1,530,000	1,130,000	1,305,000	0.7%	-14.7%
Sale of Property/Loss Compensation	1,006,266	332,200	700,500	332,200	0.2%	0.0%
Federal and State Aid	13,768,754	12,774,623	13,274,623	12,788,915	6.7%	0.1%
Interfund Revenues	5,232,750	4,535,264	4,534,895	4,763,246	2.5%	5.0%
Miscellaneous	2,019,796	1,577,800	1,560,255	1,281,935	0.7%	-18.8%
Appropriated Fund Balance/Reserves	-	7,383,733	7,384,101	1,980,000	1.0%	-73.2%
Total Funding Sources	\$ 185,452,682	\$ 192,302,846	\$ 191,578,885	\$ 190,011,856	100%	-1.2%

Property Tax

The property tax is the largest and most important revenue source for the Town. As the default revenue source, it must cover all expenses that cannot be funded by other sources. Property taxes are a function of the Town's revenue needs, assessed values of properties within the Town and the equalization rate set by New York State.

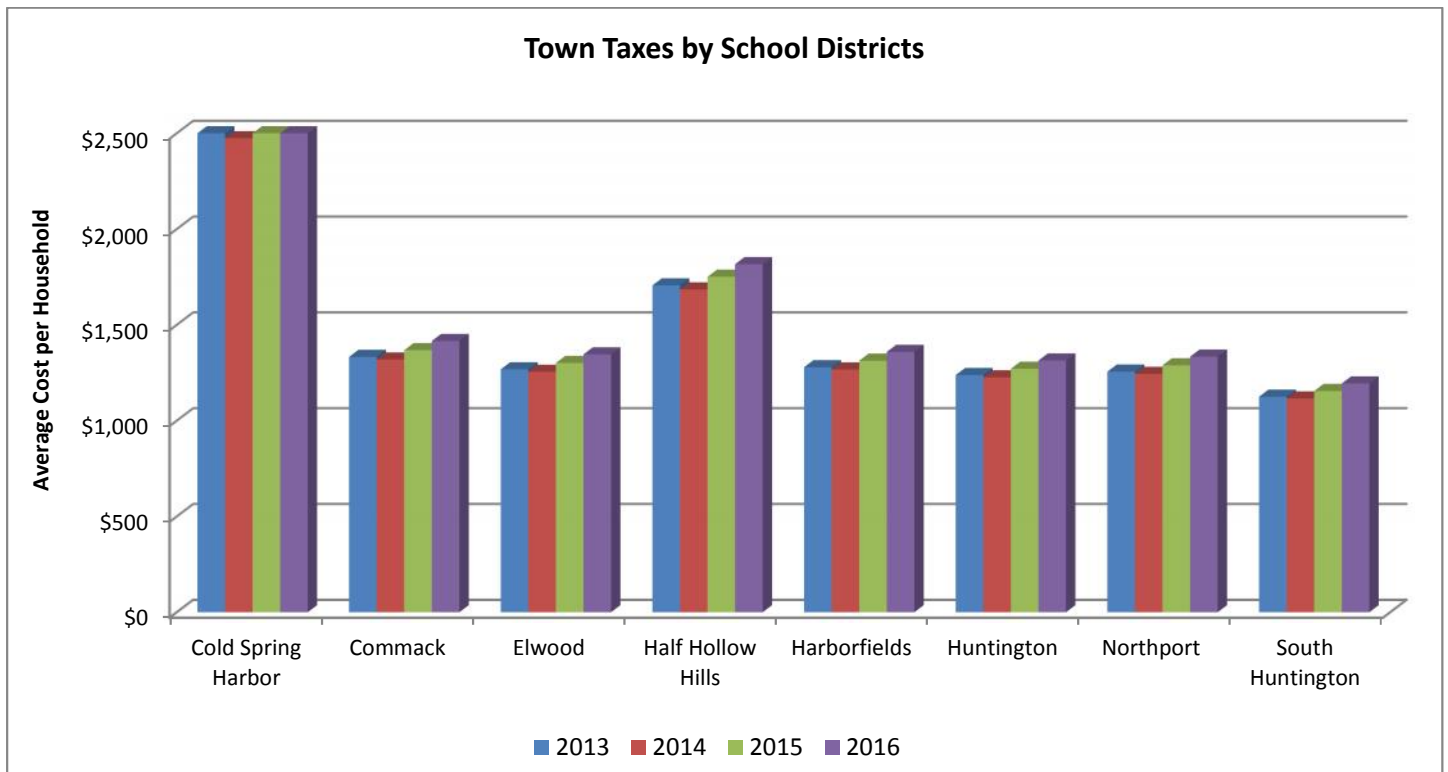
The Town Assessor determines the value of each parcel of taxable real property within the town. The total value of all of the taxable properties (minus exemptions) becomes the tax base from which the revenue required by the town must be obtained. The tax rate is calculated by dividing the revenue required by the total assessed valuation of all taxable properties. Each owner is taxed based on his proportion of the total tax base.

Year Ended	Total Net Assessed Value	State Equalization Rate	Full Valuation
2015	325,757,112	0.89%	36,601,922,697
2014	327,205,498	0.90%	36,356,166,444
2013	328,724,473	0.90%	36,524,941,444
2012	331,665,948	0.88%	37,689,312,273
2011	334,313,198	0.88%	37,990,136,136
2010	336,722,881	0.82%	41,063,765,976
2009	337,879,941	0.76%	44,457,886,974
2008	338,964,210	0.77%	44,021,325,974
2007	338,530,030	0.80%	42,316,253,750
2006	338,384,744	0.87%	38,894,798,161

Town of Huntington Major 2017 Revenue Sources

Property tax revenue in 2017 is budgeted at \$118 million for all taxing districts and represents 62% of Town operating revenues. The 2016 property tax revenue was \$115 million and represented 61% of the operating revenues for all taxing districts. This increase in tax revenue is a result of raising taxes to offset the increase in contractual commitments.

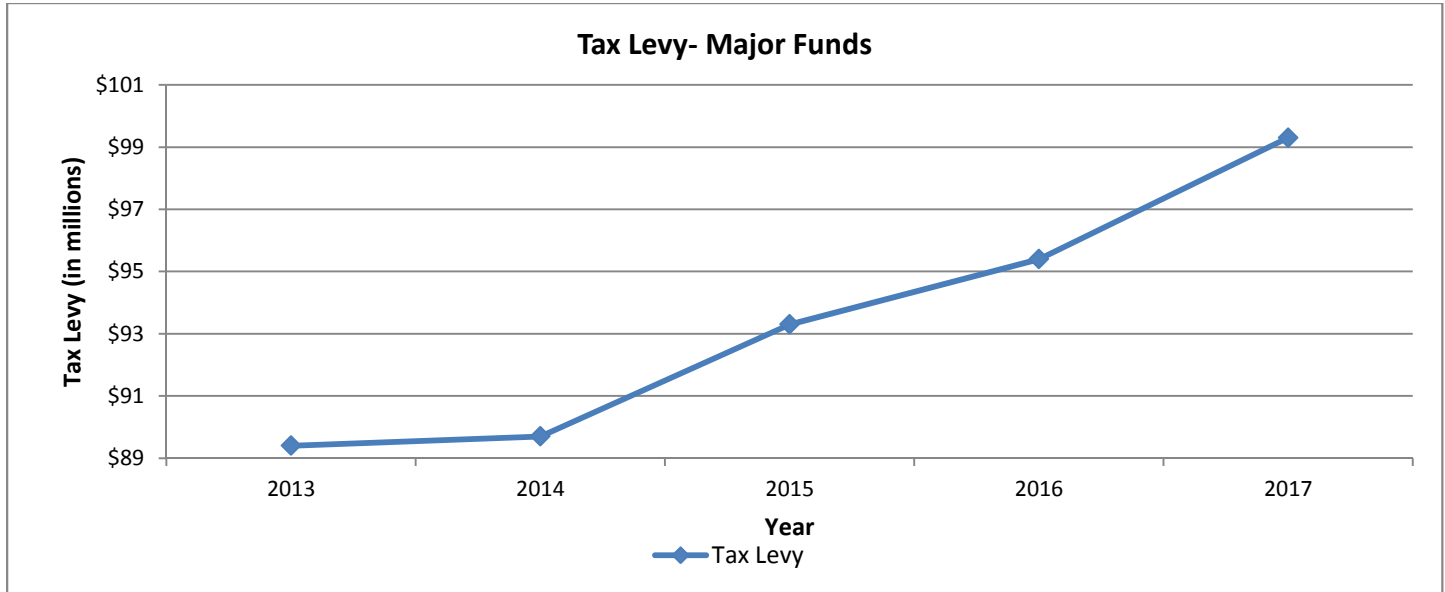
The Town typically collects approximately 97% of the tax levy. It is important to note, however, that all uncollected taxes become the responsibility of Suffolk County. The Town is guaranteed 100% of the tax revenue and, therefore, is not required to budget for uncollectible tax revenue. Town taxes, in fact, comprise about 6-8% of the average resident's property tax bill.



Town of Huntington Major 2017 Revenue Sources

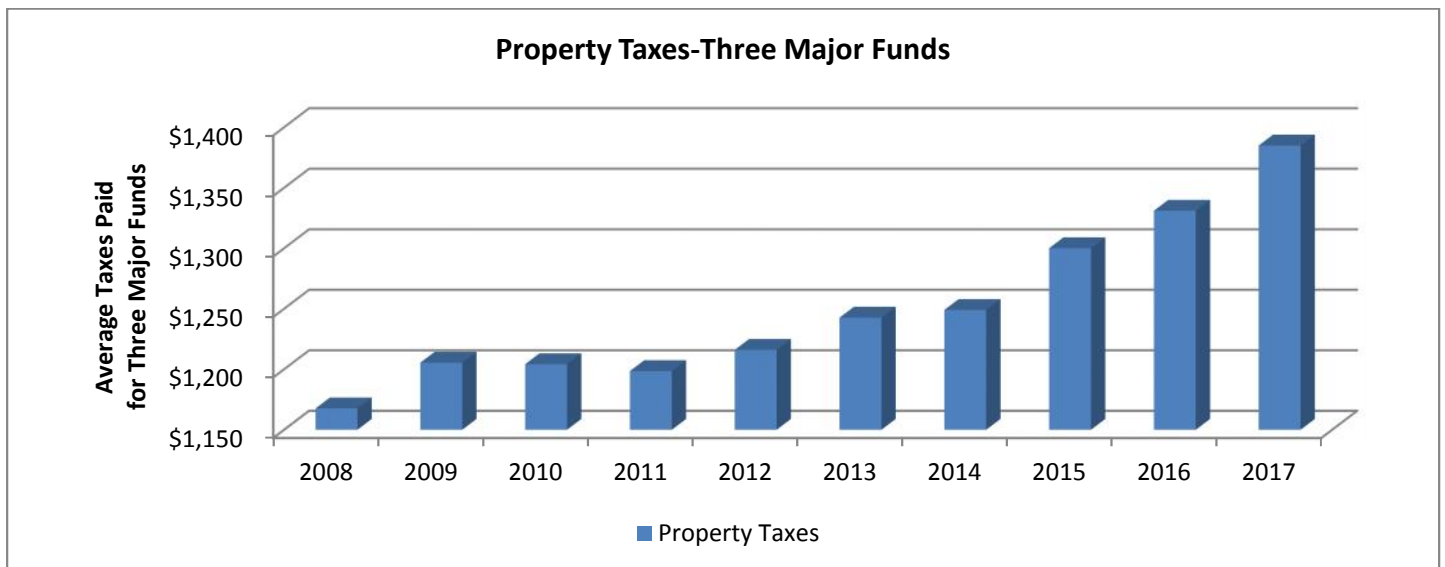
Three Major Funds (General Fund, Highway and Refuse District)

The 2017 property tax revenue for the three major funds comprise \$99.3 million or 52.2% of the total Town revenue. This is an increase of \$3.9 million or 4.1% as compared to the 2016 property tax revenue of \$95.4 million. This is a direct result of the contractual increases and health insurance.



The Tax rates for these three funds affect all Town residents. The tax rate for the General Fund and the Highway Fund is calculated based on the assessed value of the property while the Refuse District residents pay an assessment that is calculated by dividing the tax revenue needed by the number of households in the district.

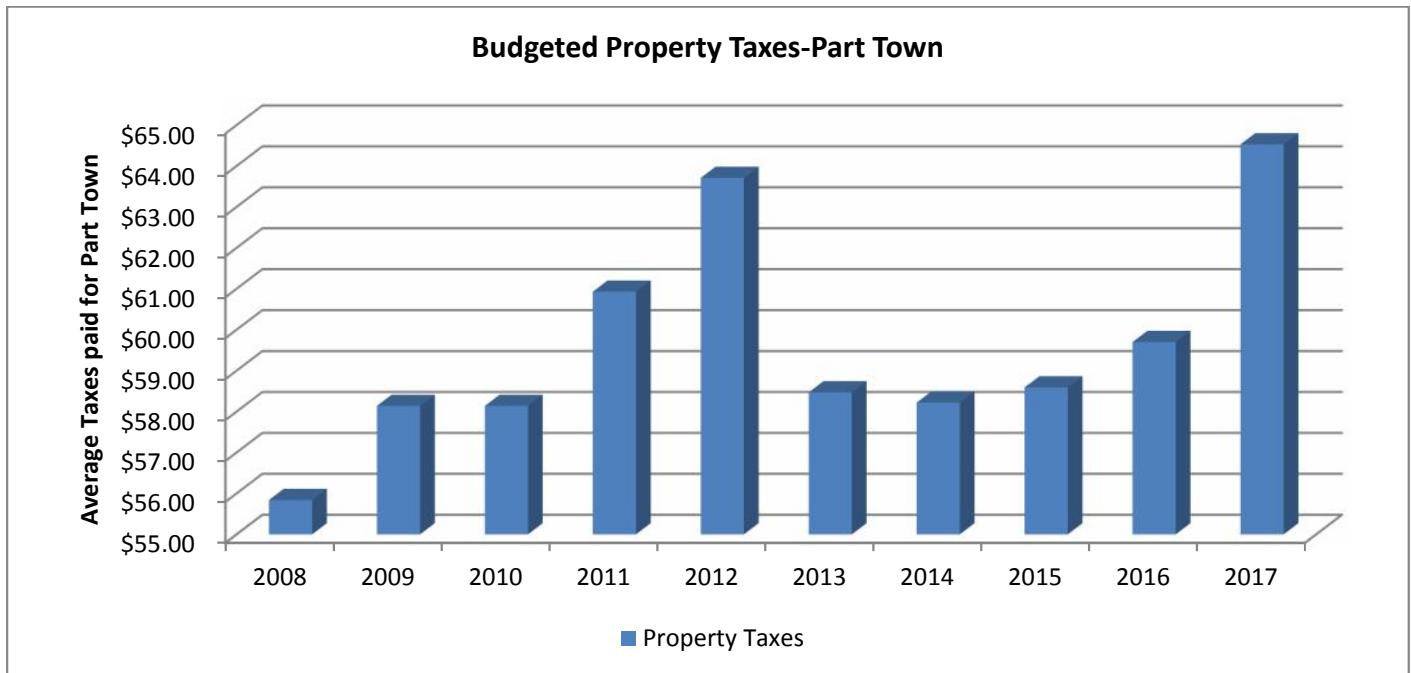
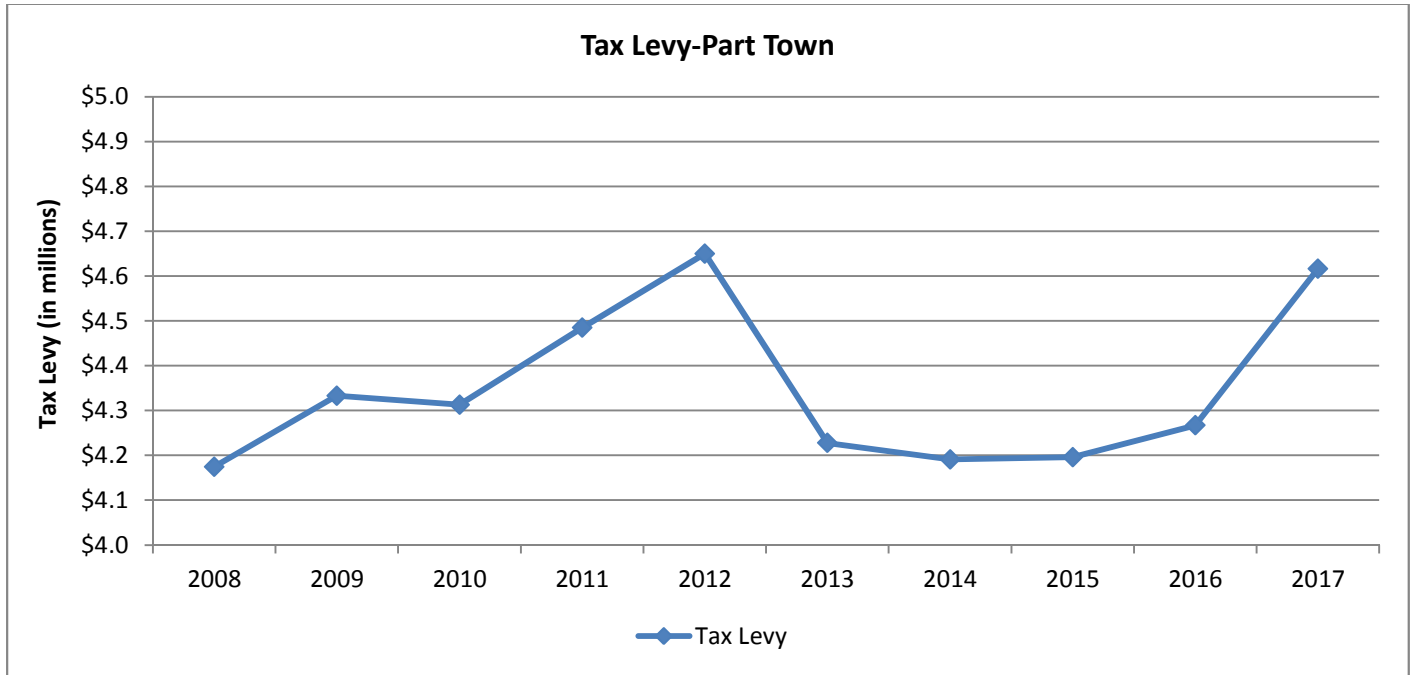
The following is a historical analysis of the budgeted combined tax rates for a home that has an averaged assessed value of \$4,100 or a market value of \$460,675.



Town of Huntington Major 2017 Revenue Sources

Part Town Fund

The 2017 property tax revenue for Part Town is \$4.6 million or 2.4% of the total Town revenue. This is an increase of \$350,000 as compared to the 2016 property tax revenue. This is a direct result of the anticipated increase in health insurance costs.



Town of Huntington Major 2017 Revenue Sources

Special Revenue Funds

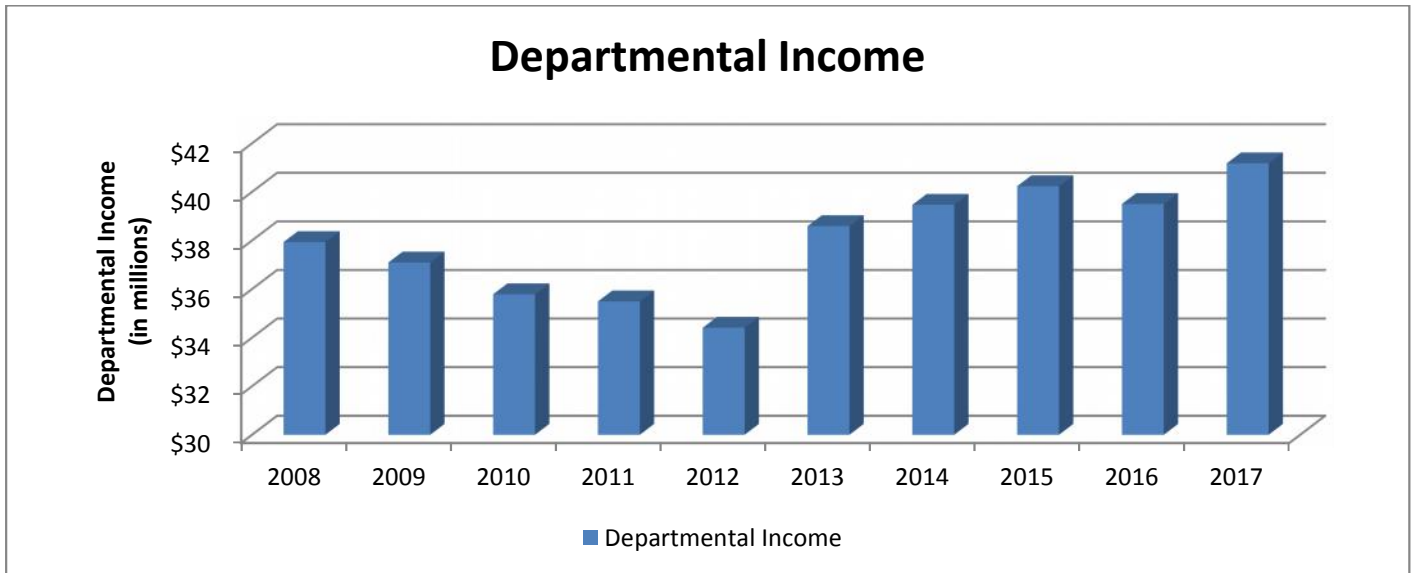
The 2017 property tax revenue for the Special Revenue funds combined comprise \$13.8 million or 7.2% of the total Town revenue. This is a decrease of approximately \$1 million or 6.8% as compared to the 2016 property tax revenue of \$14.8 million.



Departmental Income

The 2017 departmental income for the Town consists of various fees for recreation programs, senior programs and adult education programs and revenue generated by the Town's resource recovery plant.

Departmental revenue of \$41.2 million for 2017 accounts for 21.7% of the Town's total revenue budget, an increase of \$.1 million or .1% from 2016.



Town of Huntington

Fund Structure

Major Funds

General Fund accounts for all general government activity townwide and the services traditionally provided to the Town's residents. This includes services provided by the Town Board and Town Supervisor, as well as the following administrative offices: Assessor, Audit & Control, Town Clerk, Tax Receiver, Personnel, Town Attorney, Audit & Control and Information Technology in addition to Parks and Recreation Services, General Services for buildings and grounds maintenance, Animal Control, Engineering, Public Safety, Human Services, Maritime services, Resource Recovery and Recycling, Bus Operations and the Planning Department.

Part Town Fund accounts for all government activity for services not provided to Villages within the Town. This includes fire inspection services, building department services, accessory apartment services, zoning services and code enforcement services.

Consolidated Refuse District Fund accounts for sanitation, recycling and yard-waste collection services provided by both municipal employees and private contractors.

Non-Major Funds

Highway Fund accounts for the maintenance and repair of over 800 lane miles of streets, roads, right-of-ways and all drainage systems throughout the Town that are not within Villages.

Debt Service Fund accounts for the extinguishment of refinanced debt.

Board of Trustees Fund accounts for the administration of town properties

Business Improvement Districts accounts for funding for the three business districts throughout the Town: Huntington Village, Cold Spring Harbor Village and Huntington Station Village.

Special District Funds

Fire Protection Funds accounts for the contracted funding provided by the Town Fire Protection District #1.

Street Lighting Fund accounts for the operational and administrative services providing streetlights on town, county and state roads throughout the Town and municipal commuter parking lots and garages other than those that are incorporated Villages.

Ambulance Districts accounts for the contracted funding of both the Commack Ambulance District (SM1) and the Huntington Community Ambulance (SM2) to provide emergency services to Town residents.

Town of Huntington

Fund Structure

Special District Funds (continued)

Huntington Sewer Districts accounts for the operation of sewage treatment plant that processes 2.5 million gallons of sewage per day from over 1400 parcels located within the district.

Centerport Sewer Districts accounts for the inter-municipal agreement with the Village of Northport that processes sewage at the Northport Sewage Treatment Plant for Town residents that are within the district.

Waste Water Disposal District accounts for operations of the scavenger waste facility where residential waste trucks service Town residents and process the waste into the Town's Sewage Treatment Plant.

Dix Hills Water District accounts for the public water supply providing 8,400 homes and businesses within the district high quality drinking water through the operation of 17 water supply wells at 11 sites.

Component Units

The following three entities are legally separate component units of the Town and because of the nature and significance of their relationship with the primary government, are combined in the Town's Comprehensive Annual Financial Report (CAFR). These component units are governed by legally separate boards and their annual budgets are not included in the Town's adopted budgets.

Community Development Agency- A separate public benefit corporation created by state legislation to promote the safety, health and welfare of Town residents. This entity is reported as a Special Revenue Fund in the CAFR.

Local Development Corporation- A separate public benefit corporation created by the Board to conduct activities that will relieve and reduce unemployment, promote and provide maximum employment, improve and maintain job opportunities, lessen the burden of governments and act in the public interest. This entity is reported as a Special Revenue Fund in the CAFR.

Greenlawn Water District- Special district of the Town of Huntington that provides water services to residents and business within the district. This entity is combined with the Town's Water District and reported as a Non-major Governmental Special District.

South Huntington Water District - Special district of the Town of Huntington that provides water services to residents and business within the district. This entity is combined with the Town's Water District and reported as a Non-major Governmental Special District.

**Town of Huntington
Fund and Function Relationship Matrix**

Department Name	General Fund	Part Town Fund	Consolidated Refuse Fund	Highway Fund	Business Improvement District	Fire Districts	Streetlighting District
Assessor	X						
Audit & Control	X	X	X	X	X	X	X
Engineering	X	X					
Environmental Waste	X		X				
General Services	X						
Highway	X			X			
Human Services	X						
Information Tech	X	X	X	X			X
Maritime Services	X						
Parks & Recreation	X						
Planning & Environ	X	X					
Public Safety	X	X					
Receiver of Taxes	X						
Town Attorney	X	X					
Town Clerk	X	X					
Town Historian	X						
Transportation & Traffic	X	X					X
Youth Bureau	X						

**Town of Huntington
Fund and Function Relationship Matrix**

Department Name	Commack Ambulance District	Huntington Community Ambulance District	Huntington Sewer District	Centerport Sewer District	Waste Water District	Dix Hills Water District
Assessor						
Audit & Control	X	X	X	X	X	X
Engineering						X
Environmental Waste			X	X	X	
General Services						
Highway						
Human Services						
Information Tech						X
Maritime Services						
Parks & Recreation						
Planning & Environ						
Public Safety						
Receiver of Taxes						
Town Attorney						
Town Clerk						
Town Historian						
Transportation & Traffic						
Youth Bureau						

Fund Budgets



Town of Huntington
General Fund-By Function
For Fiscal Years Ending December 31, 2017

	Actual 2015	Revised 2016	Projected 2016	Budget 2017
Funding Sources:				
Program revenue and debt proceeds:				
General Government	\$ 15,576,828	\$ 15,113,074	\$ 15,667,666	\$ 15,122,346
Public Safety	1,778,115	2,505,000	1,920,000	2,105,000
Health	238,677	305,531	305,531	305,531
Transportation	1,268,489	1,228,085	1,228,085	1,269,085
Economic Assistance and Opportunity	588,228	618,000	618,000	618,000
Culture and Recreation	8,238,609	8,480,860	8,335,643	8,533,043
Home and Community Services	21,746,382	23,106,977	22,171,886	23,125,038
Interfund Service Charges	5,032,277	4,534,895	4,534,895	4,763,246
Unallocated Revenue	41,595,659	41,237,042	41,653,647	43,626,719
Appropriated Fund Balance	-	3,674,614	3,674,613	225,000
Total Funding Sources	\$ 96,063,264	\$ 100,804,078	\$ 100,109,966	\$ 99,693,008

Funding Uses:

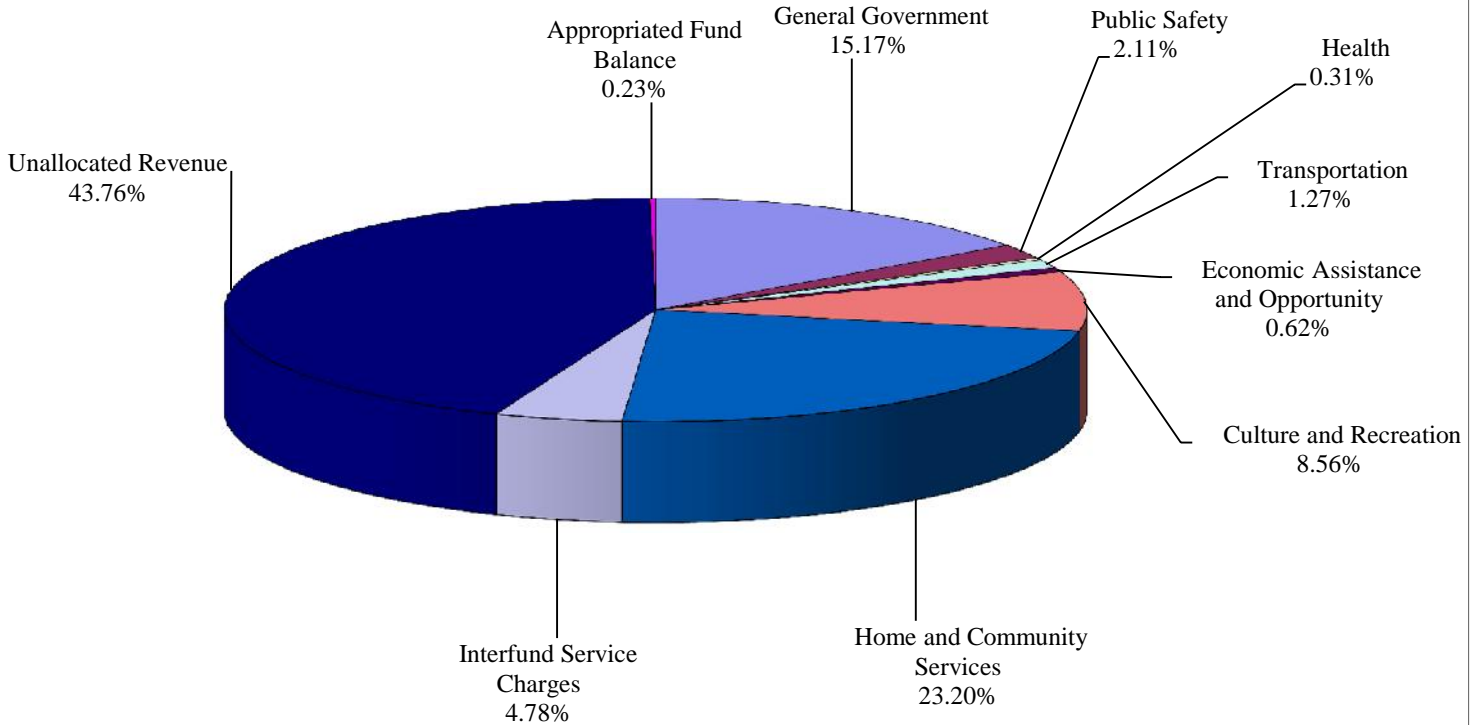
Program Expenditures:

General Government	\$ 33,483,996	\$ 36,625,743	\$ 34,512,683	\$ 35,975,416
Public Safety	7,466,736	7,300,639	7,188,509	7,804,891
Health	701,093	859,312	859,312	862,708
Transportation	7,306,545	6,995,819	6,962,762	7,397,685
Economic Assistance and Opportunity	2,950,029	3,092,786	3,043,830	3,155,903
Culture and Recreation	16,551,369	16,814,131	16,513,339	17,129,700
Home and Community Services	21,484,751	22,350,080	21,763,965	22,819,188
Debt Service Transfers	4,514,522	4,115,000	4,395,000	4,500,000
Interfund Transfers	1,771,857	3,159,990	3,159,990	47,517
Total Funding Uses	\$ 96,230,898	\$ 101,313,500	\$ 98,399,390	\$ 99,693,008

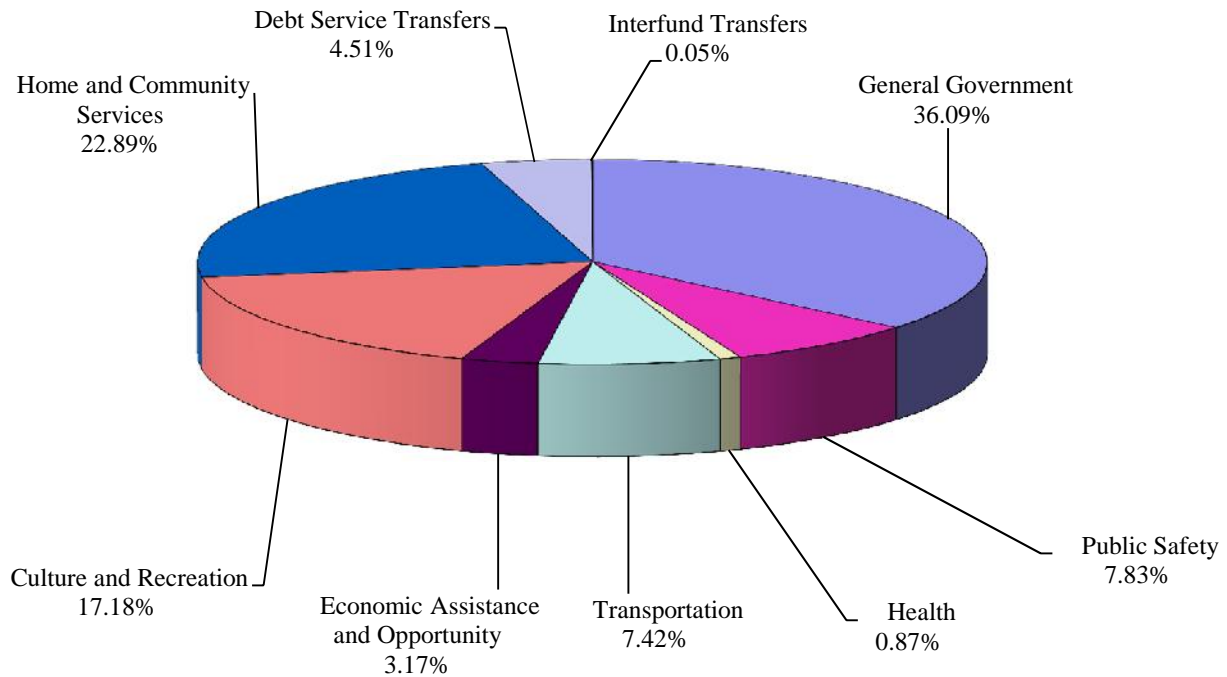
1. The Budget 2016 column includes prior year encumbrances funded by the Reserve for Encumbrances.
2. The Board of Trustees Fund is combined with the General Fund in compliance with GASB 54.

**Town of Huntington
General Fund-By Function
For Fiscal Years Ending December 31, 2017**

2017 PROGRAM REVENUE



2017 PROGRAM EXPENDITURES



Town of Huntington
General Fund-By Object and Source
For Fiscal Years Ending December 31, 2017

	Actual 2015	Revised 2016	Projected 2016	Budget 2017
Funding Sources:				
Revenues and debt proceeds:				
Property Taxes	\$ 39,676,447	\$ 39,502,848	\$ 39,539,227	\$ 42,129,825
Other real property tax items	355,817	348,045	368,045	348,045
Non-property tax items	4,407,959	4,243,306	4,243,306	4,257,954
Departmental Income	30,583,144	32,520,298	30,988,047	32,439,481
Intergovernmental charges	129,941	128,357	400,200	128,357
Use of money and property	1,123,937	1,035,312	1,129,324	949,235
Licenses and Permits	1,020,413	973,200	973,200	1,026,000
Fines and Forfeitures	1,136,862	1,530,000	1,130,000	1,305,000
Sale of property and compensation for loss	468,011	279,200	580,000	279,200
Miscellaneous	1,180,288	969,150	984,255	758,750
State Aid	9,897,625	10,072,392	10,572,392	10,090,453
Federal Aid	1,050,544	992,462	992,462	992,462
Interfund Revenues	5,032,277	4,534,895	4,534,895	4,763,246
Appropriated Fund Balance	-	3,674,614	3,674,613	225,000
Total Funding Sources	\$ 96,063,265	\$ 100,804,079	\$ 100,109,966	\$ 99,693,008

Funding Uses:

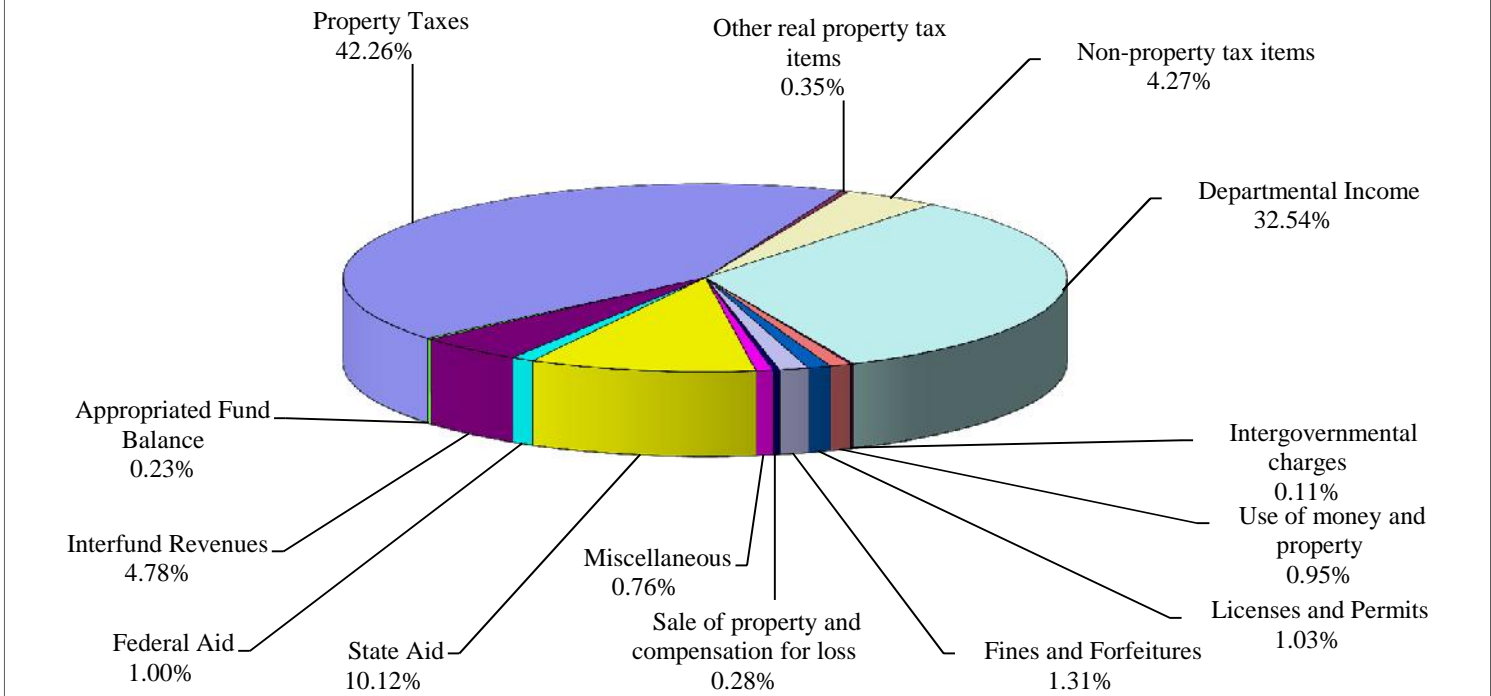
Expenditures:

Salary and wages	\$ 34,707,639	\$ 33,945,668	\$ 34,135,971	\$ 34,323,044
Employee benefits and taxes	21,899,524	22,524,473	21,596,112	23,873,402
Contractual, Materials and Supplies	32,921,543	35,602,615	34,654,794	35,043,895
Debt Principal	3,614,322	3,065,000	3,495,000	3,500,000
Debt Interest	900,200	1,050,000	900,000	1,000,000
Fixed Assets	415,812	1,965,752	457,522	1,905,150
Interfund Transfers	1,771,857	3,159,990	3,159,990	47,517
Total Funding Uses	\$ 96,230,897	\$ 101,313,498	\$ 98,399,389	\$ 99,693,008

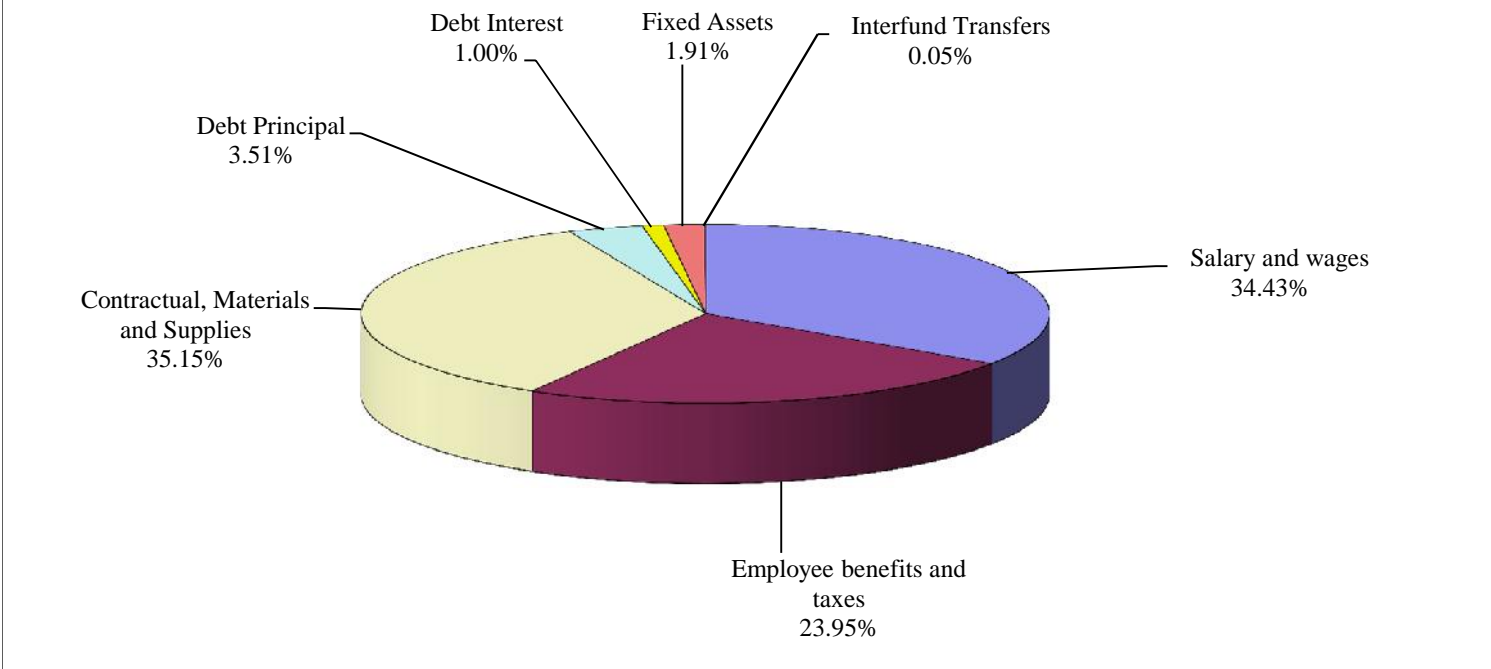
1. The Budget 2016 column includes prior year encumbrances funded by the Reserve for Encumbrances.
2. The Board of Trustees Fund is combined with the General Fund in compliance with GASB 54.

**Town of Huntington
General Fund-By Object and Source
For Fiscal Years Ending December 31, 2017**

2017 REVENUE BY SOURCE



2017 EXPENDITURES BY OBJECT



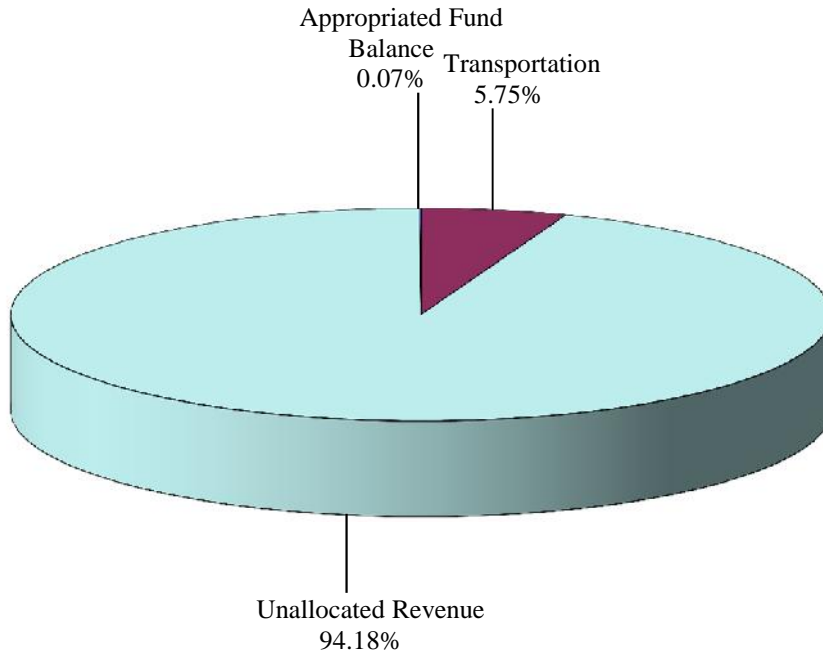
Town of Huntington
Highway Fund-By Function
For Fiscal Years Ending December 31, 2017

	Actual 2015	Revised 2016	Projected 2016	Budget 2017
Funding Sources:				
Program revenue and debt proceeds:				
General Government	\$ 295	\$ -	\$ -	\$ -
Transportation	3,460,951	1,917,769	1,929,769	2,014,000
Interfund Service Charges	64,857	-	-	-
Unallocated Revenue	30,627,296	32,049,752	32,189,752	32,989,357
Appropriated Fund Balance	-	1,000,000	1,000,000	25,000
Total Funding Sources	\$ 34,153,399	\$ 34,967,521	\$ 35,119,521	\$ 35,028,357
Funding Uses:				
Program Expenditures:				
General Government	\$ 176,757	\$ 1,133,351	\$ 1,143,405	\$ 239,200
Public Safety	-	-	-	-
Transportation	31,263,934	26,441,016	26,912,446	27,789,157
Debt Service Transfers	7,493,504	7,394,000	7,394,000	7,000,000
Interfund Transfers	681,258	-	-	-
Total Funding Uses	\$ 39,615,453	\$ 34,968,367	\$ 35,449,851	\$ 35,028,357

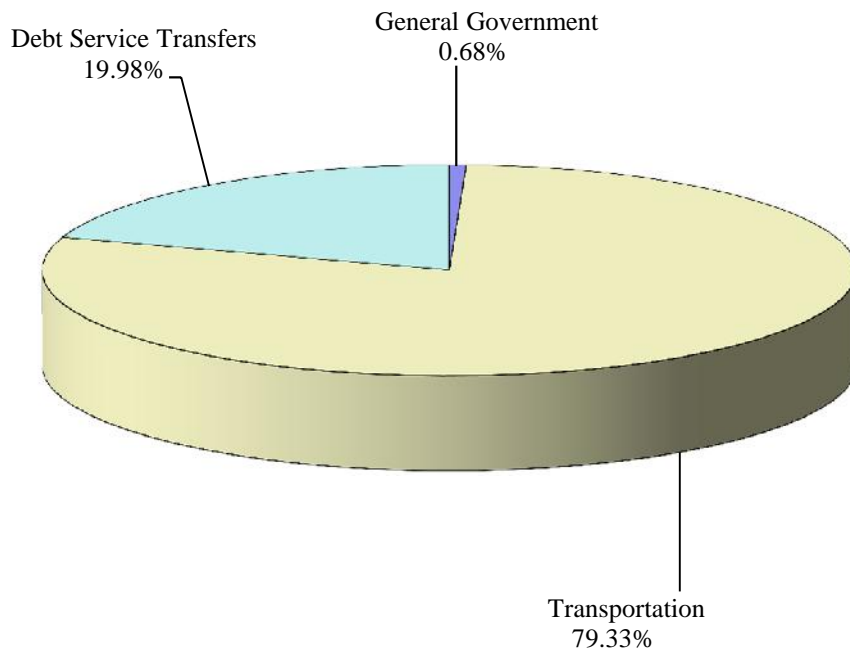
1. The Budget 2016 column includes prior year encumbrances funded by the Reserve for Encumbrances.

**Town of Huntington
Highway Fund-By Function
For Fiscal Years Ending December 31, 2017**

2017 PROGRAM REVENUE



2017 PROGRAM EXPENDITURES



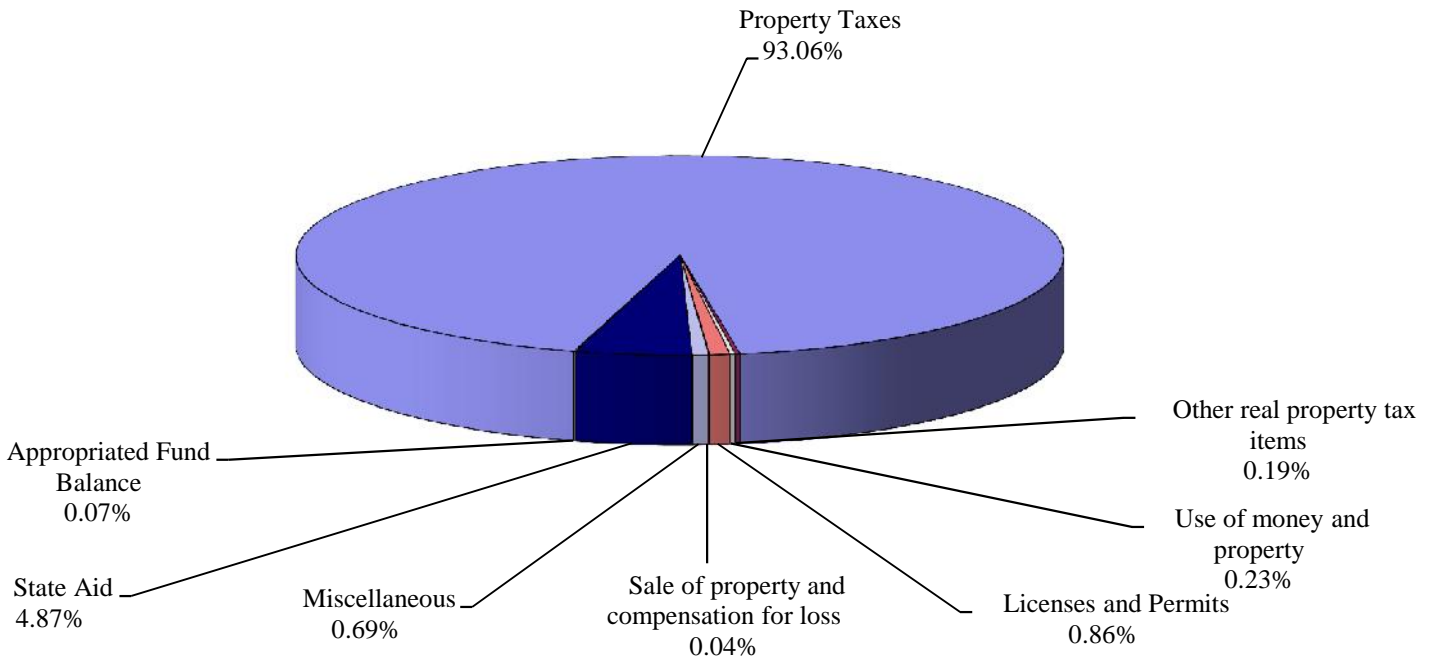
Town of Huntington
Highway Fund-By Object and Source
For Fiscal Years Ending December 31, 2017

	Actual 2015	Revised 2016	Projected 2016	Budget 2017
Funding Sources:				
Revenues and debt proceeds:				
Property Taxes	\$ 29,717,196	\$ 31,713,152	\$ 31,713,152	\$ 32,597,757
Other real property tax items	66,803	66,500	66,500	66,500
Departmental Income	465,153	-	-	-
Intergovernmental charges	28,998	-	-	-
Use of money and property	78,685	90,000	160,000	80,000
Licenses and Permits	148,375	200,000	200,000	300,000
Sale of property and compensation for loss	418,026	13,000	70,000	13,000
Miscellaneous	361,603	175,100	200,100	240,100
State Aid	2,547,099	1,709,769	1,709,769	1,706,000
Federal Aid	256,604	-	-	-
Interfund Transfers	64,857	-	-	-
Appropriated Fund Balance	-	1,000,000	1,000,000	25,000
Total Funding Sources	\$ 34,153,399	\$ 34,967,521	\$ 35,119,521	\$ 35,028,357
Funding Uses:				
Expenditures:				
Salary and wages	\$ 13,297,617	\$ 11,890,049	\$ 12,118,500	\$ 12,094,944
Employee benefits and taxes	9,308,893	8,781,367	8,684,900	9,719,513
Contractual, Materials and Supplies	5,586,450	4,921,451	5,274,451	4,230,900
Debt Principal	5,942,418	5,999,000	5,975,000	5,600,000
Debt Interest	1,551,086	1,395,000	1,419,000	1,400,000
Fixed Assets	3,247,731	1,981,500	1,978,000	1,983,000
Interfund Transfers	681,258	-	-	-
Total Funding Uses	\$ 39,615,453	\$ 34,968,367	\$ 35,449,851	\$ 35,028,357

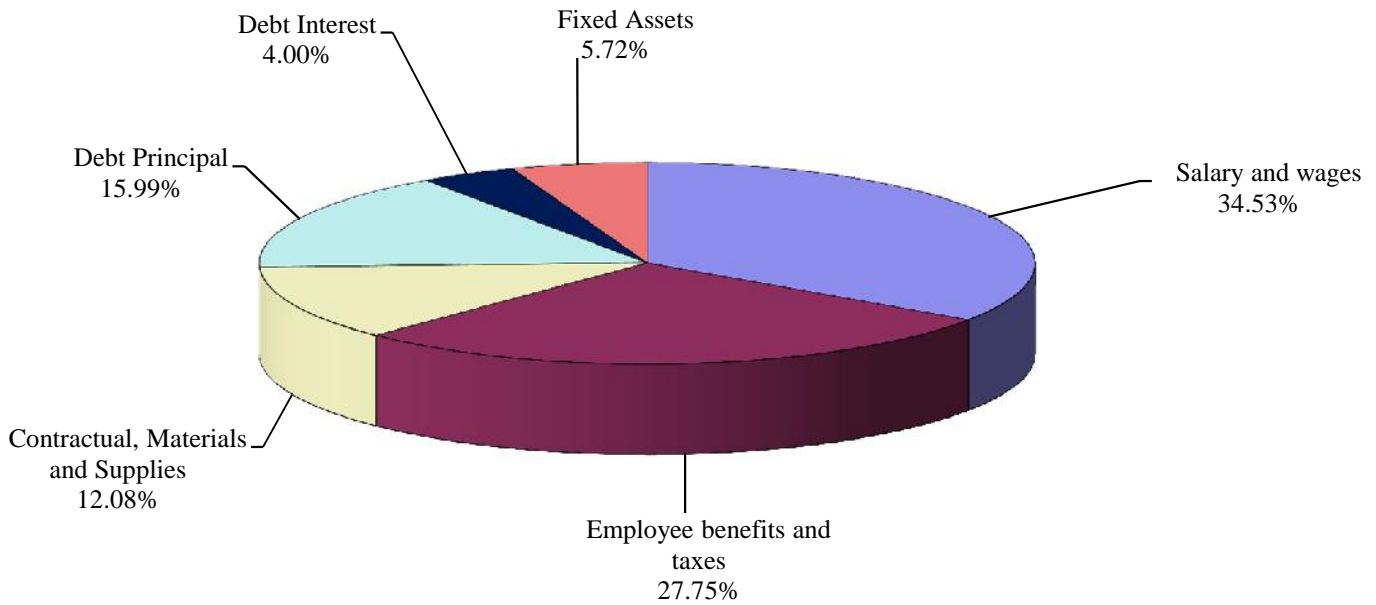
1. The Budget 2016 column includes prior year encumbrances funded by the Reserve for Encumbrances.

**Town of Huntington
Highway Fund-By Object and Source
For Fiscal Years Ending December 31, 2017**

2017 REVENUE BY SOURCE



2017 EXPENDITURES BY OBJECT



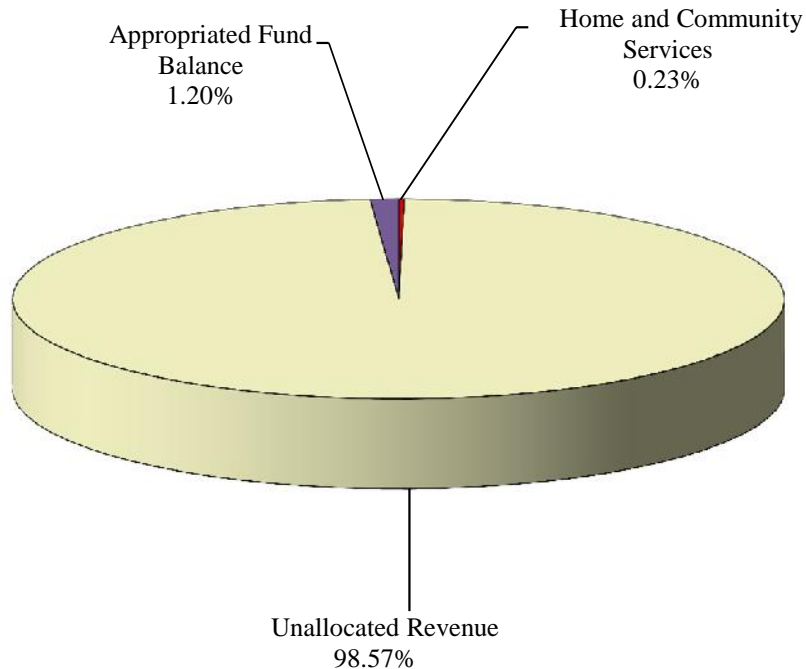
Town of Huntington
Consolidated Refuse Fund-By Function
For Fiscal Years Ending December 31, 2017

	Actual 2015	Revised 2016	Projected 2016	Budget 2017
Funding Sources:				
Program revenue and debt proceeds:				
Home and Community Services	131,688	58,698	48,698	58,698
Interfund Service Charges	21,133	-	-	
Unallocated Revenue	24,180,275	24,283,029	24,283,029	24,691,261
Appropriated Fund Balance	-	415,000	415,000	300,000
Total Funding Sources	\$ 24,333,096	\$ 24,756,727	\$ 24,746,727	\$ 25,049,959
Funding Uses:				
Program Expenditures:				
General Government	\$ 90,641	\$ 227,794	\$ 118,000	\$ 106,000
Home and Community Services	21,379,533	22,281,256	22,330,530	22,582,998
Debt Service Transfers	175,969	198,000	198,000	218,000
Interfund Transfers	1,889,409	2,066,310	2,066,310	2,142,961
Total Funding Uses	\$ 23,535,552	\$ 24,773,360	\$ 24,712,840	\$ 25,049,959

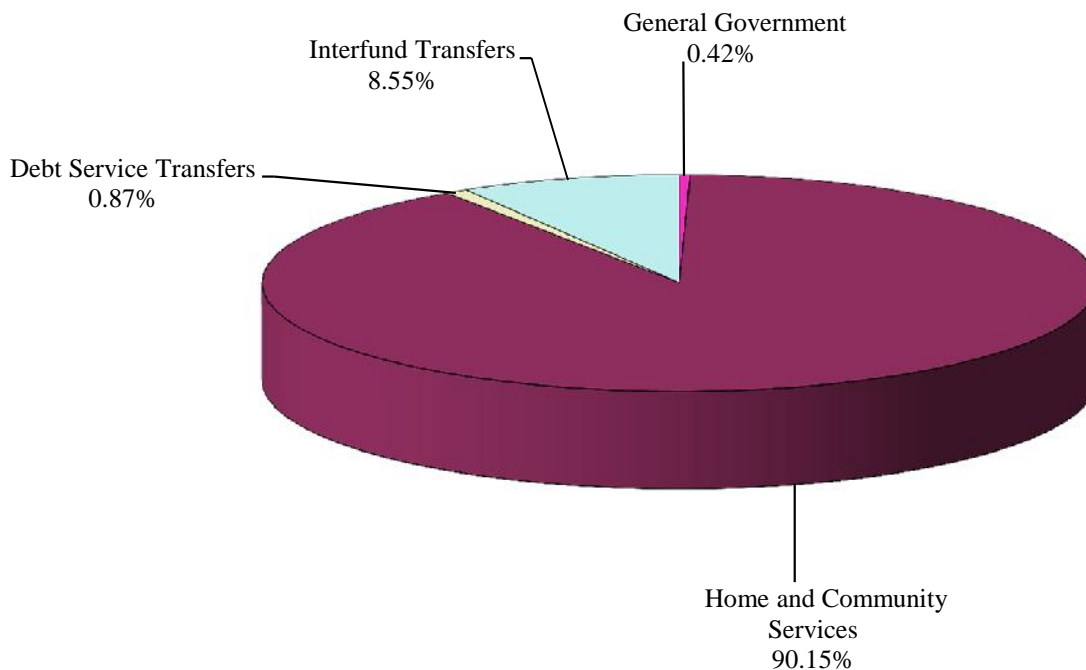
1. The Budget 2016 column includes prior year encumbrances funded by the Reserve for Encumbrances.

**Town of Huntington
Consolidated Refuse Fund-By Function
For Fiscal Years Ending December 31, 2017**

2017 PROGRAM REVENUE



2017 PROGRAM EXPENDITURES



Town of Huntington
Consolidated Refuse Fund-By Object and Source
For Fiscal Years Ending December 31, 2017

	Actual 2015	Revised 2016	Projected 2016	Budget 2017
Funding Sources:				
Revenues and debt proceeds:				
Property Taxes	\$ 24,034,328	\$ 24,160,829	\$ 24,160,829	\$ 24,570,261
Other real property tax items	240	1,000	1,000	1,000
Departmental Income	8,595	9,040	9,040	9,040
Intergovernmental charges	9,933	9,658	9,658	9,658
Use of money and property	51,394	71,200	71,200	70,000
Sale of property and compensation for loss	113,159	40,000	30,000	40,000
Miscellaneous	94,313	50,000	50,000	50,000
Interfund Transfers	21,134	-	-	-
Appropriated Fund Balance	-	415,000	415,000	300,000
Total Funding Sources	\$ 24,333,096	\$ 24,756,727	\$ 24,746,727	\$ 25,049,959

Funding Uses:

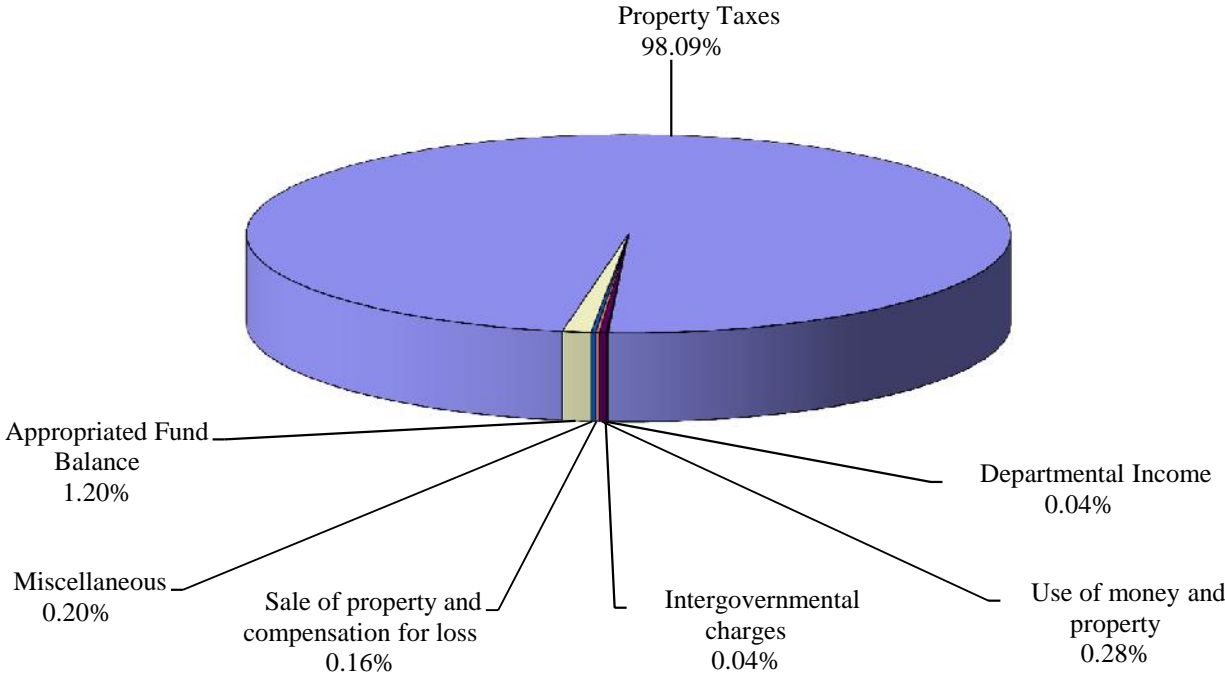
Expenditures:

Salary and wages	\$ 3,721,160	\$ 3,878,100	\$ 3,752,838	\$ 3,827,749
Employee benefits and taxes	2,779,894	2,792,931	2,899,757	2,940,647
Contractual, Materials and Supplies	14,969,119	15,817,148	15,775,064	15,920,602
Debt Principal	129,963	147,190	147,190	165,000
Debt Interest	46,007	50,810	50,810	53,000
Fixed Assets	-	20,871	20,871	-
Interfund Transfers	1,889,409	2,066,310	2,066,310	2,142,961
Total Funding Uses	\$ 23,535,552	\$ 24,773,360	\$ 24,712,840	\$ 25,049,959

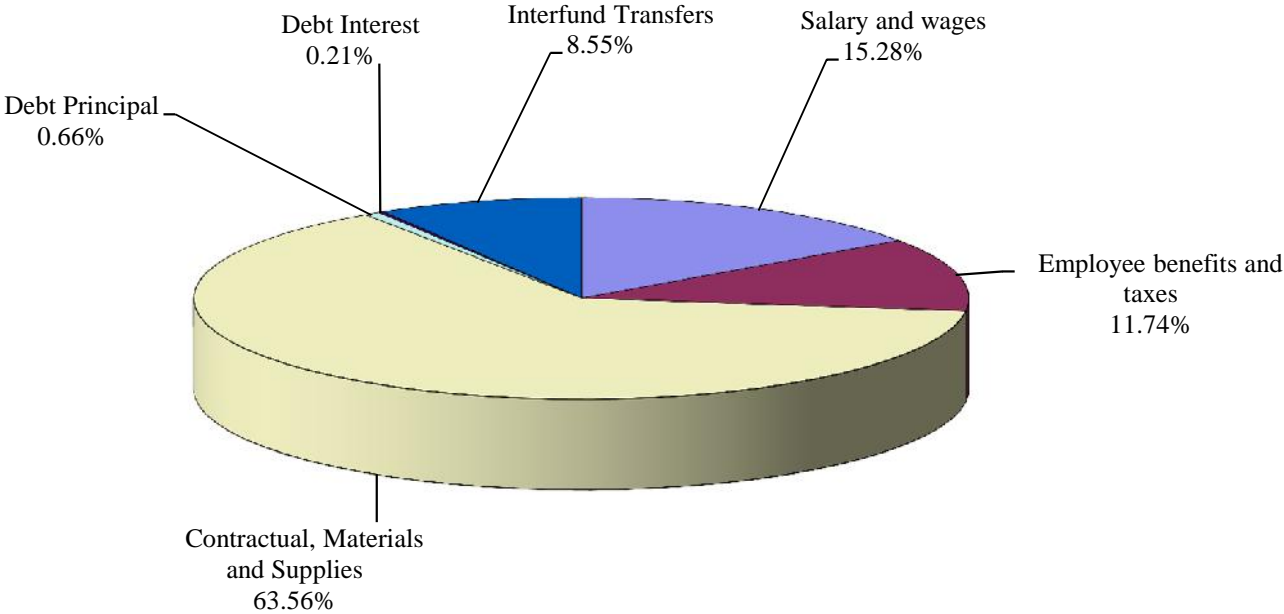
1. The Budget 2016 column includes prior year encumbrances funded by the Reserve for Encumbrances.

**Town of Huntington
Consolidated Refuse Fund-By Object and Source
For Fiscal Years Ending December 31, 2017**

2017 REVENUE BY SOURCE



2017 EXPENDITURES BY OBJECT



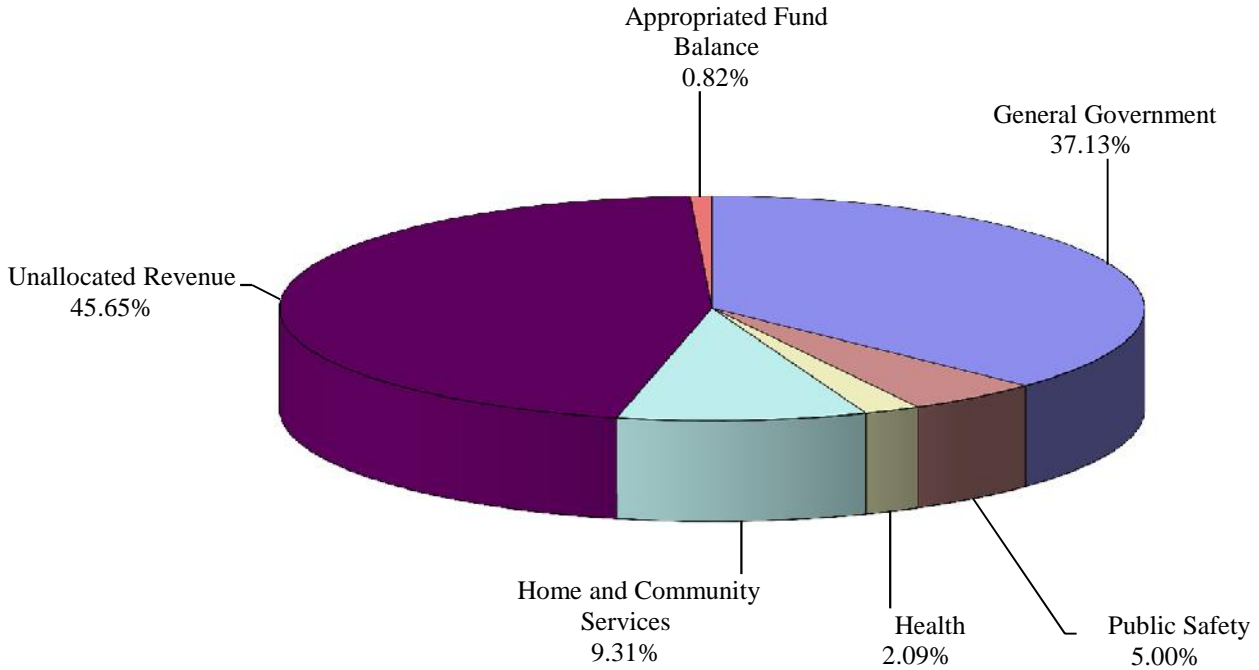
Town of Huntington
Part Town Fund-By Function
For Fiscal Years Ending December 31, 2017

	Actual 2015	Revised 2016	Projected 2016	Budget 2017
Funding Sources:				
Program revenue and debt proceeds:				
General Government	\$ 4,130,595	\$ 4,187,000	\$ 4,184,000	\$ 4,082,000
Public Safety	546,211	500,000	500,000	550,000
Health	227,660	220,000	220,000	230,000
Home and Community Services	1,237,855	1,013,000	1,009,000	1,023,000
Unallocated Revenue	4,598,419	4,758,717	4,558,867	5,018,654
Appropriated Fund Balance	-	144,000	144,000	90,000
Total Funding Sources	\$ 10,740,740	\$ 10,822,717	\$ 10,615,867	\$ 10,993,654
Funding Uses:				
Program Expenditures:				
General Government	\$ 3,080,698	\$ 3,254,750	\$ 3,118,293	\$ 3,213,159
Public Safety	3,450,489	3,613,705	3,592,453	3,778,692
Health	292,815	253,542	245,221	264,380
Home and Community Services	3,535,121	3,611,208	3,489,913	3,532,423
Debt Service Transfers	156,429	189,600	189,600	205,000
Interfund Transfers	26,300	-	-	-
Total Funding Uses	\$ 10,541,852	\$ 10,922,805	\$ 10,635,480	\$ 10,993,654

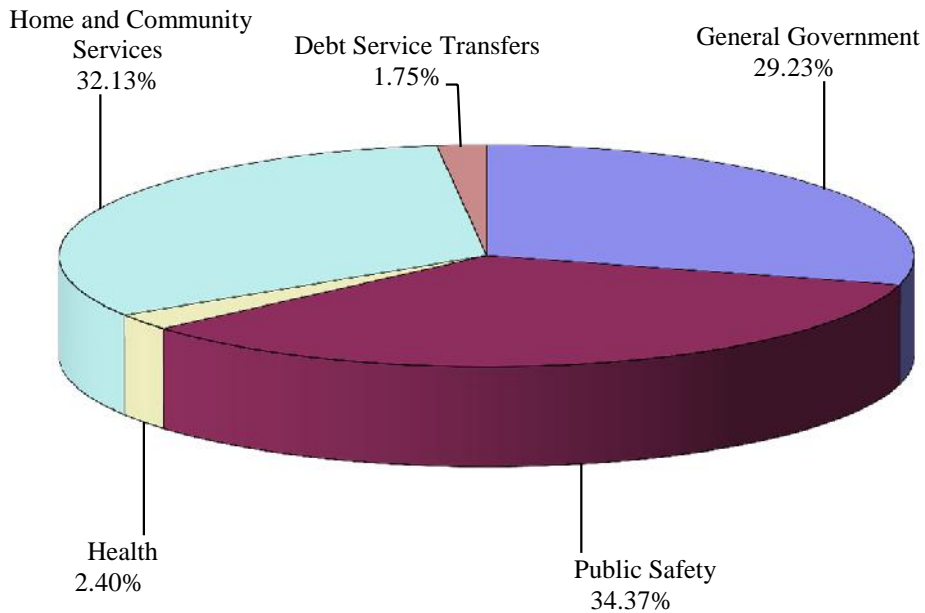
1. The Budget 2016 column includes prior year encumbrances funded by the Reserve for Encumbrances.

**Town of Huntington
Part Town Fund-By Function
For Fiscal Years Ending December 31, 2017**

2017 PROGRAM REVENUE



2017 PROGRAM EXPENDITURES



Town of Huntington
Part Town Fund-By Object and Source
For Fiscal Years Ending December 31, 2017

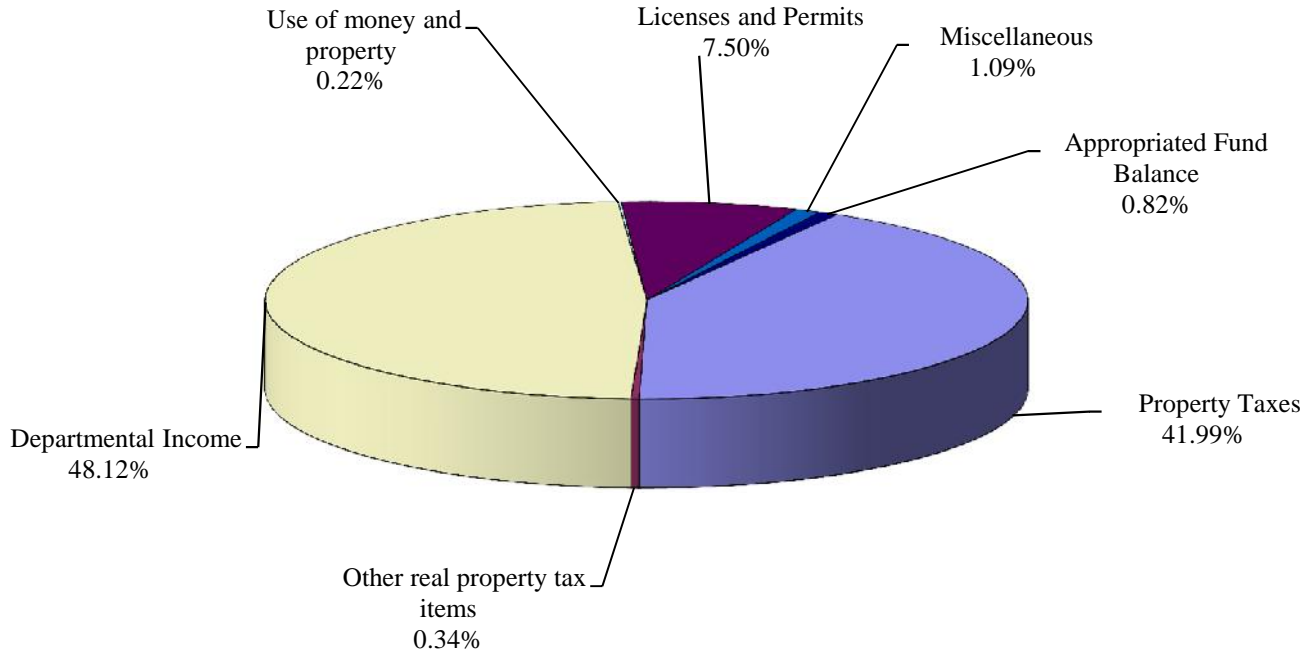
	Actual 2015	Revised 2016	Projected 2016	Budget 2017
Funding Sources:				
Revenues and debt proceeds:				
Property Taxes	\$ 4,195,795	\$ 4,266,967	\$ 4,266,967	\$ 4,616,154
Other real property tax items	15,383	37,000	17,000	37,000
Departmental Income	5,284,859	5,270,500	5,162,500	5,290,500
Use of money and property	17,312	23,000	24,400	15,000
Licenses and Permits	963,883	790,000	771,000	825,000
Sale of property and compensation for loss	44	-	-	-
Miscellaneous	257,896	291,250	230,000	120,000
Federal Aid	5,568	-	-	-
Appropriated Fund Balance	-	144,000	144,000	90,000
Total Funding Sources	\$ 10,740,740	\$ 10,822,717	\$ 10,615,867	\$ 10,993,654

Funding Uses:				
Expenditures:				
Salary and wages	\$ 5,867,439	\$ 5,763,932	\$ 5,771,682	\$ 5,668,974
Employee benefits and taxes	3,918,294	4,262,083	4,049,708	4,535,120
Contractual, Materials and Supplies	571,669	703,440	623,990	580,810
Debt Principal	112,108	134,200	134,200	150,000
Debt Interest	44,321	55,400	55,400	55,000
Fixed Assets	1,721	3,750	500	3,750
Interfund Transfers	26,300	-	-	-
Total Funding Uses	\$ 10,541,852	\$ 10,922,805	\$ 10,635,480	\$ 10,993,654

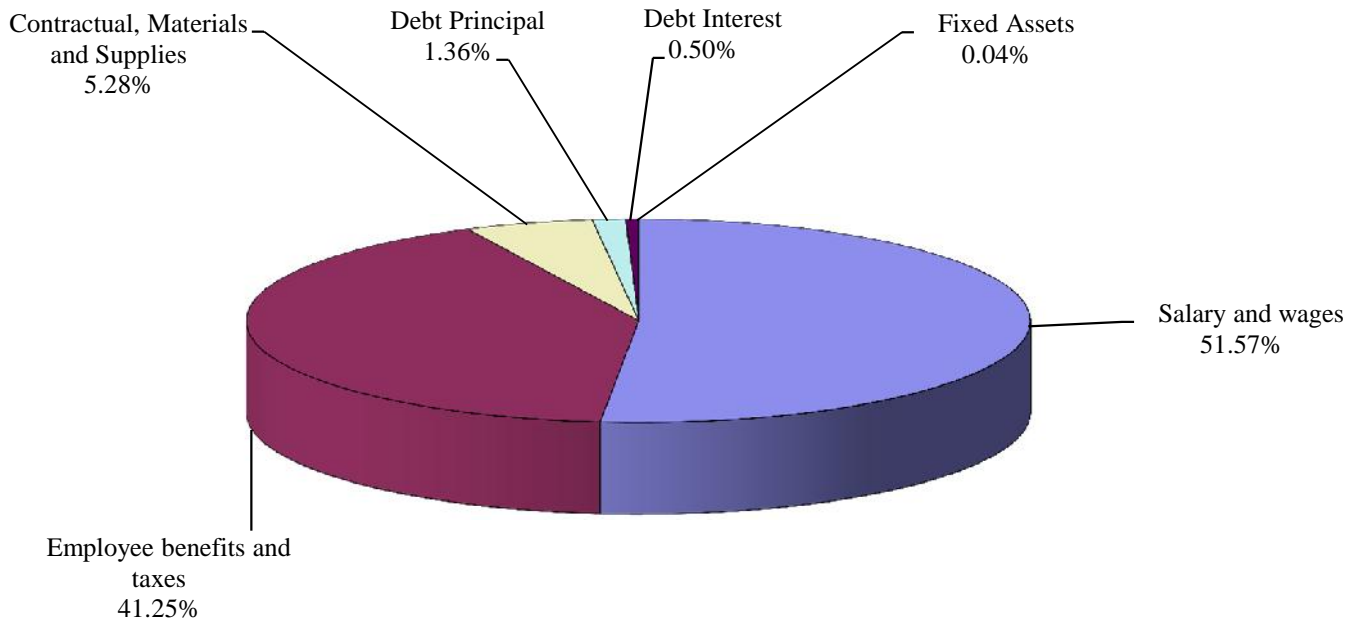
1. The Budget 2016 column includes prior year encumbrances funded by the Reserve for Encumbrances.

Town of Huntington
Part Town Fund-By Object and Source
For Fiscal Years Ending December 31, 2017

2017 REVENUE BY SOURCE



2017 EXPENDITURES BY OBJECT



Town of Huntington
Business Improvement District Fund-By Function
For Fiscal Years Ending December 31, 2017

Actual 2015	Revised 2016	Projected 2016	Budget 2017
------------------------	-------------------------	---------------------------	------------------------

Funding Sources:

Program revenue and debt proceeds:

Unallocated Revenue	\$	186,500	\$	186,505	\$	186,505	\$	186,505
Total Funding Sources	\$	186,500	\$	186,505	\$	186,505	\$	186,505

Funding Uses:

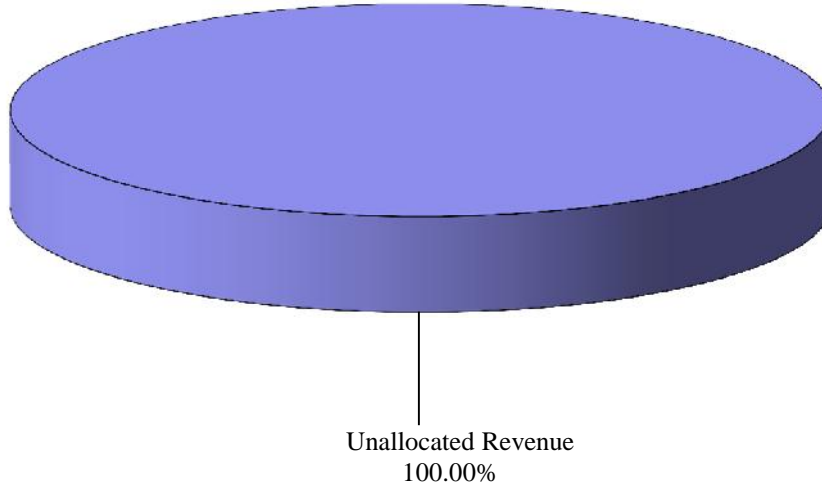
Program Expenditures:

Home and Community Services	\$	186,500	\$	186,505	\$	186,505	\$	186,505
Total Funding Uses	\$	186,500	\$	186,505	\$	186,505	\$	186,505

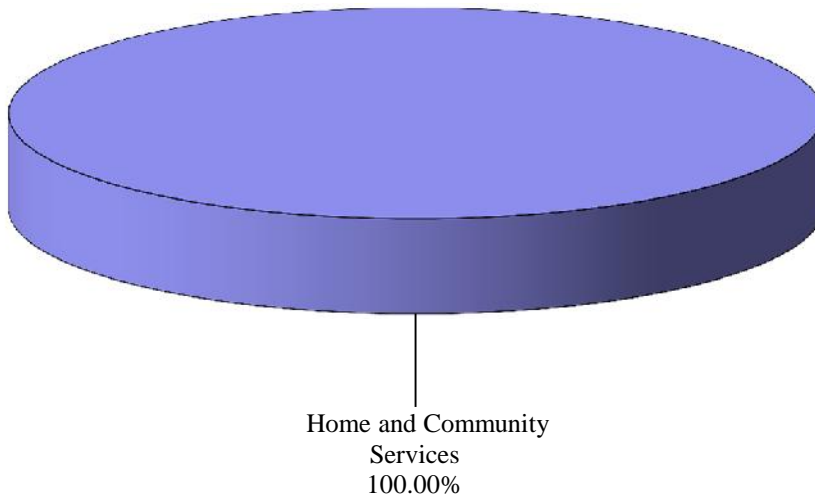
1. The Budget 2016 column includes prior year encumbrances funded by the Reserve for Encumbrances.

Town of Huntington
Business Improvement District Fund-By Function
For Fiscal Years Ending December 31, 2017

2017 PROGRAM REVENUE



2017 PROGRAM EXPENDITURES



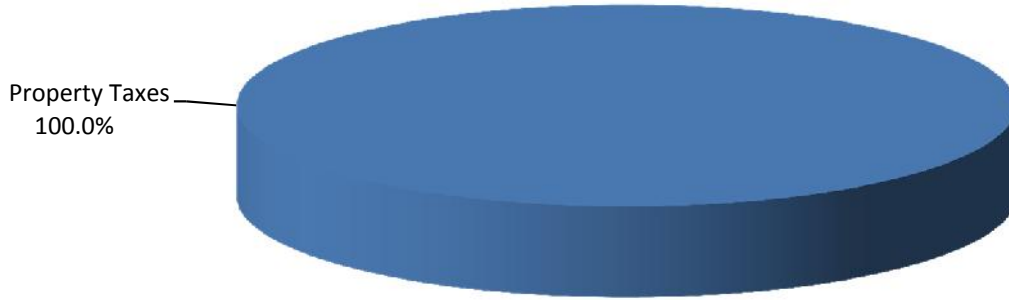
Town of Huntington
Business Improvement District Fund-By Object and Source
For Fiscal Years Ending December 31, 2017

	Actual 2015	Revised 2016	Projected 2016	Budget 2017
Funding Sources:				
Revenues and debt proceeds:				
Property Taxes	\$ 186,500	\$ 186,500	\$ 186,500	\$ 186,500
Other real property tax items	-	5	5	5
Total Funding Sources	\$ 186,500	\$ 186,505	\$ 186,505	\$ 186,505
Funding Uses:				
Expenditures:				
Contractual, Materials and Supplies	\$ 186,500	\$ 186,505	\$ 186,505	\$ 186,505
Total Funding Uses	\$ 186,500	\$ 186,505	\$ 186,505	\$ 186,505

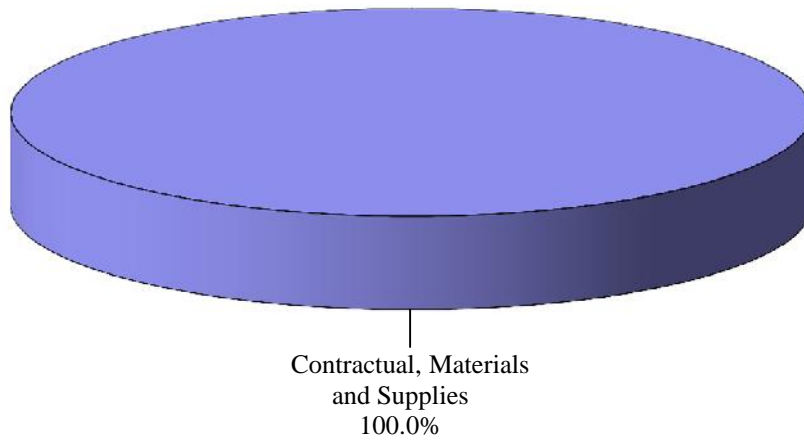
1. The Budget 2016 column includes prior year encumbrances funded by the Reserve for Encumbrances.

Town of Huntington
Business Improvement District Fund-By Object and Source
For Fiscal Years Ending December 31, 2017

2017 REVENUE BY SOURCE



2017 EXPENDITURES BY OBJECT



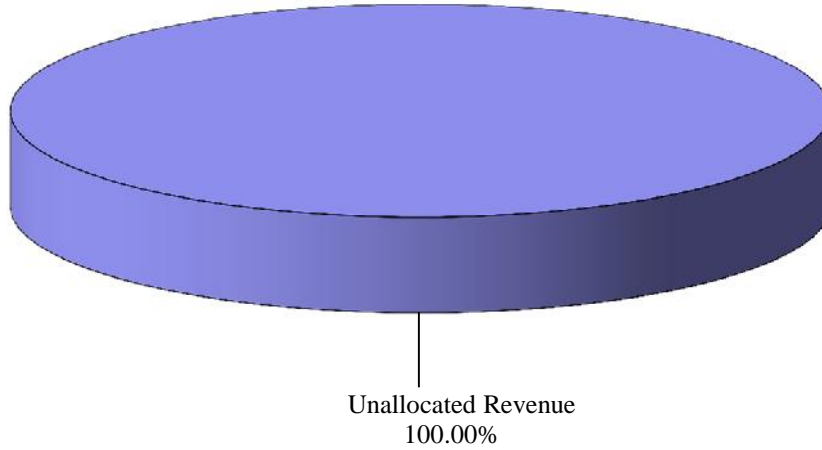
Town of Huntington
Fire Protection Fund-By Function
For Fiscal Years Ending December 31, 2017

	Actual 2015	Revised 2016	Projected 2016	Budget 2017
Funding Sources:				
Program revenue and debt proceeds:				
Unallocated Revenue	\$ 1,532,795	\$ 1,577,553	\$ 1,577,553	\$ 1,579,370
Total Funding Sources	\$ 1,532,795	\$ 1,577,553	\$ 1,577,553	\$ 1,579,370
Funding Uses:				
Program Expenditures:				
Public Safety	1,467,377	1,480,051	1,480,051	1,480,051
Interfund Transfers	89,054	97,502	97,502	99,319
Total Funding Uses	\$ 1,556,431	\$ 1,577,553	\$ 1,577,553	\$ 1,579,370

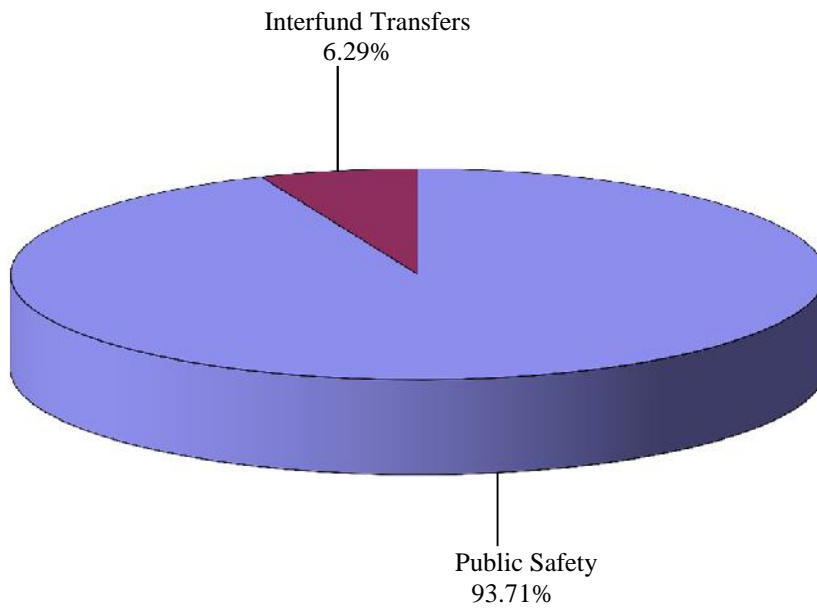
1. The Budget 2016 column includes prior year encumbrances funded by the Reserve for Encumbrances.

**Town of Huntington
Fire Protection Fund-By Function
For Fiscal Years Ending December 31, 2017**

2017 PROGRAM REVENUE



2017 PROGRAM EXPENDITURES



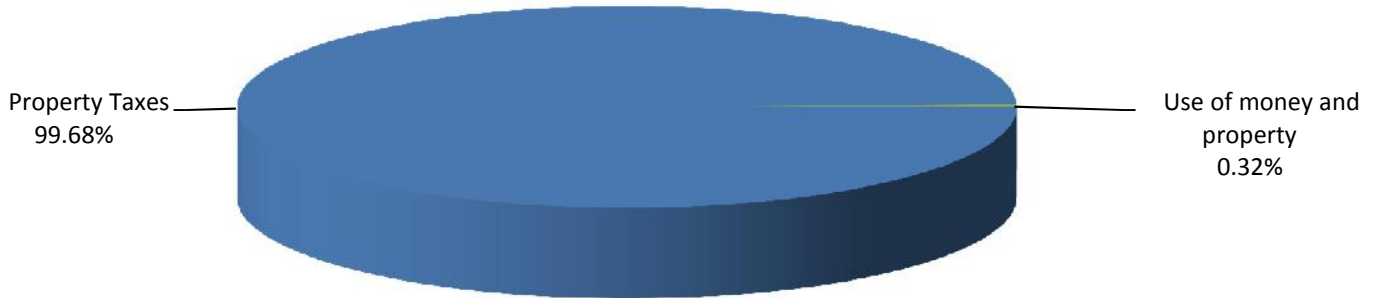
Town of Huntington
Fire Protection Fund-By Object and Source
For Fiscal Years Ending December 31, 2017

	Actual 2015	Revised 2016	Projected 2016	Budget 2017
Funding Sources:				
Revenues and debt proceeds:				
Property Taxes	\$ 1,531,543	\$ 1,572,553	\$ 1,572,553	\$ 1,574,370
Other real property tax items	15	-	-	-
Use of money and property	1,237	5,000	5,000	5,000
Total Funding Sources	\$ 1,532,795	\$ 1,577,553	\$ 1,577,553	\$ 1,579,370
Funding Uses:				
Expenditures:				
Contractual, Materials and Supplies	\$ 1,467,377	\$ 1,480,051	\$ 1,480,051	\$ 1,480,051
Interfund Transfers	89,054	97,502	97,502	99,319
Total Funding Uses	\$ 1,556,431	\$ 1,577,553	\$ 1,577,553	\$ 1,579,370

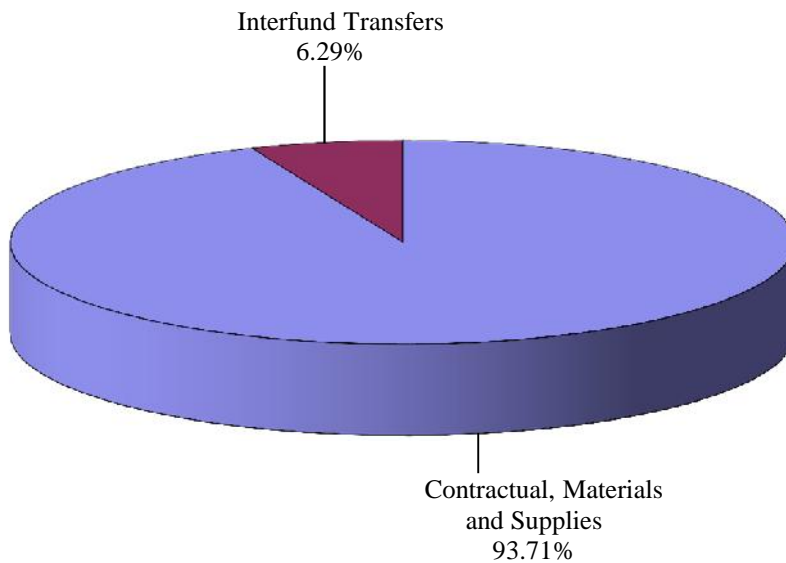
1. The Budget 2016 column includes prior year encumbrances funded by the Reserve for Encumbrances.

**Town of Huntington
Fire Protection Fund-By Object and Source
For Fiscal Years Ending December 31, 2017**

2017 REVENUE BY SOURCE



2017 EXPENDITURES BY OBJECT



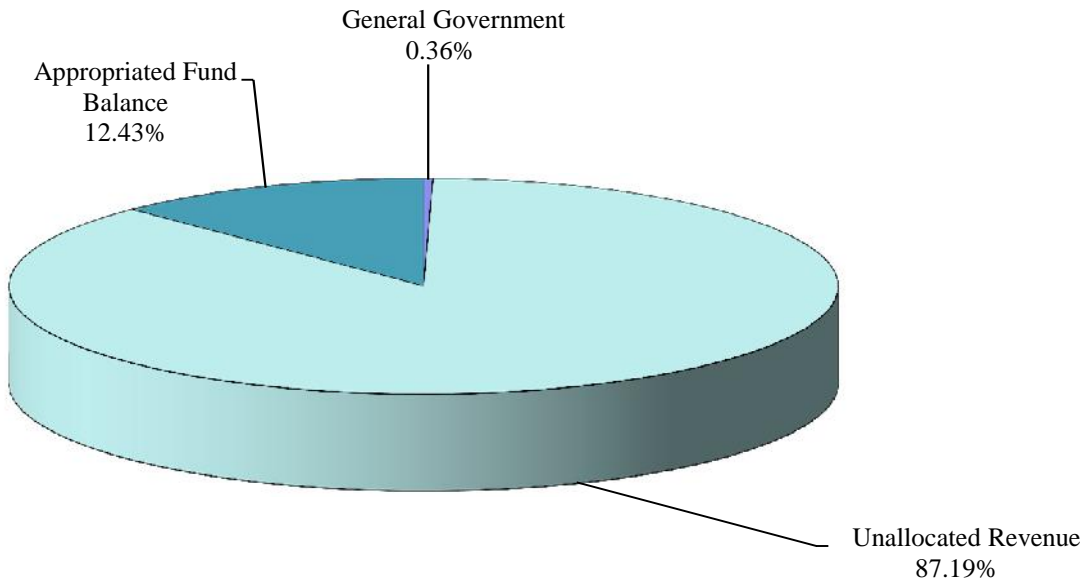
Town of Huntington
Street Lighting Fund-By Function
For Fiscal Years Ending December 31, 2017

	Actual 2015	Revised 2016	Projected 2016	Budget 2017
Funding Sources:				
Program revenue and debt proceeds:				
General Government	\$ 26,280	\$ 15,000	\$ 15,000	\$ 15,000
Transportation	3,063	-	-	-
Interfund Service Charges		369		
Unallocated Revenue	3,304,939	3,325,366	3,328,466	3,506,762
Appropriated Fund Balance	-	749,631	750,000	500,000
Total Funding Sources	\$ 3,334,282	\$ 4,090,366	\$ 4,093,466	\$ 4,021,762
Funding Uses:				
Program Expenditures:				
General Government	\$ 14,740	\$ 15,287	\$ 15,287	\$ 17,000
Transportation	3,345,352	3,571,974	3,481,636	3,393,601
Debt Service Transfers	11,235	11,300	11,300	11,650
Interfund Transfers	451,064	548,867	548,867	599,511
Total Funding Uses	\$ 3,822,391	\$ 4,147,428	\$ 4,057,090	\$ 4,021,762

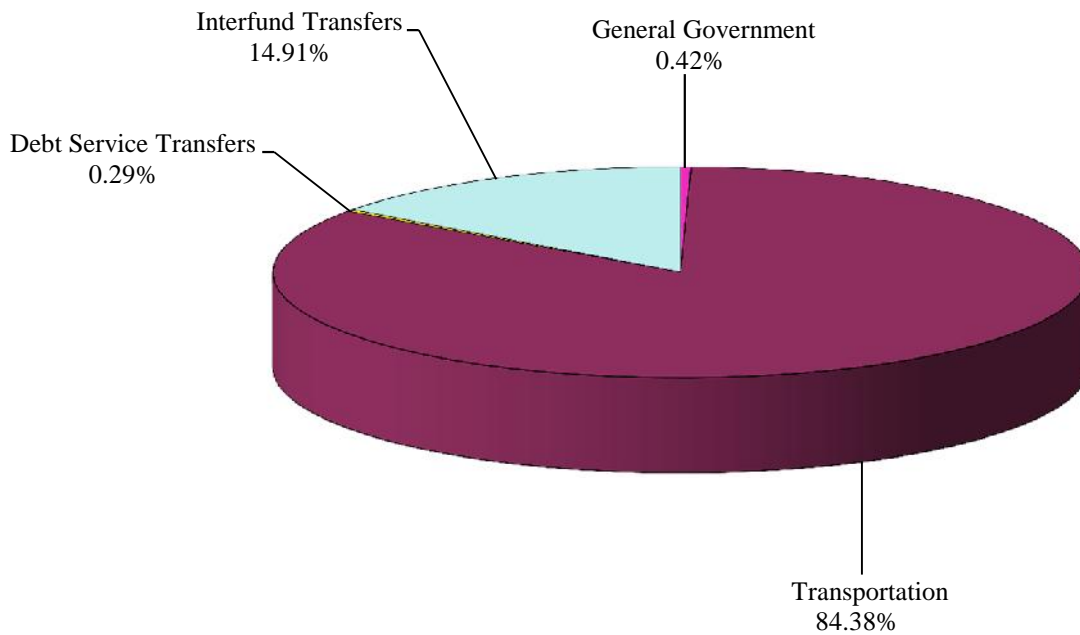
1. The Budget 2016 column includes prior year encumbrances funded by the Reserve for Encumbrances.

Town of Huntington
Street Lighting Fund-By Function
For Fiscal Years Ending December 31, 2017

2017 PROGRAM REVENUE



2017 PROGRAM EXPENDITURES



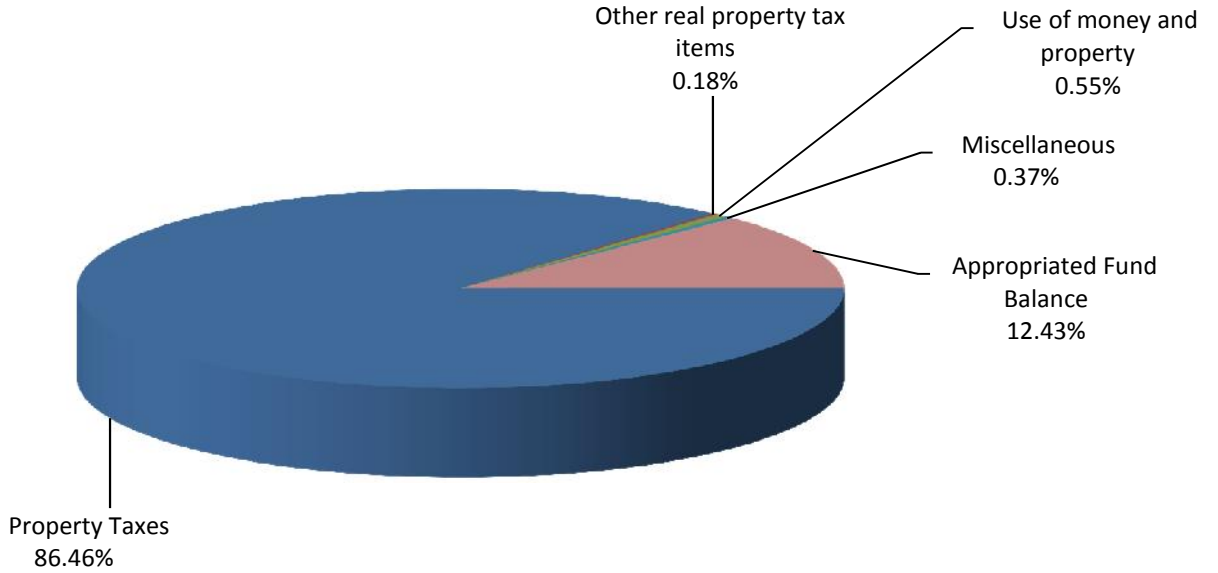
Town of Huntington
Street Lighting Fund-By Object and Source
For Fiscal Years Ending December 31, 2017

	Actual 2015	Revised 2016	Projected 2016	Budget 2017
Funding Sources:				
Revenues and debt proceeds:				
Property Taxes	\$ 3,281,315	\$ 3,295,166	\$ 3,295,166	\$ 3,477,062
Other real property tax items	7,157	7,700	7,700	7,700
Use of money and property	16,467	22,500	15,100	22,000
Sale of property and compensation for loss			10,500	
Miscellaneous	26,280	15,000	15,000	15,000
Federal Aid	3,063	-	-	
Interfund Revenues	-	369	-	
Appropriated Fund Balance	-	749,631	750,000	500,000
Total Funding Sources	\$ 3,334,282	\$ 4,090,366	\$ 4,093,466	\$ 4,021,762
Funding Uses:				
Expenditures:				
Salary and wages	\$ 866,471	\$ 747,394	\$ 748,494	\$ 751,366
Employee benefits and taxes	656,164	601,768	617,268	622,485
Contractual, Materials and Supplies	1,391,204	1,681,490	1,577,052	1,527,750
Debt Principal	8,537	8,900	8,900	9,250
Debt Interest	2,698	2,400	2,400	2,400
Fixed Assets	446,253	556,609	554,109	509,000
Interfund Transfers	451,064	548,867	548,867	599,511
Total Funding Uses	\$ 3,822,391	\$ 4,147,428	\$ 4,057,090	\$ 4,021,762

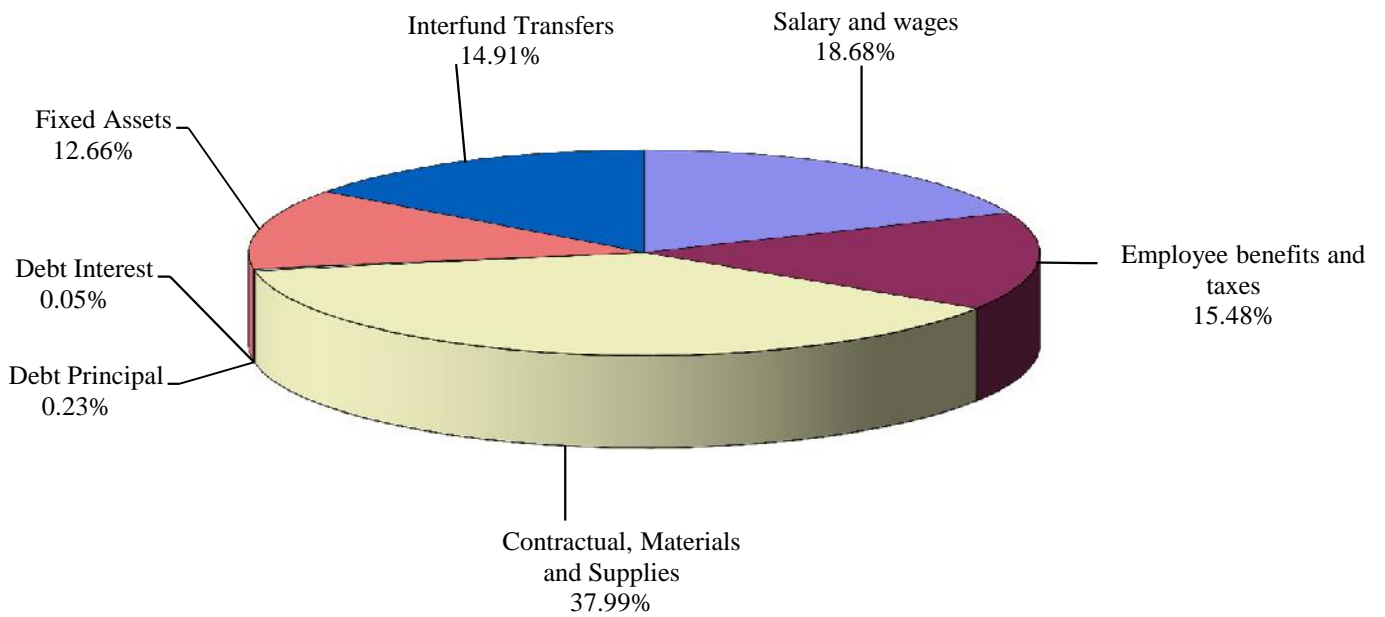
1. The Budget 2016 column includes prior year encumbrances funded by the Reserve for Encumbrances.

**Town of Huntington
Street Lighting Fund-By Object and Source
For Fiscal Years Ending December 31, 2017**

2017 REVENUE BY SOURCE



2017 EXPENDITURES BY OBJECT



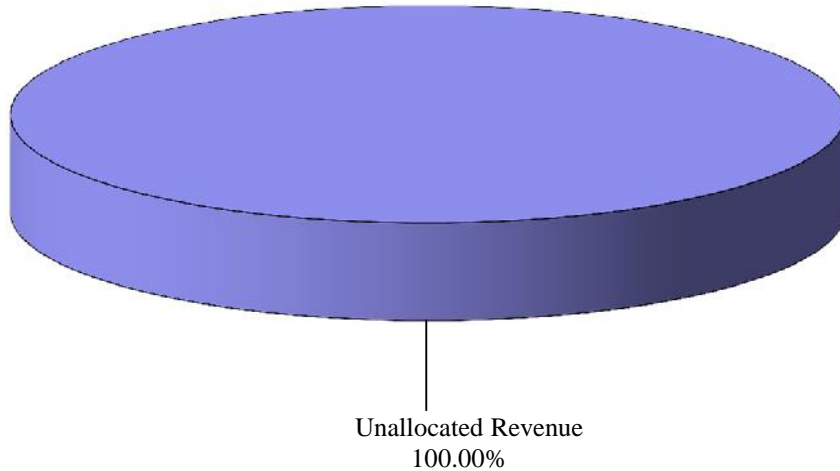
Town of Huntington
Commack Ambulance Fund-By Function
For Fiscal Years Ending December 31, 2017

	Actual 2015	Revised 2016	Projected 2016	Budget 2017
Funding Sources:				
Program revenue and debt proceeds:				
Unallocated Revenue	\$ 588,601	\$ 449,746	\$ 449,746	\$ 477,489
Total Funding Sources	\$ 588,601	\$ 449,746	\$ 449,746	\$ 477,489
Funding Uses:				
Program Expenditures:				
Health	\$ 550,845	\$ 415,838	\$ 415,838	\$ 438,838
Interfund Transfers	33,333	36,408	36,408	38,651
Total Funding Uses	\$ 584,178	\$ 452,246	\$ 452,246	\$ 477,489

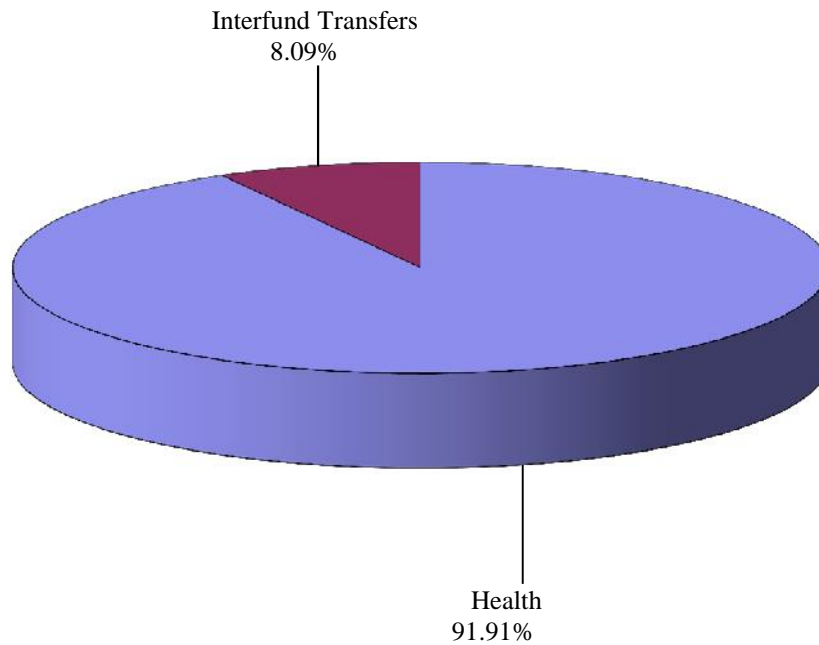
1. The Budget 2016 column includes prior year encumbrances funded by the Reserve for Encumbrances.

**Town of Huntington
Commack Ambulance Fund-By Function
For Fiscal Years Ending December 31, 2017**

2017 PROGRAM REVENUE



2017 PROGRAM EXPENDITURES



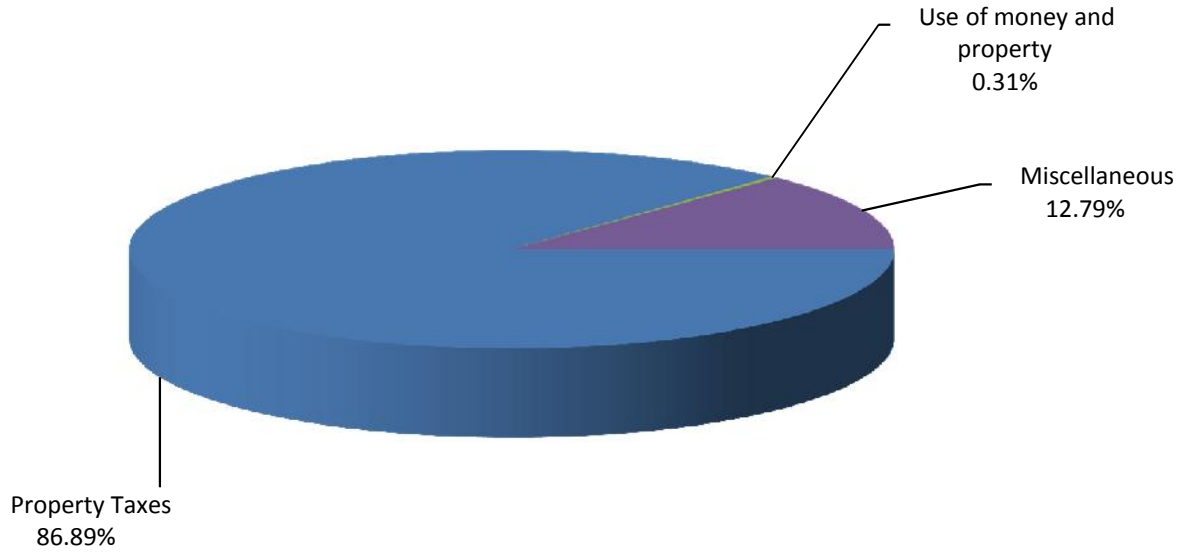
Town of Huntington
Commack Ambulance-By Object and Source
For Fiscal Years Ending December 31, 2017

	Actual 2015	Revised 2016	Projected 2016	Budget 2017
Funding Sources:				
Revenues and debt proceeds:				
Property Taxes	\$ 548,871	\$ 401,946	\$ 401,946	\$ 414,904
Other real property tax items	1,151	-	-	-
Use of money and property	316	1,500	1,500	1,500
Miscellaneous	38,263	46,300	46,300	61,085
Appropriated Fund Balance	-	2,500	2,500	-
Total Funding Sources	\$ 588,601	\$ 452,246	\$ 452,246	\$ 477,489
Funding Uses:				
Expenditures:				
Employee benefits and taxes	\$ 59,507	\$ 72,000	\$ 72,000	\$ 95,000
Contractual, Materials and Supplies	491,338	343,838	343,838	343,838
Interfund Transfers	33,333	36,408	36,408	38,651
Total Funding Uses	\$ 584,178	\$ 452,246	\$ 452,246	\$ 477,489

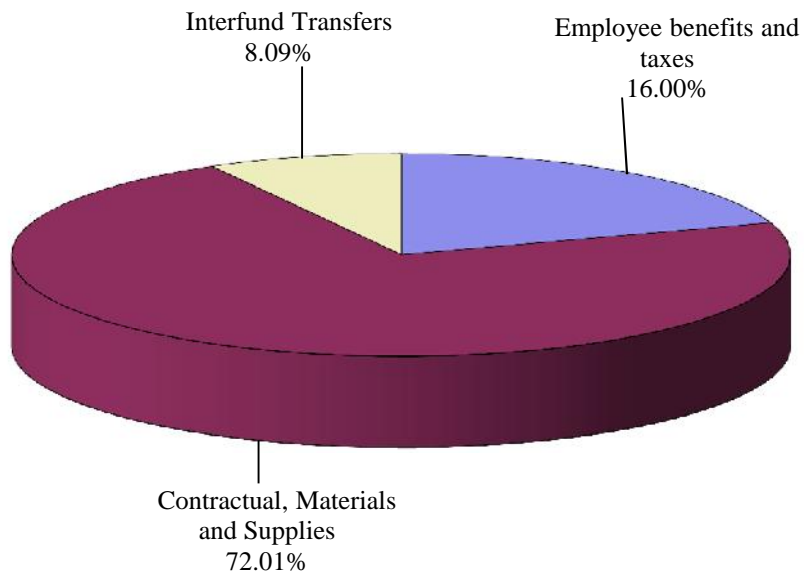
1. The Budget 2016 column includes prior year encumbrances funded by the Reserve for Encumbrances.

**Town of Huntington
Commack Ambulance-By Object and Source
For Fiscal Years Ending December 31, 2017**

2017 REVENUE BY SOURCE



2017 EXPENDITURES BY OBJECT



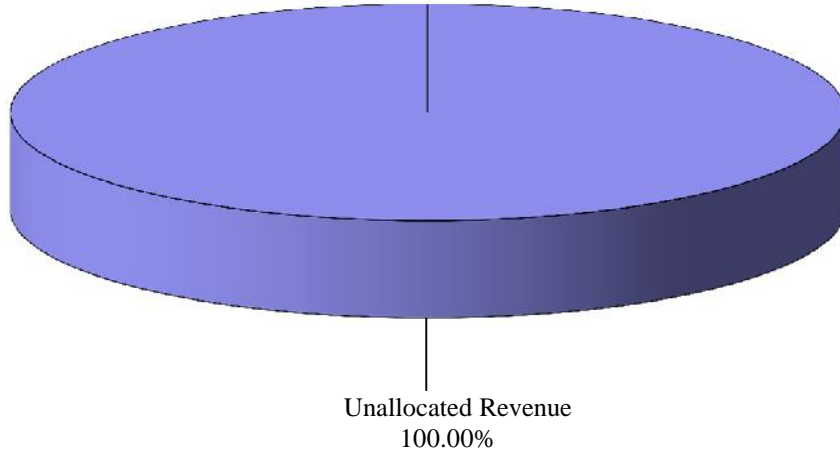
Town of Huntington
Huntington Ambulance Fund-By Function
For Fiscal Years Ending December 31, 2017

	Actual 2015	Revised 2016	Projected 2016	Budget 2017
Funding Sources:				
Program revenue and debt proceeds:				
Unallocated Revenue	\$ 2,374,534	\$ 2,184,822	\$ 2,184,822	\$ 856,535
Appropriated Fund Balance	-	2,500	2,500	-
Total Funding Sources	\$ 2,374,534	\$ 2,187,322	\$ 2,187,322	\$ 856,535
Funding Uses:				
Program Expenditures:				
Health	\$ 2,245,003	\$ 2,037,503	\$ 2,037,503	\$ 702,500
Interfund Transfers	134,720	149,819	149,819	154,035
Total Funding Uses	\$ 2,379,723	\$ 2,187,322	\$ 2,187,322	\$ 856,535

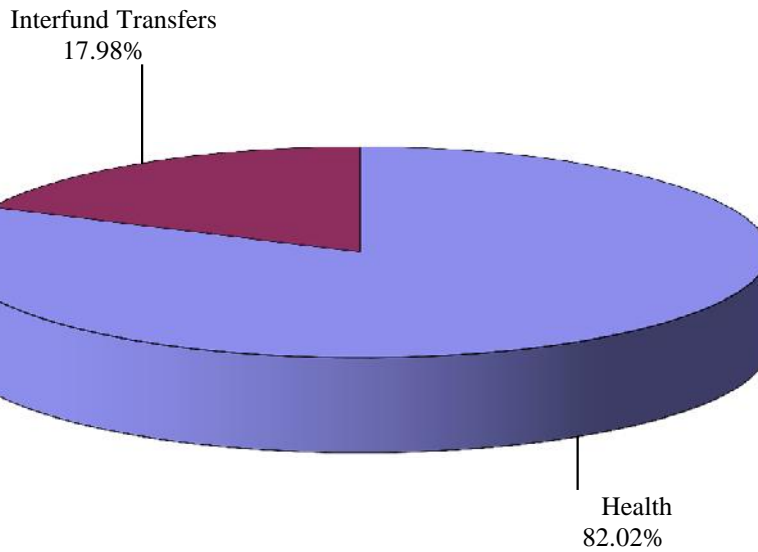
1. The Budget 2016 column includes prior year encumbrances funded by the Reserve for Encumbrances.

Town of Huntington
Huntington Ambulance Fund-By Function
For Fiscal Years Ending December 31, 2017

2017 PROGRAM REVENUE



2017 PROGRAM EXPENDITURES



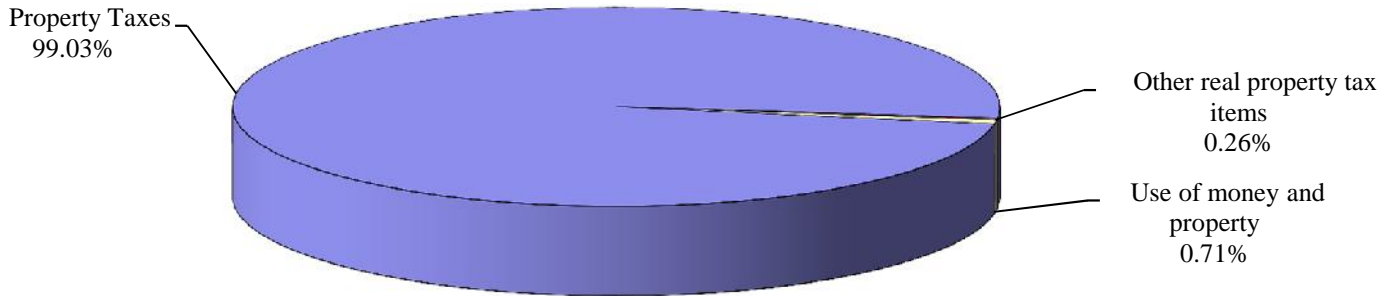
Town of Huntington
Huntington Ambulance Fund-By Object and Source
For Fiscal Years Ending December 31, 2017

	Actual 2015	Revised 2016	Projected 2016	Budget 2017
Funding Sources:				
Revenues and debt proceeds:				
Property Taxes	\$ 2,371,423	\$ 2,176,522	\$ 2,176,522	\$ 848,235
Other real property tax items	2,103	2,200	2,200	2,200
Use of money and property	1,008	6,100	6,100	6,100
Appropriated Fund Balance	-	2,500	2,500	-
Total Funding Sources	\$ 2,374,534	\$ 2,187,322	\$ 2,187,322	\$ 856,535
Funding Uses:				
Expenditures:				
Employee benefits and taxes	\$ 380,000	\$ 450,000	\$ 450,000	\$ 500,000
Contractual, Materials and Supplies	1,865,003	1,587,503	1,587,503	202,500
Interfund Transfers	134,720	149,819	149,819	154,035
Total Funding Uses	\$ 2,379,723	\$ 2,187,322	\$ 2,187,322	\$ 856,535

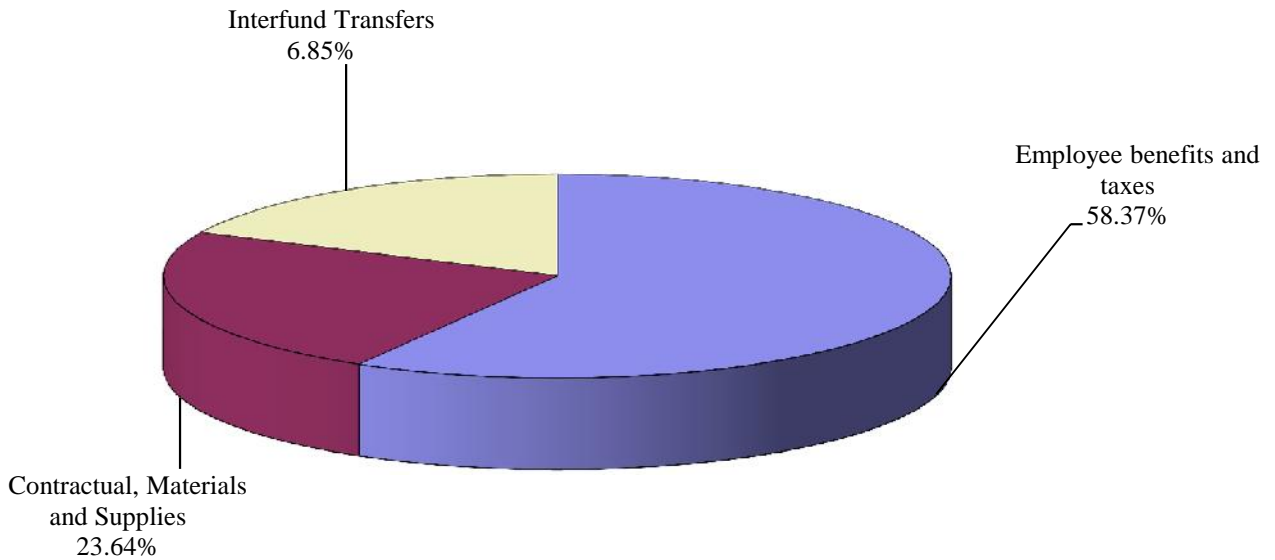
1. The Budget 2016 column includes prior year encumbrances funded by the Reserve for Encumbrances.

Town of Huntington
Huntington Ambulance Fund-By Object and Source
For Fiscal Years Ending December 31, 2017

2017 REVENUE BY SOURCE



2017 EXPENDITURES BY OBJECT



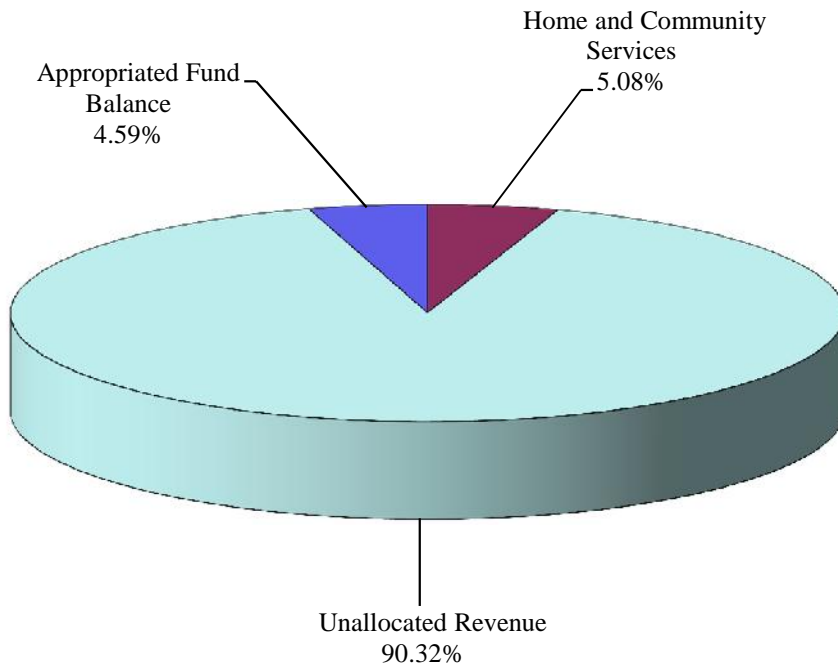
Town of Huntington
Huntington Sewer Fund-By Function
For Fiscal Years Ending December 31, 2017

	Actual 2015	Revised 2016	Projected 2016	Budget 2017
Funding Sources:				
Program revenue and debt proceeds:				
General Government	\$ 4,882	\$ -	\$ -	\$ -
Home and Community Services	608,753	276,600	286,000	276,600
Interfund Service Charges	300	-	-	-
Unallocated Revenue	5,132,253	4,815,759	4,826,259	4,915,800
Appropriated Fund Balance	-	455,000	455,000	250,000
Total Funding Sources	\$ 5,746,188	\$ 5,547,359	\$ 5,567,259	\$ 5,442,400
Funding Uses:				
Program Expenditures:				
General Government	\$ 18,610	\$ 60,235	\$ 37,575	\$ 23,500
Home and Community Services	3,752,284	3,822,897	3,690,369	3,843,731
Debt Service Transfers	844,989	787,750	787,750	785,000
Interfund Transfers	1,166,070	926,035	926,035	790,169
Total Funding Uses	\$ 5,781,953	\$ 5,596,917	\$ 5,441,729	\$ 5,442,400

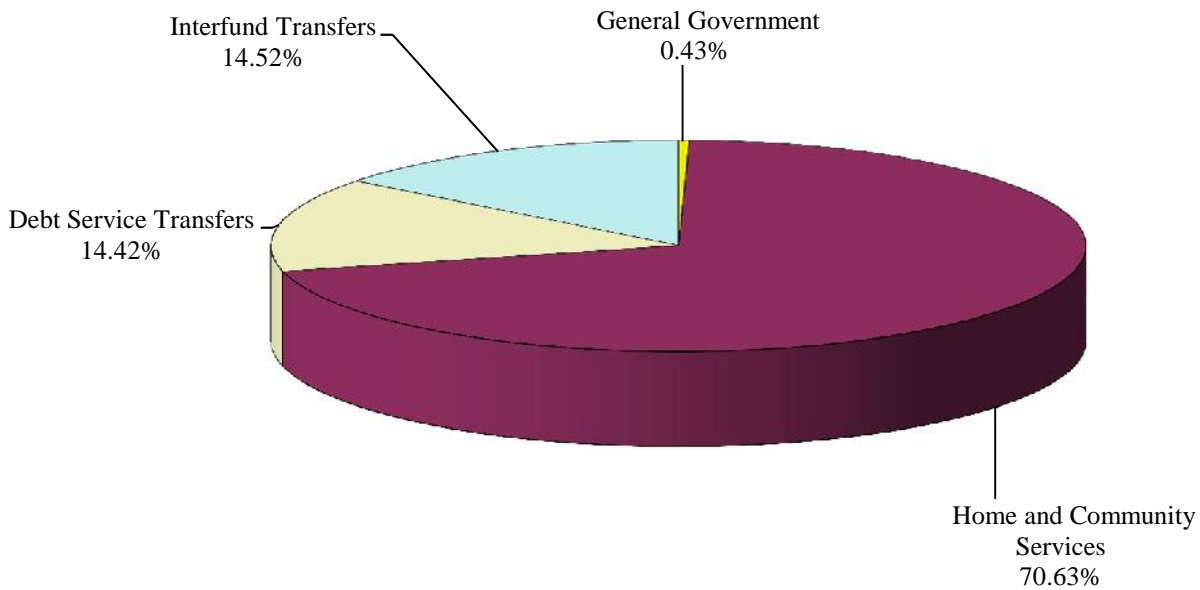
1. The Budget 2016 column includes prior year encumbrances funded by the Reserve for Encumbrances.

Town of Huntington
Huntington Sewer Fund-By Function
For Fiscal Years Ending December 31, 2017

2017 PROGRAM REVENUE



2017 PROGRAM EXPENDITURES



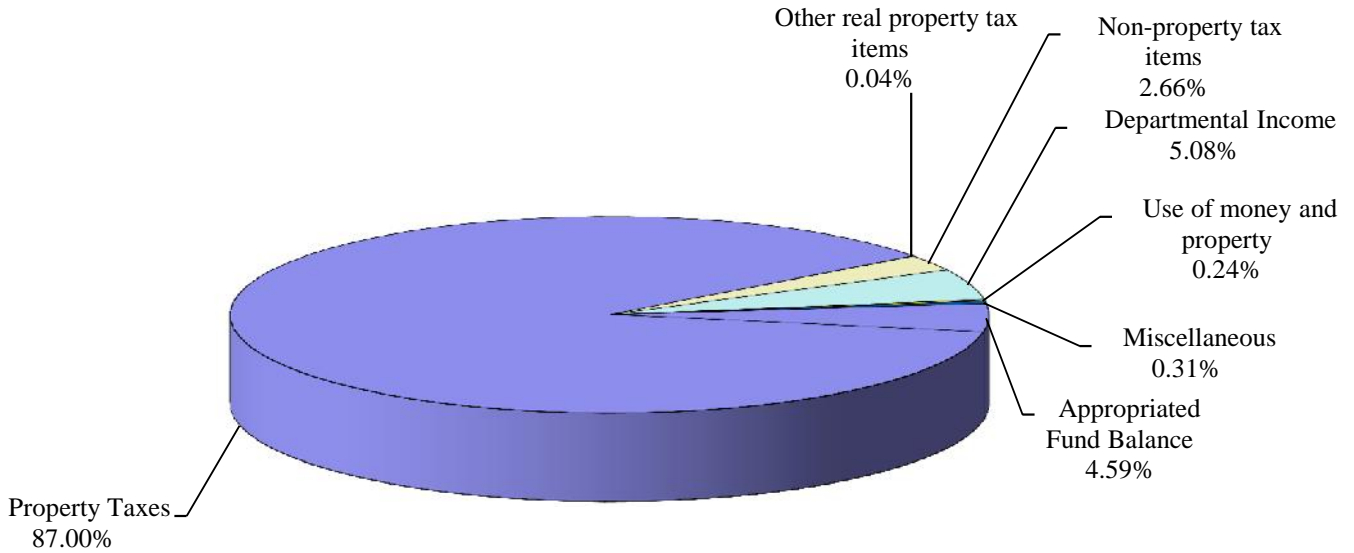
Town of Huntington
Huntington Sewer Fund-By Object and Source
For Fiscal Years Ending December 31, 2017

	Actual 2015	Revised 2016	Projected 2016	Budget 2017
Funding Sources:				
Revenues and debt proceeds:				
Property Taxes	\$ 4,901,789	\$ 4,605,558	\$ 4,605,558	\$ 4,734,899
Other real property tax items	31,106	31,000	31,000	2,200
Non-property tax items	144,701	144,701	144,701	144,701
Departmental Income	608,753	276,600	286,000	276,600
Use of money and property	13,563	17,500	24,000	13,000
Sale of property and compensation for loss	7,025	-	-	-
Miscellaneous	34,068	17,000	21,000	21,000
Federal Aid	4,883	-	-	-
Interfund Revenues	300	-	-	-
Appropriated Fund Balance	-	455,000	455,000	250,000
Total Funding Sources	\$ 5,746,188	\$ 5,547,359	\$ 5,567,259	\$ 5,442,400
Funding Uses:				
Expenditures:				
Salary and wages	\$ 1,486,351	\$ 1,464,652	\$ 1,441,992	\$ 1,466,805
Employee benefits and taxes	1,200,430	1,223,971	1,132,026	1,284,550
Contractual, Materials and Supplies	1,047,625	1,147,509	1,106,926	1,068,876
Debt Principal	673,717	638,000	638,000	635,000
Debt Interest	171,272	149,750	149,750	150,000
Fixed Assets	36,488	47,000	47,000	47,000
Interfund Transfers	1,166,070	926,035	926,035	790,169
Total Funding Uses	\$ 5,781,953	\$ 5,596,917	\$ 5,441,729	\$ 5,442,400

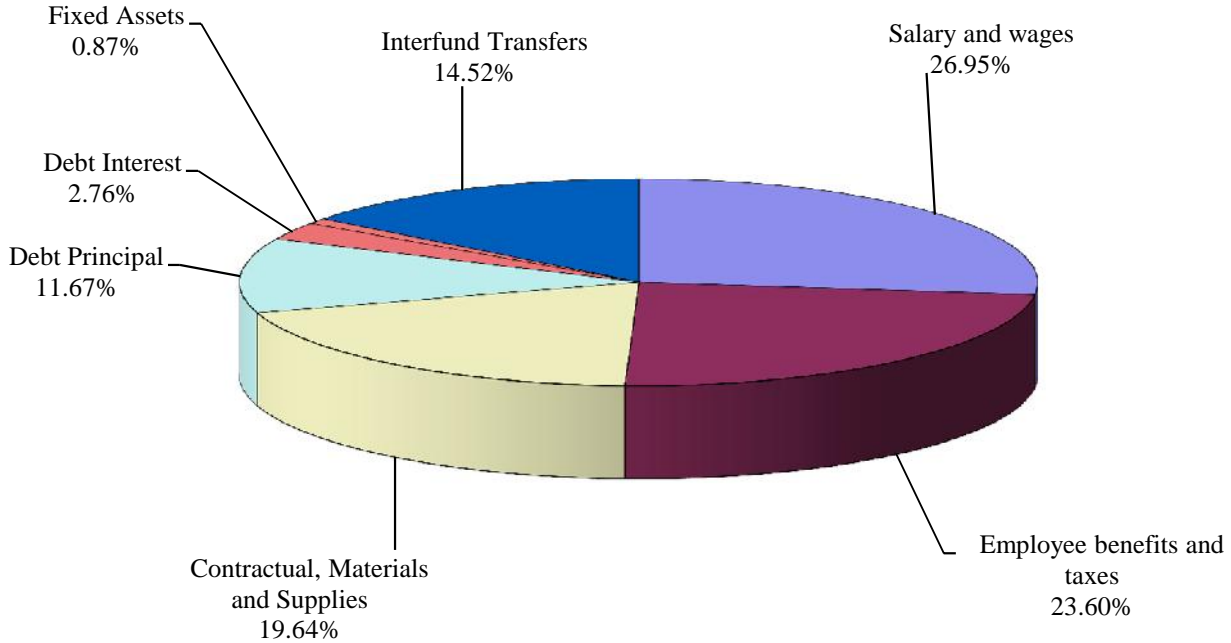
1. The Budget 2016 column includes prior year encumbrances funded by the Reserve for Encumbrances.

Town of Huntington
Huntington Sewer Fund-By Object and Source
For Fiscal Years Ending December 31, 2017

2017 REVENUE BY SOURCE



2017 EXPENDITURES BY OBJECT



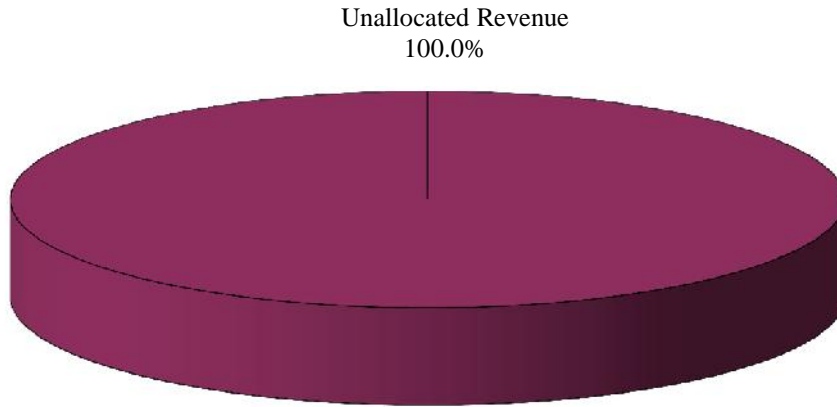
Town of Huntington
Centerport Sewer Fund-By Function
For Fiscal Years Ending December 31, 2017

	Actual 2015	Revised 2016	Projected 2016	Budget 2017
Funding Sources:				
Program revenue and debt proceeds:				
Home and Community Services	34	-	-	-
Unallocated Revenue	\$ 115,125	\$ 117,822	\$ 127,822	\$ 127,267
Appropriated Fund Balance	-	13,895	13,895	-
Total Funding Sources	\$ 115,159	\$ 131,717	\$ 141,717	\$ 127,267
Funding Uses:				
Program Expenditures:				
General Government	\$ 542	\$ 1,000	\$ 1,000	\$ 500
Home and Community Services	132,562	115,880	115,880	112,880
Interfund Transfers	38,388	14,837	14,837	13,887
Total Funding Uses	\$ 171,492	\$ 131,717	\$ 131,717	\$ 127,267

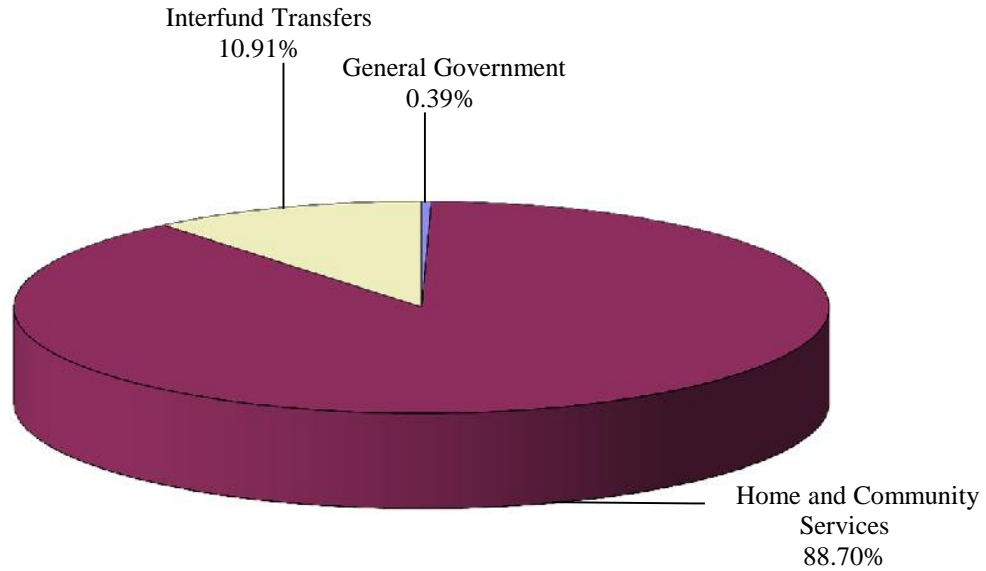
1. The Budget 2016 column includes prior year encumbrances funded by the Reserve for Encumbrances.

**Town of Huntington
Centerport Sewer Fund-By Function
For Fiscal Years Ending December 31, 2017**

2017 PROGRAM REVENUE



2017 PROGRAM EXPENDITURES



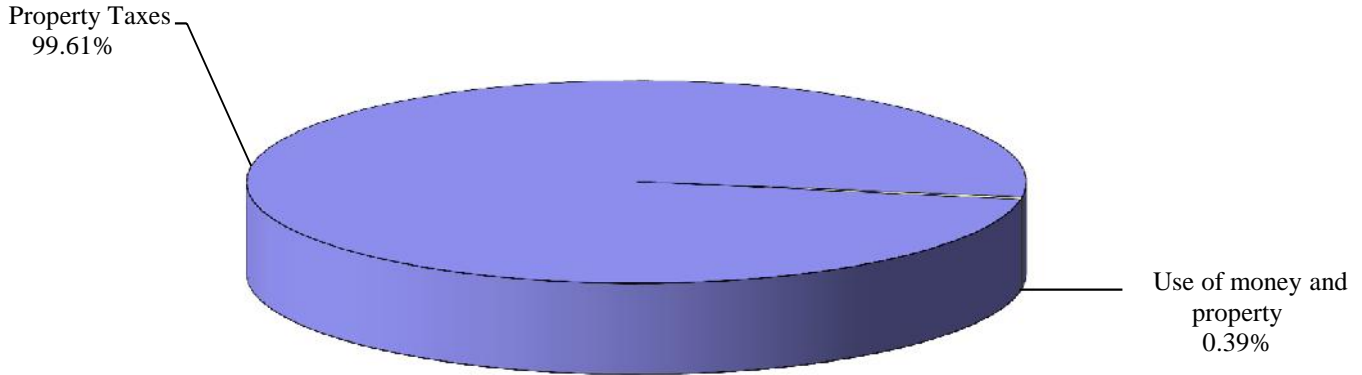
Town of Huntington
Centerport Sewer Fund-By Object and Source
For Fiscal Years Ending December 31, 2017

	Actual 2015	Revised 2016	Projected 2016	Budget 2017
Funding Sources:				
Revenues and debt proceeds:				
Property Taxes	\$ 114,847	\$ 117,322	\$ 117,322	\$ 126,767
Other real property tax items	1	-	-	-
Use of money and property	276	500	500	500
Sale of property and compensation for loss	-	-	10,000	-
Federal Aid	35	-	-	-
Appropriated Fund Balance	-	13,895	13,895	-
Total Funding Sources	\$ 115,159	\$ 131,717	\$ 141,717	\$ 127,267
Funding Uses:				
Expenditures:				
Salary and wages	\$ 3,475	\$ -	\$ -	\$ 7,000
Employee benefits and taxes	283	560	560	560
Contractual, Materials and Supplies	129,346	70,320	70,320	105,820
Fixed Assets	-	46,000	46,000	-
Interfund Transfers	38,388	14,837	14,837	13,887
Total Funding Uses	\$ 171,492	\$ 131,717	\$ 131,717	\$ 127,267

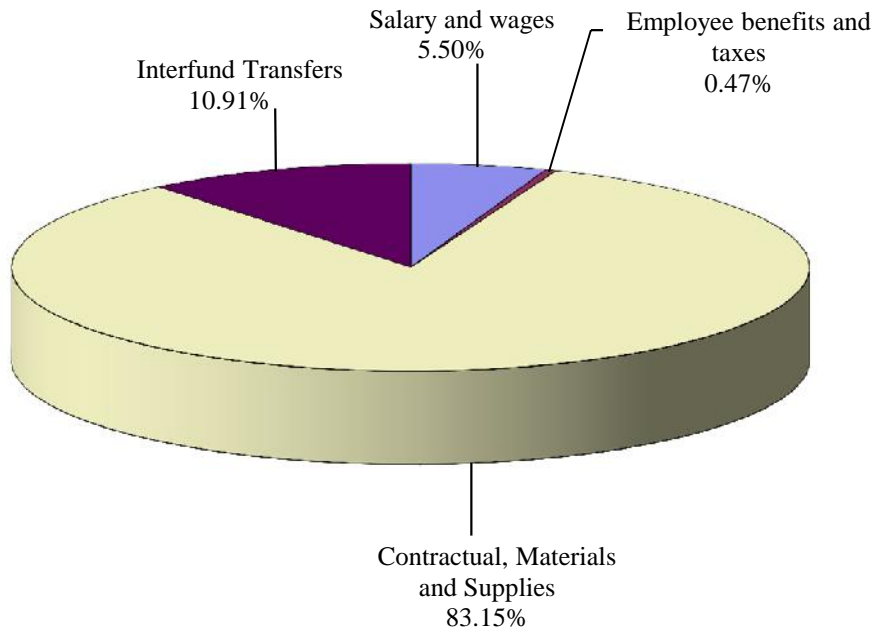
1. The Budget 2016 column includes prior year encumbrances funded by the Reserve for Encumbrances.

Town of Huntington
Centerport Sewer Fund-By Object and Source
For Fiscal Years Ending December 31, 2017

2017 REVENUE BY SOURCE



2017 EXPENDITURES BY OBJECT



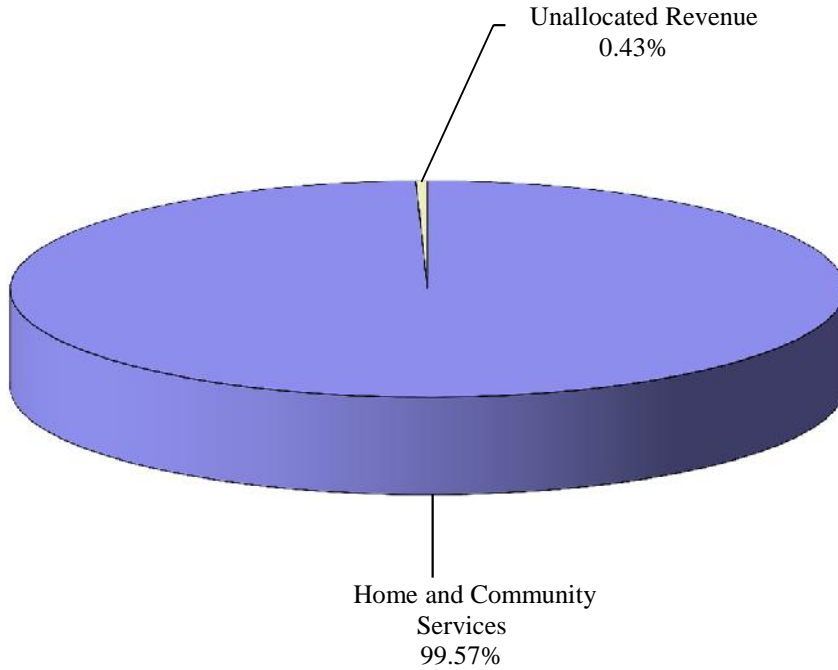
Town of Huntington
Waste Water Fund-By Function
For Fiscal Years Ending December 31, 2017

	Actual 2015	Revised 2016	Projected 2016	Budget 2017
Funding Sources:				
Program revenue and debt proceeds:				
Home and Community Services	1,022,967	1,130,475	1,130,475	1,157,922
Interfund Service Charges	20,352	-	-	-
Unallocated Revenue	4,286	5,000	6,685	5,000
Appropriated Fund Balance	-	198,000	198,000	-
Total Funding Sources	\$ 1,047,605	\$ 1,333,475	\$ 1,335,160	\$ 1,162,922
Funding Uses:				
Program Expenditures:				
General Government	\$ 3,213	\$ 6,790	\$ 6,290	\$ 4,500
Home and Community Services	942,832	1,069,287	992,510	962,329
Debt Service Transfers	15,886	32,900	35,900	47,000
Interfund Transfers	157,859	132,056	132,056	149,093
Total Funding Uses	\$ 1,119,790	\$ 1,241,033	\$ 1,166,756	\$ 1,162,922

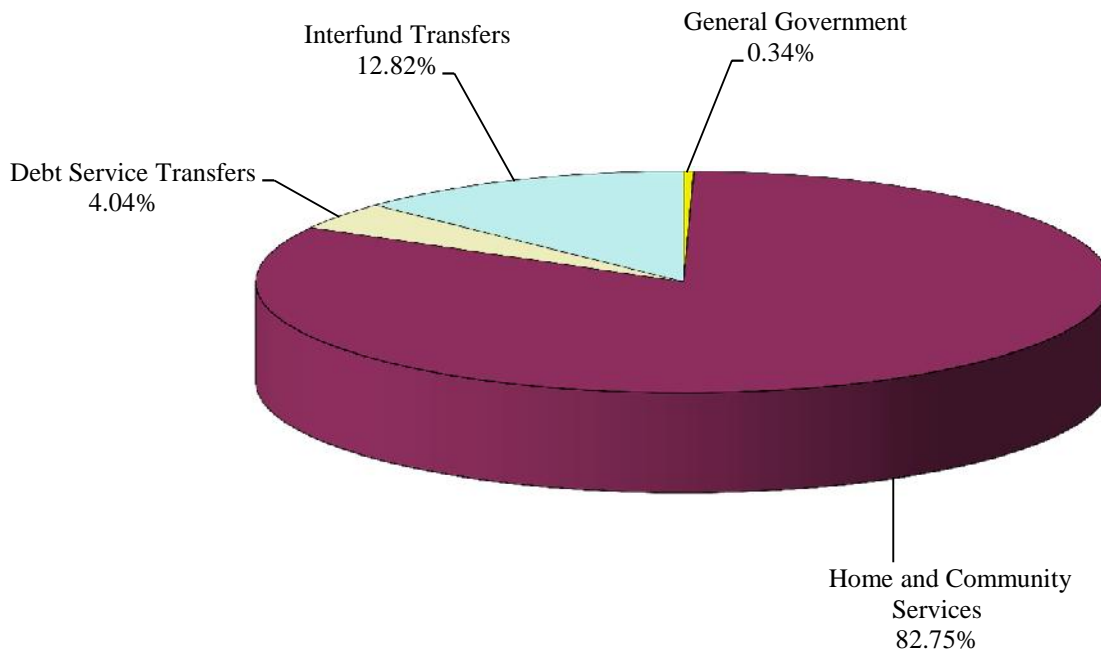
1. The Budget 2016 column includes prior year encumbrances funded by the Reserve for Encumbrances.

Town of Huntington
Waste Water Fund-By Function
For Fiscal Years Ending December 31, 2017

2017 PROGRAM REVENUE



2017 PROGRAM EXPENDITURES



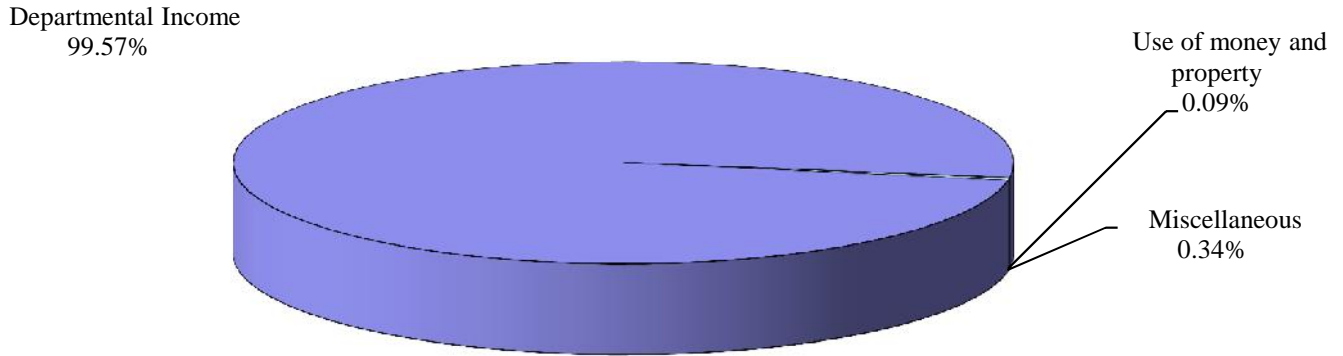
Town of Huntington
Waste Water Fund-By Object and Source
For Fiscal Years Ending December 31, 2017

	Actual 2015	Revised 2016	Projected 2016	Budget 2017
Funding Sources:				
Revenues and debt proceeds:				
Departmental Income	\$ 1,019,632	\$ 1,130,475	\$ 1,130,475	\$ 1,157,922
Use of money and property	1,751	1,000	4,185	1,000
Sale of property and compensation for loss	-	-	-	-
Miscellaneous	2,535	4,000	2,500	4,000
Federal Aid	3,335	-	-	-
Interfund Revenues	20,352	-	-	-
Total Funding Sources	\$ 1,047,605	\$ 1,135,475	\$ 1,137,160	\$ 1,162,922
Funding Uses:				
Expenditures:				
Salary and wages	\$ 188,950	\$ 186,323	\$ 186,323	\$ 186,323
Employee benefits and taxes	104,424	133,656	119,082	135,456
Contractual, Materials and Supplies	635,670	752,098	689,395	641,050
Debt Principal	11,225	19,000	22,000	32,000
Debt Interest	4,662	13,900	13,900	15,000
Fixed Assets	17,000	4,000	4,000	4,000
Interfund Transfers	157,859	132,056	132,056	149,093
Total Funding Uses	\$ 1,119,790	\$ 1,241,033	\$ 1,166,756	\$ 1,162,922

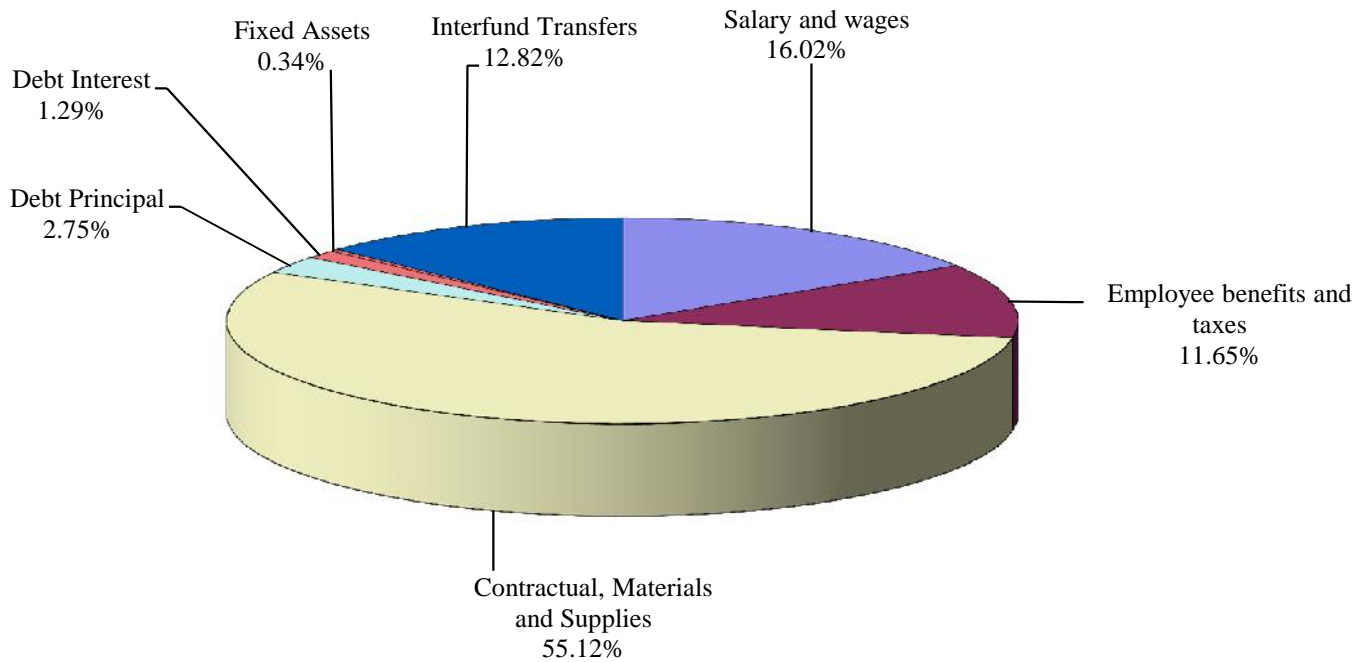
1. The Budget 2016 column includes prior year encumbrances funded by the Reserve for Encumbrances.

**Town of Huntington
Waste Water Fund-By Object and Source
For Fiscal Years Ending December 31, 2017**

2017 REVENUE BY SOURCE



2017 EXPENDITURES BY OBJECT



Town of Huntington
Dix Hills Water District-By Function
For Fiscal Years Ending December 31, 2016

	Actual 2015	Revised 2016	Projected 2016	Budget 2017
Funding Sources:				
Program revenue and debt proceeds:				
Home and Community Services	2,500,413	2,180,825	2,180,825	2,283,000
Interfund Service Charges	93,830	-	-	-
Unallocated Revenue	2,642,275	2,535,842	2,536,158	2,519,628
Appropriated Fund Balance	-	926,593	926,593	590,000
Total Funding Sources	\$ 5,236,518	\$ 5,643,260	\$ 5,643,576	\$ 5,392,628

Funding Uses:

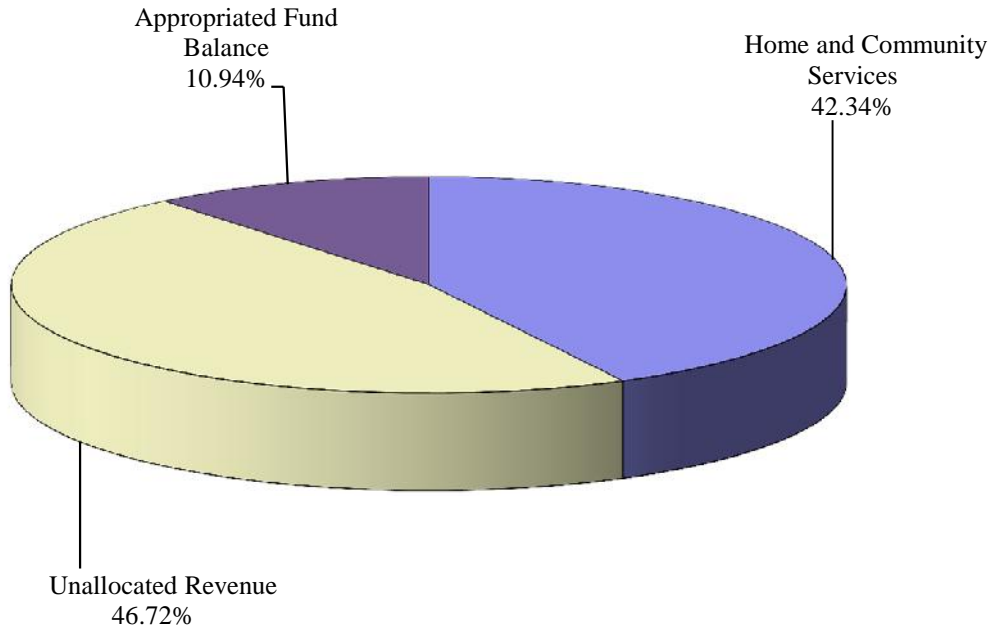
Program Expenditures:

General Government	\$ 20,133	\$ 48,518	\$ 36,002	\$ 29,600
Home and Community Services	3,880,070	4,048,564	3,978,860	3,910,925
Debt Service Transfers	847,669	841,000	841,000	724,000
Interfund Transfers	1,153,397	700,178	700,178	728,103
Total Funding Uses	\$ 5,901,269	\$ 5,638,260	\$ 5,556,040	\$ 5,392,628

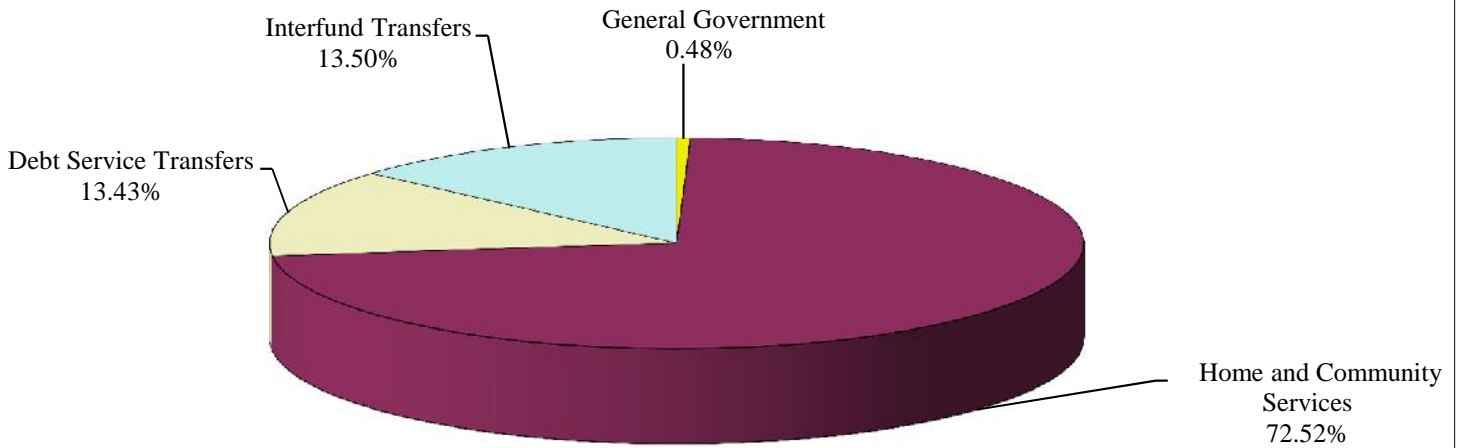
1. The Budget 2016 column includes prior year encumbrances funded by the Reserve for Encumbrances.

**Town of Huntington
Dix Hills Water District-By Function
For Fiscal Years Ending December 31, 2016**

2017 PROGRAM REVENUE



2017 PROGRAM EXPENDITURES




Town of Huntington
Dix Hills Water District-By Object and Source
For Fiscal Years Ending December 31, 2017

	Actual 2015	Revised 2016	Projected 2016	Budget 2017
Funding Sources:				
Revenues and debt proceeds:				
Property Taxes	\$ 2,607,157	\$ 2,512,031	\$ 2,512,031	\$ 2,495,317
Other real property tax items	26	-	-	-
Departmental Income	2,261,774	1,925,250	1,925,300	2,000,250
Use of money and property	249,181	269,386	268,552	295,061
Miscellaneous	24,550	10,000	11,100	12,000
Interfund Transfers	93,830	-	-	-
Appropriated Fund Balance	-	926,593	926,593	590,000
Total Funding Sources	\$ 5,236,518	\$ 5,643,260	\$ 5,643,576	\$ 5,392,628
Funding Uses:				
Expenditures:				
Salary and wages	\$ 1,198,666	\$ 1,127,153	\$ 1,117,523	\$ 1,121,817
Employee benefits and taxes	985,098	928,034	895,059	954,808
Contractual, Materials and Supplies	1,599,362	1,894,354	1,875,354	1,845,900
Debt Principal	674,344	692,000	692,000	575,000
Debt Interest	173,325	149,000	149,000	149,000
Fixed Assets	117,077	147,541	126,926	18,000
Interfund Transfers	1,153,397	700,178	700,178	728,103
Total Funding Uses	\$ 5,901,269	\$ 5,638,260	\$ 5,556,040	\$ 5,392,628

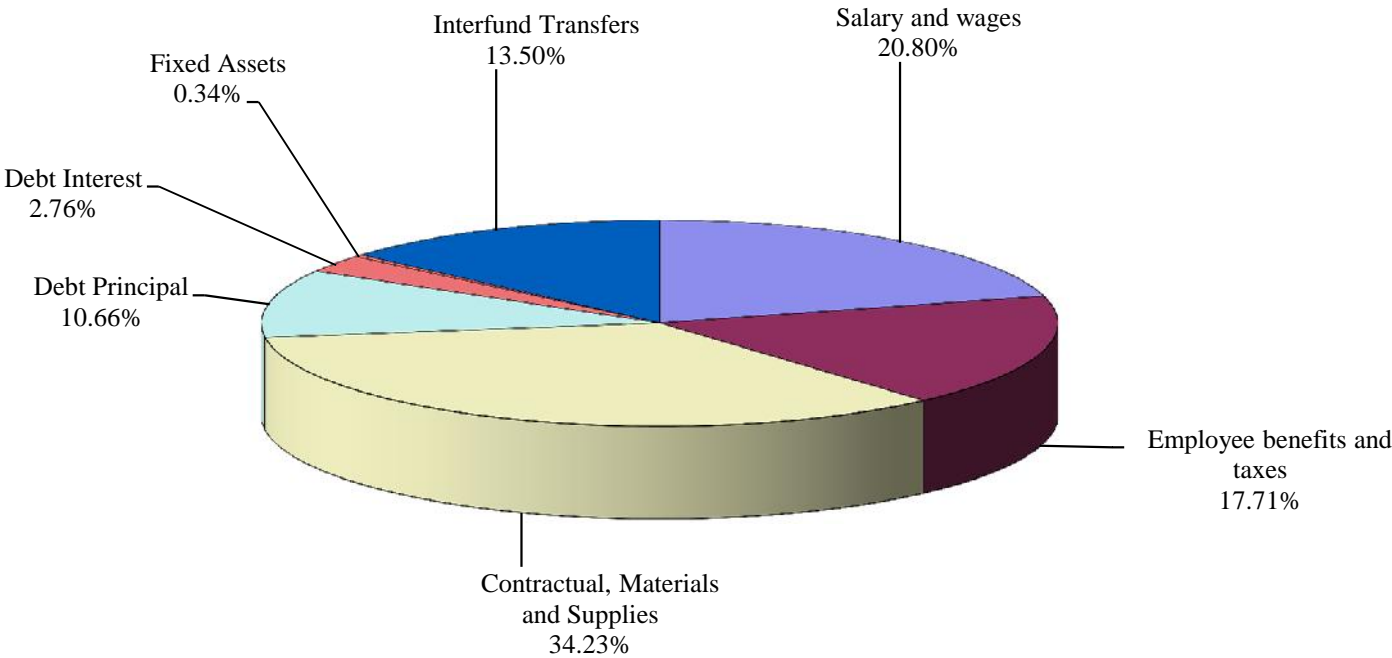
1. The Budget 2016 column includes prior year encumbrances funded by the Reserve for Encumbrances.

**Town of Huntington
Dix Hills Water District-By Object and Source
For Fiscal Years Ending December 31, 2017**

2017 REVENUE BY SOURCE



2017 EXPENDITURES BY OBJECT



Departmental Summaries and Budgets





Assessor

Roger D. Ramme, Assessor

◆ Section I - Departmental Mission:

The mission of the Assessor's Office is to maintain a fair, accurate and timely valuation of the Town's assessment roll of all real property within the Town in an equitable manner. Once finalized, the annual Town Assessment Roll becomes the tax base which is utilized to apportion the annual Town Tax Warrant, which will exceed \$1 billion in the 2017 calendar year. This is the money which funds the operating budgets of the Town, County, Schools, Libraries and special districts' (fire, water, ambulance, sewer, refuse, lighting, and business improvement districts). An accurate assessment roll furthers the Town's strategic goal of maintaining fiscal strength with the solid tax structure necessary to deliver quality public services.

The primary mission of the STAR Division is to educate the public regarding STAR and ensure that all eligible Town of Huntington residents file applications in a timely manner to receive their School Tax Relief (STAR) exemption as soon as legally possible.

◆ Section II - Legal Authority:

The duties and responsibilities of the Assessor's Office are governed by New York State Real Property Law and the New York State Rules for Real Property Tax Administration as enacted by the NYS Department of Taxation and Finance, Office of Real Property Tax Services. The appointment of the Town Assessor is authorized under Section 310 of the Real Property Tax Law and Local Law No. 9-1982 of the Town Code.

The School Tax Relief Act (STAR) is part of New York State Real Property Tax Law, Section 425.

◆ Section III - Operating Environment:

There are numerous internal and external factors that impact this department's ability to focus on and accomplish our primary mission.

Assessor's Office:

Grievance Processing:

This office processes approximately 14,000 grievance complaints each year on residential and commercial property. The law requires grievances to be filed in the month of May each year, and each grievance must be entered into the computer system, and individually reviewed and determined by an independent Board of Assessment Review by July 1st of each year.

Small Claims Assessment Review (SCAR) Proceedings:

SCAR proceedings are residential assessment appeals to the Suffolk County Supreme Court after a denial by the Board of Assessment Review. For the past several years, the SCAR caseload has varied from 8,000 to 10,000 appeals, and it is projected that the caseload for 2016/17 will be the same or more cases.

Property Tax Exemption Processing:

The Assessor's Office is responsible each year for the administration and processing of thousands of property tax exemptions allowed under State and local laws, such as the following: Veterans, Senior Citizens with Low Income, Home Improvement, Disabled with Low Income, Agricultural Commitment, Non Profits and Volunteer Firemen & Ambulance Workers.



Assessor

Roger D. Ramme, Assessor

Inventory of Real Property:

Establish the condition and value of all 73,450 parcels of residential, commercial, industrial and utility real property within the Town as of taxable status date (March 1st of each year).

STAR Division:

The majority of the Town's residential property owners are entitled to the BASIC STAR exemption. Therefore, approximately 55,000 of the 63,450 Town of Huntington households are entitled to these school tax savings. Additionally, applicants over 65 years of age or older may be eligible for additional school tax savings through the Enhanced STAR program, several thousand of which are administered by the STAR division. Each Enhanced STAR exemption must be renewed annually with the Town's STAR Office by March 1st or through the NYS Department of Taxation and Finance

◆ Workload Indicators:

Small Claims Assessment Reviews (SCAR) Proceedings:

The number of SCAR cases filed is expected to be increase for 2016/17 tax year with minimal part-time staffing available to handle this workload. The total number of SCAR cases in 2015/16 increased over the 2014/15 tax year, and it is expected that the number will again exceed 10,000, which will be amongst the highest number ever filed in the thirty-year history of SCAR.

◆ 2016 Achievements:

The Department's 2016 significant achievements include the following:

Small Claims Assessment Review (SCAR) Proceedings:

The SCAR defense/appraisal firm retained by the Town Board in 2013 will continue to defend by negotiation or litigation approximately 6,000 cases in 2016, with the existing office staff defending the remaining 4,000 cases. Additionally, the existing office staff will spend countless hours preparing files for the defense firm, and tracking, calendaring, data entering, reviewing the billing and managing the 6,000 cases assigned to the SCAR defense firm, and performing most of these same duties with regard to the 4,000 cases handled by the existing office staff.

STAR Exemption:

Enhanced STAR Exemption:

The New York State Department of Taxation and Finance, Office of Real Property Tax Services, provided this office with a list of nearly 1,000 individuals for whom it could not determine income eligibility for the Enhanced STAR exemption. As a result, our office was required to verify the income of all of these individuals. This verification process required our department to notify all of them of their ineligibility for the exemption, and evaluate all of the income of those applicants who believed themselves still eligible. During this process, our office evaluated all of the income tax returns submitted, and determined which properties should retain the Enhanced STAR exemption, and which should be removed.



Assessor

Roger D. Ramme, Assessor

STAR Exemption Program Change:

As a result of a significant change in the law on April 1, 2016, most new Basic and Enhanced STAR applications are required to be filed directly with the New York State Department of Taxation and Finance which will issue a STAR check to eligible applicants in lieu of receiving a STAR exemption. As part of the transition from an exemption to a check, this Department is charged with the responsibility of removing any STAR exemption approved after March 2, 2015, for new applicants on transferred property or property which did not have a STAR exemption on the 2015/16 assessment roll. In performing this removal, this Department is also charged with the responsibility of notifying these individuals of the removal and the corresponding obligation to register with New York State to continue receiving STAR benefits. Our Department has identified approximately 5,000 such individuals and is taking steps to notify these individuals of the change and the corresponding obligation to register with New York State.

Grievance Complaint Processing and Review:

In an effort to reduce the number of SCAR filings by individual homeowners and SCAR companies, our office has made a concerted effort to encourage residents to file grievance complaints on their own (pro se) to avoid the time and expense of filing SCAR proceedings. As part of this effort, our office emphasized the need for the property owner to submit information relevant to the value of their homes such as an appraisal or a comparative market analysis, to persuade the Board of Assessment Review to reduce the assessment. This year, approximately 400 pro se grievance complaints were received, all of which were reviewed by the Assessor's staff prior to the Board of Assessment Review making a determination. This process has resulted in a record number, approximately 300, reductions being given by the Board of Assessment Review to those homeowners who properly documented their cases. This approval should reduce the number of SCAR cases being filed after the assessment roll becomes final in September, 2016.

◆ 2017 Goals:

Assessment Rolls:

Increase the value of the assessment roll by adding new assessments, and by thoroughly scrutinizing exemption applications and vigilantly defending SCAR cases, both of which significantly erode the tax base each year.

Grievance Complaints and Small Claims Assessment Review (SCAR) Proceedings:

Continue processing as efficiently as possible approximately 14,500 grievance complaints filed with our office in May, 2016, defending between 3,000 and 4,000 SCAR cases resulting from grievance denials by the Board of Assessment Review, and providing significant support to our SCAR defense firm in its handling of between 5,000 and 6,000 SCAR cases.

Exemptions:

Review and process all existing and upgraded enhanced STAR and aged property tax exemptions so they are appropriately reflected on the next assessment roll.



Assessor

Roger D. Ramme, Assessor

◆ Performance Measures:

SCAR Proceedings:

Residential assessment appeal cases in Supreme Court, called “Small Claims Assessment Review” cases, or “SCAR”, have increased dramatically, with the last three years at the all-time record setting totals, as follows:

Fiscal Year	Actual 2014/15	Actual 2015/16	Projected 2016/17
Caseload	8,000–	10,000–	10,000–

Maintain Assessment Roll

Assessment values have been maintained with little or no significant decrease.

Fiscal Year	Actual 2014/15	Actual 2015/16	Projected 2016/17
Assessed Value	\$325,757,112	\$325,208,126	\$325,306,319
% Change	-	-.31%	0%

STAR:

Enhanced STAR applications are tracked, processed and valued on schedule for timely tax billing.

Fiscal Year	Actual 2014/15	Actual 2015/16	Projected 2016/17
Enhanced STAR Exemptions Processed	9,500	10,000	10,000



Assessor

Roger D. Ramme, Assessor

	Fund/ Division	2015 Actual	2016 Modified Budget	2016 Projected	2017 Budget
Expenses					
Assessor	A1355	\$ 1,002,157	\$ 1,012,945	\$ 1,002,945	\$ 1,089,569
Assessment Review Board	A1356	58,245	58,255	58,255	62,655
Star Exemption	A1357	66,365	69,324	69,324	70,889
		\$ 1,126,767	\$ 1,140,524	\$ 1,130,524	\$ 1,223,113
Net Department Costs			\$ 1,140,524	\$ 1,130,524	\$ 1,223,113

	Fund/ Division	2015 Actual	2016 Modified Budget	2016 Actual	2017 Budget
Authorized Positions					
Assessor	A1355	10	10	9	10
Assessment Review Board	A1356	5	5	5	5
Star Exemption	A1357	1	1	1	1
Department Total		16	16	15	16

	2015 Actual	2016 Modified Budget	2016 Projected	2017 Budget
Expenses				
Salary and Wages	\$ 845,439	\$ 840,286	\$ 830,286	\$ 875,741
Employee Benefits and Taxes	64,643	72,238	72,238	69,972
Contractual Costs, Materials & Supplies	216,094	228,000	228,000	277,400
Fixed Assets	590	-	-	-
Total Expenses	\$ 1,126,766	\$ 1,140,524	\$ 1,130,524	\$ 1,223,113
Net Cost	\$ 1,126,766	\$ 1,140,524	\$ 1,130,524	\$ 1,223,113
Net Cost by Fund				
General Fund	\$ 1,126,766	\$ 1,140,524	\$ 1,130,524	\$ 1,223,113
Total Net Cost	\$ 1,126,766	\$ 1,140,524	\$ 1,130,524	\$ 1,223,113



Audit & Control

Peggy Karayianakis CPA, Interim Comptroller/Director

◆ Departmental Mission:

The mission of the Department of Audit & Control is to safeguard and administer the Town's assets and provide comprehensive financial management information on the financial health of the Town. The Department provides the legally required audit functions in addition to monitoring and reporting on Town agencies in a timely manner. The department supports the Town's mission of maintaining fiscal strength.

◆ Legal Authority:

The Department of Audit & Control is authorized under Section 20 (3)(b) and Section 34 of New York State Town Law and Chapter 6 of the Huntington Town Code. Local Law 12-2006 was adopted in April of 2006 amending the Code of the Town of Huntington Chapter 6 to remove the Department of Data Processing.

◆ Operating Environment:

The Department of Audit & Control manages three divisions:

Comptroller: The Department is responsible for disbursing and accounting for approximately \$180 million in operating expenses for wages, supplies and services. Making certain the accounting and collection of revenues due to the Town are accurate and timely. Other duties include compiling and issuing the Town's Comprehensive Annual Financial Report (CAFR) as well as preparing the town-wide annual operating budget and periodic budget projections. The Comptroller manages the financing of the Town's capital projects (multi-year construction projects or other asset acquisitions) averaging \$15 million per year. The Comptroller's Office safeguards and manages all of the Town's cash and investments to maximize interest earnings and minimize risk. All Town Board Resolutions are reviewed for fiscal impact. Approximately \$863 million in taxes is collected by the Tax Receiver and disbursed to the various taxing jurisdictions by this office.

Payroll: Supervises, coordinates and accurately prepares the payroll for all Town employees ensuring compliance with applicable regulations, policies and bargaining agreements.

Purchasing: The Purchasing Division procures materials, equipment and services at the lowest cost consistent with the quality and suitability required in accordance with the Town's Purchasing Policy and all applicable laws.

◆ Workload Indicators:

The Department of Audit & Control's workload is directly related to the activity in the operating departments in addition to budget fluctuations. Budgets influence the level of activity as follows:

Accounts Payable- Process over 22,500 invoices and prepares approximately 9,000 payments per year.

Fiscal Year	Actual 2013	Actual 2014	Actual 2015	Projected 2016
Accounts Payable Payments	7,700	8,079	8,982	9,000



Audit & Control

Peggy Karayianakis CPA, Interim Comptroller/Director

Accounts Receivable- Process and record 3,100 cash payments per year.

Payroll- Processes payroll for approximately 700 regular employees, 173 part-time permanent employees and approximately 824 temporary seasonal staff in accordance with all applicable labor laws.

Purchasing- This year Purchasing is projecting to conduct over 115 sealed bids; 15 requests for proposal and 15 public works bids and administers the creation of more than 3,200 purchase orders within the parameters of the Town Operating & Capital budgets.

Fiscal Year	Actual 2013	Actual 2014	Actual 2015	Projected 2016
Total Bids/RFPS Issued	165	140	120	145

Capital Project Management- Provides and manages funding for approximately 40 Town projects per year and over 100 on a cumulative basis.

Budget preparation and management- Prepares annual budget of \$190 million effectively managing taxpayer funds.

Cash Management- Manages cash of over \$105 million in approximately 35 accounts to maximize interest earnings.

Internal and annual Audits- Performed 7 internal audits in 2015, 27 audits of payments to outside agencies and 2 LOSAP audits of ambulance squads. The schedule for 2016 is for 15 internal audits, 27 audits of outside agencies and 2 LOSAP audits of ambulance squads.

Risk Management- Risk Management operation emphasizes affordable insurance protection, loss prevention and claims management. This includes risk analysis and risk assessment of locations and conditions which could result in monetary claims against the Town. Our aggressive defense in monitoring claims continues to reduce potential awards and settlements.

◆ 2016 Achievements:

- In August 2016, the Town was awarded an AAA bond rating, the highest rate possible by two bond-rating agencies, Moody's and Standard & Poor's. The Town is at the highest rate possible for all rating agencies, an achievement hard to accomplish in such turbulent economic times clearly confirming the Town's financial strength. These ratings continue to maintain Huntington as one of the highest rated towns on Long Island.
- In 2016 the Town of Huntington was presented with an Award of Financial Reporting Achievement from the Government Finance Officers Association of the United States & Canada for the fiscal year ended 2014. This was the seventeenth consecutive year that the Town was presented with this award. A Certificate of Achievement is presented to those government units whose annual financial reports are



Audit & Control

Peggy Karayianakis CPA, Interim Comptroller/Director

judged to adhere to program standards and represents the highest award in governmental financial reporting.

- In 2016 the Town of Huntington was presented with the Distinguished Budget Presentation Award from the Government Finance Officers Association of the United States & Canada for the fiscal year beginning January 1, 2016. This was the fifth consecutive year that the Town was presented with the award.
- Adoption of an efficiency plan to reduce the 2014 tax levy by 1% by the year 2017.
- An internal audit program designed to strengthen internal controls. As a result, policies and procedures have been implemented and revised to safeguard the Town's assets.
- Monitored the annual budget and instituted budget reductions and ensured that ongoing budget deficits reduction targets were met.
- Aggressive effort to increase employee enrollment in direct deposit program to increase efficiency. This resulted in a 6% increase in direct deposits from the prior year.
- By leveraging the Town's buying power and maximizing the efficiency and expenditure of government funds, consistent with New York General Municipal Law §103(16), certain contracts awarded by the Town of Huntington were made available to other New York State governmental entities.

◆ 2017 Goals:

The Department of Audit & Control's goals includes, but are not limited to the following:

- To receive a Certificate of Achievement for Excellence in Financial Reporting for the 2016 report.
- To receive a Certificate of Achievement in Budget Excellence for the 2017 budget.
- Full implementation of an automated timekeeping system.
- Expand the use of electronic payments to increase efficiency and cash flow.
- Perform audits of Town departments and outside agencies and issue relevant policies and procedures to strengthen internal controls.
- Maximize cash flow and rates of return.

◆ Performance Measures:

The performance measures that will be used to measure progression towards departmental goals are as follows:

- Submit the annual financial report and budget within required time frames to receive the GFOA award.
- Monitor and track the number of audits performed each year.

<u>Year</u>	<u>Internal Audits</u>	<u>Agency Audits</u>
2014	7	31
2015	17	29
2016	12	29



Audit & Control

Peggy Karayianakis, Interim Comptroller/Director

	Fund/ Division	2015 Actual	2016 Modified Budget	2016 Projected	2017 Budget
Operating Division Expenses					
Comptroller	A1315	952,610	996,265	996,347	1,015,871
Payroll	A1316	181,770	161,933	161,933	167,939
Purchasing	A1345	297,822	295,752	295,752	302,808
Union Representatives	A1431	321,388	315,145	315,145	200,986
Total Expenses		\$ 1,753,590	\$ 1,769,095	\$ 1,769,177	\$ 1,687,604

Operating Division Revenues

Interest & Penalties	A1090	282,273	280,000	300,000	280,000
Comptroller's Fee - Ret Checks	A1240	4,760	1,000	6,000	1,000
Interest & Earnings	A2401	135,954	180,000	225,000	180,000
Earn/Invest Capital Fund	A2402	20,956	28,000	15,000	-
Interest/Env Open Space Resrve	A2405	50,693	-	33,500	-
Interest/Miscellaneous Reserve	A2408	17,710	-	10,000	-
Interest & Penalties	B1090	42	1,000	1,000	1,000
Comptroller's Fee - Ret Checks	B1240	260	500	500	500
Interest & Earnings	B2401	10,770	15,000	15,000	15,000
Earn/Invest Capital Fund	B2402	3,930	8,000	8,000	-
Interest/Miscellaneous Reserve	B2408	2,612	-	1,400	-
Federal Aid - FEMA	B4785	5,568	-	-	-
Interest & Earnings	C2401	1,397	1,000	2,000	2,099
Interest & Penalties	DB1090	297	-	-	-
Interest & Earnings	DB2401	63,065	80,000	150,000	80,000
Earn/Invest Capital Fund	DB2402	4,996	10,000	10,000	-
Interest/Miscellaneous Reserve	DB2408	10,624	-	-	-
Interest & Penalties	SL1090	33	-	-	-
Interest & Earnings	SL2401	16,260	22,000	15,000	22,000
Earn/Invest Capital Fund	SL2402	119	500	100	-
Interest/Miscellaneous Reserve	SL2408	88	-	-	-
Federal Aid - FEMA	SL4785	3,064	-	-	-
Interest & Penalties	SM11090	5	-	-	-
Interest & Earnings	SM12401	316	1,500	1,500	1,500
Interest & Penalties	SM21090	24	100	100	100
Interest & Earnings	SM22401	1,008	6,100	6,100	6,100
Interest & Penalties	SR1090	240	1,000	1,000	1,000
Interest & Earnings	SR2401	50,698	70,000	70,000	70,000
Earn/Invest Capital Fund	SR2402	377	1,200	1,200	-
Interest/Miscellaneous Reserve	SR2408	320	-	-	-
Interest & Penalties	SS11090	49	500	500	500
Interest & Earnings	SS12401	11,353	13,000	22,000	13,000



Audit & Control

Peggy Karayianakis, Interim Comptroller/Director

		2015	2016	2016	2017
	Fund/ Division	Actual	Modified Budget	Projected	Budget
Earn/Invest Capital Fund	SS12402	1,977	4,500	2,000	-
Interest/Miscellaneous Reserve	SS12408	233	-	-	-
Federal Aid - FEMA	SS14785	4,882	-	-	-
Interest & Penalties	SS21090	1	-	-	-
Interest & Earnings	SS22401	276	500	500	500
Federal Aid - FEMA	SS24785	34	-	-	-
Interest & Earnings	SS32401	1,747	1,000	4,185	1,000
Interest/Miscellaneous Reserve	SS32408	4	-	-	-
Federal Aid - FEMA	SS34785	3,335	-	-	-
Interest & Penalties	SW11090	26	-	-	-
Comptroller's Fee - Ret Checks	SW11240	433	250	300	250
Interest & Earnings	SW12401	8,725	12,061	12,427	12,061
Earn/Invest Capital Fund	SW12402	1,092	1,500	300	-
Interest/Miscellaneous Reserve	SW12408	291	-	-	-
Total Revenues		\$ 722,917	\$ 740,211	\$ 914,612	\$ 687,610
Net Department Costs		\$ 1,030,673	\$ 1,028,884	\$ 854,565	\$ 999,994

		2015	2016	2016	2017
Authorized Positions	Fund/ Division	Actual	Modified Budget	Actual	Budget
Comptroller	A1315	10	10	10	10
Payroll	A1316	2	2	2	2
Purchasing	A1345	4	4	4	4
Union Representatives	A1431	3	3	3	2
Department Total		19	19	19	18



Audit & Control

Peggy Karayianakis, Interim Comptroller/Director

		2015	2016	2016	2017
	Fund/ Division	Actual	Modified Budget	Projected	Budget
Unallocated Expenses					
Fiscal Agent Fees	A1380	47,780	35,000	35,000	35,000
Unallocated Insurance	A1910	324,718	341,882	340,000	360,000
Municipal Association Dues	A1920	6,836	8,500	8,500	9,000
Purchase of Land	A1940	-	1,500,000	-	1,500,000
Taxes & Assessment/Muni Prop	A1950	12,273	12,100	12,100	20,000
Employee Assistance Program	A1989	11,500	16,400	16,400	20,000
Contingency	A1990	-	288,702	100,000	-
State Retirement	A9010	6,028,983	6,072,111	5,400,000	6,072,111
Social Security	A9030	67,292	84,500	84,500	111,000
Worker's Compensation	A9040	1,815,373	1,131,250	1,300,000	1,400,000
Life Insurance	A9045	30,068	50,000	40,000	50,000
Unemployment Insurance	A9050	57,326	125,000	60,000	130,000
Disability Insurance	A9055	61,287	90,000	65,000	90,000
Hospital / Medical Insurance	A9060	9,566,681	10,670,000	10,345,000	11,693,400
Welfare Fund-White Collar/Appt	A9065	468,961	518,000	518,000	518,000
Misc. Salaried Benefits	A9070	1,134,479	1,068,000	1,068,000	1,068,000
Serial Bonds	A9710	4,199,672	4,045,000	3,895,000	4,000,000
Bond Anticipation Notes	A9730	314,850	70,000	500,000	500,000
Interfund Trans - Capital Cash	A9950	1,766,352	3,122,454	3,122,454	-
Fiscal Agent Fees	B1380	3,657	2,500	2,500	2,500
Unallocated Insurance	B1910	27,733	31,447	31,447	35,000
Prov For Employ Trng/Eval Prog	B1989	3,500	6,000	3,000	6,000
Contingency	B1990	-	107,295	25,000	-
State Retirement	B9010	1,076,794	1,091,375	995,000	1,091,375
Social Security	B9030	12,701	26,500	26,500	26,500
Worker's Compensation	B9040	125,696	120,000	120,000	120,000
Life Insurance	B9045	6,992	10,000	10,000	10,000
Unemployment Insurance	B9050	-	8,000	2,000	8,000
Disability Insurance	B9055	8,652	20,000	10,000	20,000
Hospital / Medical Insurance	B9060	1,918,124	2,194,000	2,094,000	2,474,700
Welfare Fund-White Collar/Appt	B9065	151,566	160,000	160,000	160,000
Misc. Salaried Benefits	B9070	167,351	172,000	172,000	172,000
Serial Bonds	B9710	156,429	189,600	189,600	205,000
Interfund Trans - Capital Cash	B9950	26,300	-	-	-
Unallocated Insurance	C1910	228	3,802	3,802	500
Interfund Transfers	C9901	5,505	37,536	37,536	47,517
Business Improvement Districts	CB8620	186,500	186,505	186,505	186,505
Fiscal Agent Fees	DB1380	37,150	35,000	45,000	45,000
Unallocated Insurance	DB1910	93,556	106,085	106,085	112,000



Audit & Control

Peggy Karayanakis, Interim Comptroller/Director

			2016		
	Fund/ Division	2015 Actual	Modified Budget	2016 Projected	2017 Budget
Judgements and Claims	DB1930	-	925,000	925,000	-
Prov For Employ Trng/Eval Prog	DB1989	5,250	9,000	6,000	9,000
Contingency	DB1990	-	7,946	-	-
State Retirement	DB9010	2,613,552	2,322,659	2,230,000	2,322,659
Social Security	DB9030	42,721	48,000	48,000	48,000
Worker's Compensation	DB9040	932,628	900,000	1,000,000	1,100,000
Life Insurance	DB9045	184	400	400	400
Unemployment Insurance	DB9050	836	5,000	5,000	75,000
Disability Insurance	DB9055	167	1,000	500	1,000
Hospital / Medical Insurance	DB9060	3,941,844	4,165,000	4,065,000	4,773,900
Welfare Fund-White Collar/Appt	DB9065	4,167	6,500	6,500	6,500
Misc. Salaried Benefits	DB9070	749,629	424,000	405,000	424,000
Serial Bonds	DB9710	7,477,829	7,394,000	7,394,000	7,000,000
Bond Anticipation Notes	DB9730	15,675	-	-	-
Interfund Trans - Capital Cash	DB9950	681,258	-	-	-
Fire Protection District #1	SF13410	1,467,377	1,480,051	1,480,051	1,480,051
Interfund Transfers	SF19901	89,054	97,502	97,502	99,319
Fiscal Agent Fees	SL1380	-	500	500	500
Unallocated Insurance	SL1910	10,832	12,287	12,287	14,000
State Retirement	SL9010	174,637	148,301	148,301	148,301
Social Security	SL9030	7,937	7,250	7,250	7,250
Worker's Compensation	SL9040	47,961	10,000	50,000	10,000
Life Insurance	SL9045	88	300	300	300
Unemployment Insurance	SL9050	-	5,000	1,000	5,000
Disability Insurance	SL9055	83	1,000	500	1,000
Hospital / Medical Insurance	SL9060	243,557	288,000	268,000	308,400
Welfare Fund-White Collar/Appt	SL9065	2,664	4,200	4,200	4,200
Misc. Salaried Benefits	SL9070	112,990	78,000	78,000	78,000
Serial Bonds	SL9710	11,235	11,300	11,300	11,650
Interfund Transfers	SL9901	447,964	548,867	548,867	599,511
Interfund Trans - Capital Cash	SL9950	3,100	-	-	-
Commack Ambulance District	SM14541	491,338	343,838	343,838	343,838
State Retirement	SM19010	59,507	72,000	72,000	95,000
Interfund Transfers	SM19901	33,333	36,408	36,408	38,651
Hunt Community Ambulance	SM24542	1,865,003	1,587,503	1,587,503	202,500
State Retirement	SM29010	380,000	450,000	450,000	500,000
Interfund Transfers	SM29901	134,720	149,819	149,819	154,035
Fiscal Agent Fees	SR1380	3,411	3,000	3,000	3,000
Unallocated Insurance	SR1910	67,276	76,284	70,000	80,000
Prov For Employ Trng/Eval Prog	SR1989	3,500	6,000	3,500	6,000
Contingency	SR1990	-	126,010	25,000	-



Audit & Control

Peggy Karayanakis, Interim Comptroller/Director

			2016		
	Fund/ Division	2015 Actual	Modified Budget	2016 Projected	2017 Budget
State Retirement	SR9010	721,070	740,174	647,000	740,174
Social Security	SR9030	4,818	23,000	23,000	23,000
Worker's Compensation	SR9040	455,589	300,000	500,000	300,000
Life Insurance	SR9045	88	500	500	500
Unemployment Insurance	SR9050	21,279	20,000	20,000	20,000
Disability Insurance	SR9055	83	500	500	500
Hospital / Medical Insurance	SR9060	1,160,346	1,225,000	1,225,000	1,377,000
Welfare Fund-White Collar/Appt	SR9065	2,001	2,100	2,100	2,100
Misc. Salaried Benefits	SR9070	124,470	172,000	172,000	172,000
Serial Bonds	SR9710	175,969	198,000	198,000	218,000
Interfund Transfers	SR9901	1,874,409	2,001,310	2,001,310	2,142,961
Interfund Trans - Capital Cash	SR9950	15,000	65,000	65,000	-
Fiscal Agent Fees	SS11380	3,247	4,500	4,500	4,000
Unallocated Insurance	SS11910	14,614	16,575	16,575	18,000
Prov For Employ Trng/Eval Prog	SS11989	750	1,500	1,500	1,500
Contingency	SS11990	-	37,660	15,000	-
State Retirement	SS19010	313,282	307,445	260,000	307,445
Social Security	SS19030	9,842	9,750	9,750	9,750
Worker's Compensation	SS19040	50,669	70,000	50,000	75,000
Life Insurance	SS19045	-	500	500	500
Unemployment Insurance	SS19050	-	2,750	3,250	7,000
Disability Insurance	SS19055	-	500	500	500
Hospital / Medical Insurance	SS19060	559,601	625,000	600,000	671,800
Misc. Salaried Benefits	SS19070	150,650	91,000	91,000	96,000
Serial Bonds	SS19710	844,989	787,750	787,750	785,000
Interfund Transfers	SS19901	673,570	751,035	751,035	790,169
Interfund Trans - Capital Cash	SS19950	492,500	175,000	175,000	-
Unallocated Insurance	SS21910	542	1,000	1,000	500
Worker's Compensation	SS29040	11	-	-	-
Interfund Transfers	SS29901	38,388	14,837	14,837	13,887
Fiscal Agent Fees	SS31380	312	3,500	3,000	500
Unallocated Insurance	SS31910	2,900	3,290	3,290	4,000
State Retirement	SS39010	38,821	36,324	34,000	36,324
Social Security	SS39030	20	695	695	695
Worker's Compensation	SS39040	510	5,000	1,000	5,000
Life Insurance	SS39045	-	500	500	500
Unemployment Insurance	SS39050	-	1,000	-	1,000
Disability Insurance	SS39055	-	250	-	250
Hospital / Medical Insurance	SS39060	47,340	66,000	59,000	67,800
Misc. Salaried Benefits	SS39070	2,908	9,000	9,000	9,000
Serial Bonds	SS39710	15,886	32,900	35,900	47,000



Audit & Control

Peggy Karayanakis, Interim Comptroller/Director

		2015	2016	2016	2017
	Fund/ Division	Actual	Modified Budget	Projected	Budget
Interfund Transfers	SS39901	157,159	132,056	132,056	149,093
Interfund Trans - Capital Cash	SS39950	700	-	-	-
Fiscal Agent Fees	SW11380	1,573	5,000	5,000	5,000
Unallocated Insurance	SW11910	14,462	16,402	16,402	20,000
Prov For Employ Trng/Eval Prog	SW11989	500	1,000	1,000	1,000
Contingency	SW11990	-	22,516	10,000	-
State Retirement	SW19010	241,300	212,975	205,000	212,975
Social Security	SW19030	11,986	12,000	12,000	12,000
Worker's Compensation	SW19040	65,976	60,000	60,000	60,000
Life Insurance	SW19045	113	300	300	300
Unemployment Insurance	SW19050	-	5,000	5,000	5,000
Disability Insurance	SW19055	83	500	500	500
Hospital / Medical Insurance	SW19060	402,511	443,000	418,000	470,200
Welfare Fund-White Collar/Appt	SW19065	2,001	4,200	4,200	4,200
Misc. Salaried Benefits	SW19070	171,754	100,000	100,000	100,000
Serial Bonds	SW19710	847,669	841,000	841,000	724,000
Interfund Transfers	SW19901	716,898	700,178	700,178	728,103
Interfund Trans - Capital Cash	SW19950	436,500	-	-	-
Total Unallocated Expenses		\$ 62,933,831	\$ 65,867,441	\$ 62,958,083	\$ 62,691,799

Unallocated Revenues

Appropriated Reserves	A0511	-	3,655,107	3,655,106	225,000
Appropriated Fund Balance	A0599	-	19,507	19,507	-
Real Property Taxes	A1001	39,544,044	39,482,847	39,482,847	42,109,825
Other Payments Lieu of Taxes	A1081	73,545	68,045	68,045	68,045
Franchises	A1170	4,317,747	4,150,000	4,150,000	4,150,000
FOIL Request	A1260	966	1,000	1,000	1,000
Misc Revenue, Other Gov	A2389	26,082	27,000	27,000	27,000
Rental of Real Property	A2410	424,147	368,312	368,312	374,918
Tower Rental	A2414	356,469	347,000	360,000	303,000
Rental, Other	A2440	11,360	-	4,512	-
Oil Transfer Permits	A2591	3,043	-	-	-
Minor Sales, Other	A2655	4,800	8,000	8,000	8,000
Sale Of Equipment	A2665	10,513	5,000	5,000	5,000
Insurance Recoveries	A2680	145,884	200,000	300,000	200,000
Other Compensation For Loss	A2690	130,946	20,000	220,000	20,000
Refund Of PR YRS Expend	A2701	39,476	-	13,005	-
Gifts & Donations	A2705	20,475	10,400	12,500	-
Employee/Retiree Contributions	A2709	976,986	850,000	850,000	675,000
Unclassified Revenues	A2770	79,601	45,000	45,000	20,000



Audit & Control

Peggy Karayianakis, Interim Comptroller/Director

			2016		
	Fund/ Division	2015 Actual	Modified Budget	2016 Projected	2017 Budget
State Aid, Per Capita	A3001	1,067,256	1,067,256	1,067,256	1,067,256
State Aid, Mortgage Tax	A3005	7,376,881	7,500,000	8,000,000	7,500,000
State Aid, Other	A3089	1,718	-	-	-
Interfund Transfers	A5031	4,150,647	4,469,548	4,469,548	4,763,246
Capital Project Transfers	A5033	881,630	65,347	65,347	-
Appropriated Reserves	B0511	-	144,000	144,000	90,000
Real Property Taxes	B1001	4,195,795	4,266,967	4,266,967	4,616,154
Other Payments Lieu of Taxes	B1081	15,341	36,000	16,000	36,000
FOIL Request	B1260	3,986	2,000	4,000	2,000
Insurance Recoveries	B2680	44	-	-	-
Employee/Retiree Contributions	B2709	210,196	260,000	230,000	120,000
Unclassified Revenues	B2770	47,700	31,250	-	-
Rental of Real Property	C2410	105,251	111,000	111,000	89,218
Real Property Taxes	CB1001	186,500	186,500	186,500	186,500
Interest & Penalties	CB1090	-	5	5	5
Appropriated Reserves	DB0511	-	1,000,000	1,000,000	25,000
Real Property Taxes	DB1001	29,717,196	31,713,152	31,713,152	32,597,757
Other Payments Lieu of Taxes	DB1081	66,506	66,500	66,500	66,500
Employee/Retiree Contributions	DB2709	361,558	175,000	200,000	240,000
Capital Project Transfers	DB5033	64,857	-	-	-
Real Property Taxes	SF11001	1,531,543	1,572,553	1,572,553	1,574,370
Interest & Penalties	SF11090	15	-	-	-
Interest & Earnings	SF12401	1,236	5,000	5,000	5,000
Appropriated Fund Balance	SL0599	-	749,631	750,000	500,000
Real Property Taxes	SL1001	3,281,315	3,295,166	3,295,166	3,477,062
Other Payments Lieu of Taxes	SL1081	7,124	7,700	7,700	7,700
Insurance Recoveries	SL2680	-	-	10,500	-
Employee/Retiree Contributions	SL2709	26,280	15,000	15,000	15,000
Capital Project Transfers	SL5033	-	369	-	-
Appropriated Fund Balance	SM10599	-	2,500	2,500	-
Real Property Taxes	SM11001	548,871	401,946	401,946	414,904
Other Payments Lieu of Taxes	SM11081	1,146	-	-	-
Unclassified Revenues	SM12770	38,263	46,300	46,300	61,085
Appropriated Fund Balance	SM20599	-	2,500	2,500	-
Real Property Taxes	SM21001	2,371,423	2,176,522	2,176,522	848,235
Other Payments Lieu of Taxes	SM21081	2,079	2,100	2,100	2,100
Appropriated Reserves	SR0511	-	50,000	50,000	-
Appropriated Fund Balance	SR0599	-	365,000	365,000	300,000
Real Property Taxes	SR1001	24,034,328	24,160,829	24,160,829	24,570,261
Refund Of PR YRS Expend	SR2701	127	-	-	-
Employee/Retiree Contributions	SR2709	94,186	50,000	50,000	50,000



Audit & Control

Peggy Karayianakis, Interim Comptroller/Director

		2015	2016	2016	2017
	Fund/ Division	Actual	Modified Budget	Projected	Budget
Capital Project Transfers	SR5033	21,133	-	-	-
Appropriated Fund Balance	SS10599	-	455,000	455,000	250,000
Real Property Taxes	SS11001	4,901,789	4,605,558	4,605,558	4,734,899
Other Payments Lieu of Taxes	SS11081	31,057	30,500	30,500	1,700
Non-Prop Tax Distrib County	SS11120	144,701	144,701	144,701	144,701
Insurance Recoveries	SS12680	7,025	-	-	-
Employee/Retiree Contributions	SS12709	34,068	17,000	21,000	21,000
Capital Project Transfers	SS15033	300	-	-	-
Appropriated Fund Balance	SS20599	-	13,895	13,895	-
Real Property Taxes	SS21001	114,847	117,322	117,322	126,767
Other Compensation For Loss	SS22690	-	-	10,000	-
Employee/Retiree Contributions	SS32709	2,535	4,000	2,500	4,000
Interfund Transfers	SS35031	20,352	-	-	-
Appropriated Reserves	SW10511	-	50,000	50,000	90,000
Appropriated Fund Balance	SW10599	-	876,593	876,593	500,000
Real Property Taxes	SW11001	2,433,277	2,412,031	2,412,031	2,395,317
Unpaid Water Bills	SW11030	173,880	100,000	100,000	100,000
Tower Rental	SW12414	239,073	255,825	255,825	283,000
Employee/Retiree Contributions	SW12709	24,450	10,000	11,000	12,000
Unclassified Revenues	SW12770	100	-	100	-
Capital Project Transfers	SW15033	93,830	-	-	-
Total Unallocated Revenue		\$ 134,799,499	\$ 142,347,284	\$ 143,149,750	\$ 140,075,525
Net Department Costs		\$ (71,865,668)	\$ (76,479,843)	\$ (80,191,667)	\$ (77,383,726)



Audit & Control

Peggy Karayianakis, Interim Comptroller/Director

	2015	2016	2016	2017
	Actual	Modified Budget	Projected	Budget
Expenses				
Salary and Wages	1,504,970	2,077,424	1,684,820	1,435,210
Employee Benefits and Taxes	36,687,673	37,217,866	35,947,803	40,027,303
Contractual Costs, Materials & Supplies	4,837,940	5,439,194	5,409,585	3,162,494
Fixed Assets	3,926	1,500,500	500	1,500,500
Principal on Indebtedness	11,166,634	10,703,290	11,112,290	10,666,250
Interest on Indebtedness	2,893,570	2,866,260	2,740,260	2,824,400
Interfund Transfers	7,592,709	7,832,002	7,832,002	4,763,246
Total Expenses	\$ 64,687,421	\$ 67,636,536	\$ 64,727,260	\$ 64,379,403
Revenues				
Appropriated Fund Balance	-	7,383,733	7,384,101	1,980,000
Real Property Tax	113,034,808	114,491,393	114,491,393	117,752,051
Real Property Tax Items	479,803	493,450	493,450	464,650
Non-Property Tax Items	4,462,448	4,294,701	4,294,701	4,294,701
Departmental Income	10,405	4,750	11,800	4,750
Intergovernment Charge	26,082	27,000	27,000	27,000
Use of Money & Property	1,555,127	1,542,998	1,709,861	1,458,396
Licenses and Permits	3,043	-	-	-
Sale of Property/Compensation for Loss	299,212	233,000	553,500	233,000
Miscellaneous	1,956,001	1,513,950	1,496,405	1,218,085
State Aid	8,445,855	8,567,256	9,067,256	8,567,256
Federal Aid	16,883	-	-	-
Interfund Transfers	5,232,750	4,535,264	4,534,895	4,763,246
Total Revenues	\$ 135,522,416	\$ 143,087,495	\$ 144,064,362	\$ 140,763,135
Net Cost	\$ (70,834,995)	\$ (75,450,959)	\$ (79,337,102)	\$ (76,383,732)



Audit & Control

Peggy Karayianakis, Interim Comptroller/Director

	2015	2016	2016	2017
	Actual	Modified Budget	Projected	Budget
<u>Net Cost by Fund</u>				
General Fund	(32,589,455)	(31,901,037)	(35,174,016)	(32,757,475)
Part Town	(810,748)	(626,000)	(845,820)	(549,579)
Business Improvement District	-	-	-	-
Highway	(13,692,653)	(16,695,062)	(16,903,167)	(17,091,798)
Fire Protection	23,636	-	-	-
Street Lighting	(2,271,232)	(2,975,361)	(2,962,961)	(2,833,650)
Commack Ambulance	(4,423)	-	-	-
Huntington Ambulance	5,189	-	-	-
Consolidated Refuse	(19,572,099)	(19,739,151)	(19,742,119)	(19,906,026)
Huntington Sewer	(2,023,722)	(2,389,794)	(2,514,899)	(2,399,136)
Centerport Sewer	(76,219)	(115,880)	(125,880)	(112,880)
Waste Water	238,584	285,515	271,756	316,162
Dix Hills Water	(61,853)	(1,294,189)	(1,339,996)	(1,049,350)
Total Net Cost	\$ (70,834,995)	\$ (75,450,959)	\$ (79,337,102)	\$ (76,383,732)



Engineering Services

Joseph F. Cline, P.E. Director

◆ Departmental Mission:

The Department of Engineering Services is a multi-functional department providing a variety of Engineering and Building Services to Town Residents. The mission of the Department is to provide, where applicable, safe, code compliant and economical engineering designs, oversight and construction management of renovation projects within the Town, both in the public and private sector. The following four (4) divisions comprise the Department of Engineering Services: Engineering Design, Building and Housing, Fire Prevention, and the Dix Hills Water District.

◆ Legal Authority:

Chapter 25 of the Huntington Town Code establishes the Department of Engineering Services and defines the flow and duties of the various divisions. The operation of the department is also governed by numerous State and local laws/codes, including but not limited to the following:

New York State Town Law, Sections 20 & 24	
New York State Fire Prevention and Building Code	
New York State Vehicle and Traffic Law - Section 1660	
Huntington Town Code	- Chapter 87
Huntington Town Code	- Chapter 104
Huntington Town Code	- Chapter 111
Huntington Town Code	- Chapter 137
Huntington Town Code	- Chapter 153
Huntington Town Code	- Chapter 198

◆ Operating Environment:

Engineering Services: The Engineering Design Division is responsible for the in house design and development of plans and specifications for renovations and new capital construction projects within the Town in addition to supervising the actual construction of the projects. The Town contracts with professional engineering consultants on occasion for more complex projects that require particular expertise. This division performs the contract administration on these consultant projects. The scope of the divisions' projects are diverse and vary from roadway and drainage improvements, parking lots, traffic calming, Town parks, marine construction, building design/renovations and construction of public works buildings.

This division is also responsible for engineering review of Planning Board commercial site plan and subdivision applications. Engineering Services supports the capital project requirements of the Parks and Recreation Department, Maritime Services Division and General Services Division to improve the quality of life projects undertaken throughout the Town.

Building and Housing: The Building and Housing Division is responsible for the administration of the building permit process to insure that all construction complies with the relevant provisions of the Federal, State and Local Codes, including but not limited to, the Building Construction, Fire Prevention, Plumbing and Zoning



Engineering Services

Joseph F. Cline, P.E. Director

Ordinances. Division personnel administer and apply the eight Building Codes of the State of New York. This Division is responsible for accepting, reviewing and approving applications, issuing permits and inspecting the various stages of construction. Certificates of Occupancy (CO) are issued when all documentation is received and inspections have been completed. Finally, the files are maintained for thousands of open permits. The Division maintains a vast amount of records of the building permit histories of each property in the Town of Huntington. These records include computerized summaries, microfilm aperture cards and reels, and beginning in 2005, digital scanning. It is from these databases that thousands of duplicate CO's are issued each year.

This Division also administers the Town of Huntington's Marine Conservation and Coastal Erosion Laws. The oversight goal is to minimize disturbance and disruption and to keep natural habitats healthy for human use and to protect marine resources, including the fish shellfish, wildlife and vegetation native to the shoreline. These actions, in turn, protect us from floods, storm damage and promote the economic and general public welfare by preserving resources essential to Huntington's continued prosperity.

Marine Conservation: In general, the Marine Conservation Law regulates and provides for the enforcement of:

- Removal/Deposit of Materials (Dredging Permits)
- Construction/Reconstruction on Shoreline (Bulkheads, Docks, Etc.)
- Emergency Repairs/Maintenance of Structures

Coastal Erosion: Regulated activities within erosion hazard areas require written approval in the form of a Coastal Erosion Hazard Area (CEHA) permit in order to ensure the work is undertaken in a manner that minimizes damage to property and natural protective features and natural resources. This is to prevent erosion hazard and protect human life. (Some actions may be prohibited, if necessary to maintain natural protective features or to prevent erosion impacts.) Huntington is one of forty-two communities that have adopted local coastal erosion management laws consistent with New York State standards that the Department of Environmental Conservation (DEC) has certified to oversee the CEHA permit application process within local boundaries.

Fire Prevention: The Bureau of Fire Prevention is responsible for enforcing fire safety codes throughout the Town. This would include, but not be limited to the following:

- The issuance of construction permits and requisite field inspections for the installation of fire protection equipment including fire sprinkler systems, fire alarm systems, fixed wet and dry chemical extinguishing systems, clean agent extinguishing systems, alternate agent extinguishing systems, and carbon monoxide detection systems.
- The issuance of operation permits and requisite field inspections for twenty-four types of activities or processes detailed within the Town Fire Code from storage of aerosol products to conducting welding or other hot work activities.
- The issuance of general fire safety inspection certificates for the performance of inspections performed within all commercial properties on an annual basis.



Engineering Services

Joseph F. Cline, P.E. Director

- The investigation of complaints pertaining to the existence of conditions or activities that fails to comply with the Fire Code of New York State and or the Town of Huntington Fire Code.
- Conduct fire investigation activities at all major fires that occur within the Town to determine cause and origin and assist the Suffolk County Police Department Arson Squad in these activities.
- The Bureau serves as the liaison between the twelve fire districts within the Town and other Town departments and represents the interests of the Town at various fire association or committee meetings.

Dix Hill Water District: The Dix Hills Water District is a public water supply district, which supplies water to an area with a population of 41,000 people. The District is responsible for delivering high quality drinking water to approximately 8,400 homes and businesses in the Dix Hills section of the Town. The District maintains (17) supply wells, three (3) water storage tanks, five (5) emergency electrical generators, three (3) specialized water treatment systems, 80 miles of water main, 1,290 fire hydrants and over 2,000 system valves.

◆ Workload Indicators:

Engineering Services: The workload in the Engineering Services Division is predicated on the ability to perform in-house design services and monitor the construction in the field, and as such, the division is working at or near optimal capacity.

A current list of active design phase and construction phase projects would include but not be limited to the following:

1. South Parking Garage – Phase 2 Waterproofing and Hand Railings
2. South Parking Garage – Elevator Upgrade
3. James D. Conte Community Center – Design Phase Services
4. Columbia Terrace Site Work Development
5. Burr's Lane Park, Dix Hills – Design Phase Services
6. Sweethollow Park, Melville – Construction Phase Services
7. Hobart Beach Playground, Eaton's Neck
8. MS-4 Compliance – Stormwater Management Planning
9. Manor Park Sanitary
10. John Walsh Park Sanitary
11. Crab Meadow Pavilion Repairs
12. Woodbine Marina Wave Baffle
13. Centerport Beach Bio-Swale
14. Animal Shelter, Halesite
15. RFQ – Professional Engineering & Surveying Services
16. Mill Dam Park – water service RPZ

Building and Housing: As many as 80 people a day visit the Building and Housing Division. Summer and fall traditionally have the highest volume of all indicators.



Engineering Services

Joseph F. Cline, P.E. Director

The table below outlines the Building and Housing workload in recent years:

Year	Building Permits	Plumbing Permits	Inspections	Certificates of Occupancy	Duplicate C.O.'s	Letters-in-Lieu	Persons Served	Avg. # of Persons Served per Day	Revenue
2012	2,965	1,873	11,584	2,045	7,197	40	9,543	39	\$3,011,547
2013	2,325	2,678	11,860	2,296	7,121	81	11,754	50	\$3,096,658
2014	2,967	2,372	11,982	2,079	7,013	37	11,097	46	\$3,349,383
2015	3,348	1,748	12,943	2,532	6,318	41	13,798	60	\$4,127,720
2016 est.	2,994	1,536	13,390	1,455	6,430	26	15,576	61	\$4,065,000

Fire Prevention Bureau: The table below outlines the workload of the Fire Prevention Bureau in recent years:

Year	Fire Protection Systems	Fire Inspection Permits	Multiple Residence Inspections	Revenue
2012	325	900		\$348,336
2013	325	814		\$366,000
2014	250	823		\$400,730
2015	282	1099	250	\$542,427
2016 est.	250	1250	150	\$600,000

Dix Hills Water District: The Dix Hills Water District operates 365 days a year, 24 hours a day. The District delivers water to over 8,400 customers and reads over 8,400 meters, four times a year. A Dix Hills Water District annual summary can be found below:

Year	Pumpage (Gallons)	Water Main Service/Repairs	Hydrants	Total Accounts	Revenue
2012	2,006,308,000	13	1285	8,493	\$1,675,405
2013	2,100,000,000	10	1,284	8,493	\$1,901,419
2014	2,018,167,000	16	1,284	8,494	\$1,742,480
2015	2,216,469,000	12	1,269	8,493	\$2,216,469
2016 est.	2,100,000,000	15	1,290	8,511	\$1,812,300

A current list of Water District active design phase and construction phase projects would include but not be limited to the following:

1. Heller Ct./BOCES water mains
2. Plant 1 Rehabilitation, Caledonia Rd.
3. Plant 6 - SCADA Upgrades
4. Plant 1 – Gas/Diesel Tank Replacement
5. NYSDOT Welcome Center LI Expressway



Engineering Services

Joseph F. Cline, P.E. Director

◆ 2016 Achievements:

Engineering Services: Engineering Services achieved completion of the following projects through June of this past year:

1. Halesite Marina – Bulkhead Rehabilitation
2. Broadway, Greenlawn Streetscaping
3. James D. Conte Community Center - Environmental Remediation
4. Article 12 - Crab Meadow Clubhouse

This completed construction work totaled over \$3M dollars.

Building and Housing Division: in an effort to process the maximum amount of permits in the Division, staff assignments were modified. Our ability to issue and actually mail permits has increased from approximately 15 to 30 permits daily.

This year Building Department Staff started meeting on a bi-weekly basis. This has improved communication and resulted in a more consistent message being presented to the constituents during permit transactions.

Historically, the Department would have approximately (20) telephone messages daily that would not be returned. Overflow telephone calls are now routed to the Engineering office and clerks answer questions and take messages. This has greatly improved our perception with the public doing business with our office.

Fire Prevention Bureau: The Bureau of Fire Prevention completed an initiative with the Department of Information Technology and the Department of Planning whereby functionality has been incorporated within our existing Arc GIS online data repository which allows for Notices of Violation to be created and disseminated electronically with office staff as well as the respective violator. The initiative has increased productivity and serves as an important first step to transition to a paperless inspection process.

Additionally, the office completed the process of transitioning to an electronic receipt process for all fire permit activities. This upgrade was designed to allow for greater transparency in revenue collection and increase efficiency by reducing repetitive manual activities inherent in producing hand generated receipts.

Dix Hills Water District: The District has established several Preventative Maintenance Programs that address the repair and/or replacement of the mechanical and electrical equipment at each plant site. These PM Programs ensure that our facilities remain in good operating condition and are available to supply water when needed. These programs extend the useful life of each facility.

The District did not complete any capital improvement projects this past year:

The website for the District was updated again this past year to include important information about the district boundaries, the water quality and a copy of the latest district newsletter.



Engineering Services

Joseph F. Cline, P.E. Director

◆ 2017 Goals:

The Department's 2017 goals would include, but not be limited to the following:

Engineering Division: To continue to provide engineering design, construction and overall support to Town Department capital projects and keep them on time and on budget. Continue to assist Town Departments with non-project specific engineering concerns. Continue to deliver accurate construction cost estimates and deliver construction projects on time and on budget.

Building and Housing Division: The goal of the Building and Housing Division is to continue to streamline the Building Permit process with the goal of further decreasing the processing time of permit issuance and improving customer service.

We want to modify the Building Permit process to mimic the plumbing permit process launched in 2015. GOVERN will have to be modified so each of our Permit Examiners can utilize the software efficiently and enter the permit information at the very beginning of the intake process. Once permit information is entered into GOVERN we will be closer to being able to automate the inspection process in the field. We have a goal of providing each of the building inspectors with tablets in the field for accessing site and property information instantly and being able to generate inspection reports in the field.

A management plan is being developed to provide expedited fee based permit processing. It is in the early concept phase, but we hope to provide a system where an applicant can pay a fee and Town Staff will process the application and perform plan review outside normal business hours in an expedited manner.

Fire Prevention: The Bureau of Fire Prevention seeks to continue on the path of improving efficiencies both in the office as well as in the field to ensure that all required activities are completed in a timely manner.

Dix Hills Water District: The Dix Hills Water District will strive to continue to provide safe water in the quantities needed to meet the peak hour demands at a reasonable cost. Over 10,000 laboratory tests are conducted annually to verify the water is safe. The District will insure that they can meet the growing demands placed on the supply and distribution system with minimal service interruptions.

We have to continue to try to educate our customers that our ground water is precious and should be conserved and not wasted. It is estimated that 90% of the water pumped on a hot summer day is used for irrigation of lawns.



Engineering Services

Joseph F. Cline, P.E. Director

	Fund/ Division	2015 Actual	2016 Modified Budget	2016 Projected	2017 Budget
Expenses					
Town Engineer	A1440	\$ 829,222	\$ 1,062,136	\$ 1,052,014	\$ 974,102
Building Department	B1620	1,867,929	1,777,840	1,822,090	1,752,535
Fire Prevention-Safety Inspection	B3620	575,992	495,637	544,387	502,848
Dix Hills Water District	SW18321	2,984,346	3,210,589	3,173,860	3,045,750
Total Expenses		\$ 6,257,489	\$ 6,546,202	\$ 6,592,351	\$ 6,275,235

Revenues					
Other Departmental Income	B1289	-	-	-	-
Fire Inspection Fees	B1540	546,211	500,000	500,000	550,000
Building Department	B1560	3,482,382	3,700,000	3,700,000	3,700,000
Metered Water Sales	SW12140	2,075,341	1,925,000	1,925,000	2,000,000
Water Service Charges	SW12144	186,000	-	-	-
Total Revenues		\$ 6,289,934	\$ 6,125,000	\$ 6,125,000	\$ 6,250,000

Net Department Costs		\$ (32,445)	\$ 421,202	\$ 467,351	\$ 25,235
-----------------------------	--	--------------------	-------------------	-------------------	------------------

	Fund/ Division	2015 Actual	2016 Modified Budget	2016 Actual	2017 Budget
Authorized Positions					
Town Engineer	A1440	9	10	10	9
Building Department	B1620	23	23	22	23
Fire Prevention-Safety Inspection	B3620	5	5	5	5
Dix Hills Water District	SW18321	14	14	13	14
Department Total		51	52	50	51



Engineering Services

Joseph F. Cline, P.E. Director

	2015 Actual	2016 Modified Budget	2016 Projected	2017 Budget
Expenses				
Salary and Wages	\$ 4,199,814	\$ 4,112,611	\$ 4,205,875	\$ 4,040,048
Employee Benefits and Taxes	318,946	330,557	330,557	324,762
Contractual Costs, Materials & Supplies	1,621,521	1,950,493	1,928,493	1,887,425
Fixed Assets	117,208	146,041	124,926	16,500
Capital Outlay	-	6,500	2,500	6,500
Total Expenses	\$ 6,257,489	\$ 6,546,202	\$ 6,592,351	\$ 6,275,235
Revenues				
Departmental Income	\$ 6,289,934	\$ 6,125,000	\$ 6,125,000	\$ 6,250,000
Federal Aid	-	-	-	-
Total Revenues	\$ 6,289,934	\$ 6,125,000	\$ 6,125,000	\$ 6,250,000
Net Cost	\$ (32,445)	\$ 421,202	\$ 467,351	\$ 25,235
Net Cost by Fund				
General Fund	\$ 829,222	\$ 1,062,136	\$ 1,052,014	\$ 974,102
Part Town	(1,584,672)	(1,926,523)	(1,833,523)	(1,994,617)
Dix Hills Water	(32,444)	421,202	467,351	25,235
Total Net Cost	\$ (787,894)	\$ (443,185)	\$ (314,158)	\$ (995,280)



Environmental Waste Management

Matt Laux, Interim Director

◆ Departmental Mission:

To develop and implement programs and policies designed to protect and enhance the quality of the environment within the Town of Huntington as it relates to solid and liquid wastes and recycling. To develop policy and draft Town legislation pertaining to matters that would protect or improve the quality of the environment or natural resources of the Town by providing programs that deal with solid and liquid waste and its effective treatment or disposal. To develop and implement public education programs on proper disposal of solid and liquid waste. Explore and create new programs in recycling, waste reduction or removal and wastewater treatment programs. Initiate new State and Federal mandates as they relate to Town programs and facilities. These departmental goals will further the Town's strategic goals of implementing energy efficient programs, provide education and will further the Town's mission of fostering a sustainable Huntington.

◆ Legal Authority:

Chapter 68 of Town Code, March 3, 1998.

◆ Operating Environment:

The **Administrative Division** of Environmental Waste Management oversees all programs that deal with solid and liquid waste management within the Town. This covers the daily interaction of management with the various divisions under Environmental Waste Management, advisory committees, special interest groups, government agencies and any other groups that fall under the purview of this department. To some degree, external issues such as State and Federal mandates affect departmental programs, grant monies, funding sources and public support for projects.

The **Resource Recovery Facility** is operated in full compliance with all applicable New York State and Federal Regulations for solid waste disposal. The available waste stream is subject to seasonal and economic fluctuations, however, sufficient waste is obtained from non-town sources as needed to maintain full capacity operation.

The **Consolidated Refuse District** provides sanitation, recycling and yard-waste collection through both municipal employees and private contractors to the residents of the Town's hamlets.

Monitoring of the closed and capped **East Northport Landfill's** methane gas and groundwater are mandated as part of the Record of Decision issued by New York State and is conducted, in full compliance with this decision, on a periodic basis by outside firms managed by Department staff. The integrity of the landfill cap and the gas control system are also periodically inspected and maintained in good operating condition.

Increased awareness of the Town's recycling efforts coupled with ever expanding programs has greatly increased the volume of residential traffic at the **Town of Huntington Recycling Center**.

The **Smithtown Cell 6 Facility** still accepts Construction & Demolition materials from residents of both Smithtown and Huntington and transfers the waste to another facility. The Town of Smithtown manages the facility but Department staff reconciles the operating expenses as per an inter-municipal agreement.

The **Huntington Sewer District** operates a State permitted facility capable of processing 2.6 million gallons per day of sewage from the over 3,400 parcels located within the district.



Environmental Waste Management

Matt Laux, Interim Director

The **Centerport Sewer District**, through an inter-municipal agreement with the Village of Northport, processes the sewage generated within the district at the Northport Sewerage Treatment Plant. The Town maintains the sewer lines and pump stations used to convey the sewage to the Village and compensates the Village based on the annual flows.

The **Waste Water Disposal District** continued to receive significant quantities of scavenger waste at the Scavenger Waste Facility (SWF).

◆ Workload Indicators:

The workload in the Environmental Waste Management Department is a function of the following:

- Daily operation and overseeing of the Resource Recovery Facility and monitoring capacity to maintain fuel inventory. In 2015, 334,919 tons of solid waste was processed and it is estimated that this level will be maintained in 2016 and 2017. The processing of this waste generated 188,468 MWH of electricity that was exported from the facility to the local electric grid.
- Maintenance and repair of methane control and monitoring systems and removal of control system condensation at the East Northport Landfill has been successfully continued. No methane has been reported at any of the perimeter wells indicating the systems are working properly. There has been no methane detected in over 10 years. Methane monitoring is done on a quarterly basis.
- The Consolidated Refuse District now consists of more than 58,000 residential parcels that receive two refuse collections and one recycling collection per week and forty-two yard-waste collections per year. The district contains over 500 commercial parcels that receive six collections per week by municipal employees.
- The Huntington Sewer District treated an average of 1,788,000 gallons per day of sanitary sewage in 2015. The treatment plant is permitted to process 2,600,000 gallons per day and therefore is capable of supporting continued commercial and residential growth within the district.
- The Wastewater Disposal Division received and processed 17,208,752 gallons of scavenger waste in 2015. There has been a significant increase in the amount of scavenger waste received beginning in June 2016. This increase is due to an increase in the disposal rate at competing facilities which has made the Huntington facility a cost effective alternative. It is estimated that the total flow for 2016 will exceed 2015 by an additional 2,000,000 gallons. However, the facility is capable of processing more than 25,000,000 gallons annually and therefore has been designed to support this growth.
- The various curbside and drop off recycling programs in the Town recovered 14,997 tons of commingled mixed office paper, cardboard, bottles, cans and plastics; 15,192 tons of yardwaste and 217 tons of e-waste throughout 2015.

◆ 2016 Achievements:

The Department's 2016 significant achievements include the following:

- On January 1, 2015 the Consolidated Refuse District implemented the "Huntington Recycles: All In One" curbside recycling program. This program changed the way curbside recycling is collected, transitioning from dual stream recycling to single stream recycling in an effort to ease the separation and



Environmental Waste Management

Matt Laux, Interim Director

collection burden on residents and increase the recycling rates. In 2015 there was a 10% increase in the rate of curbside recycling over 2014 rates. Based on collections rates observed during the first six-months of 2016 the Department anticipates an additional 2% increase in the annual rate of curbside recycling over 2015 for a combined program increase of 12% over dual stream recycling rates.

- On January 1, 2015 the Town began enforcement of the New York State Disposal Ban on consumer electronics. This ban mandated recycling of electronics. The Department did an educational outreach to residents as well as added additional labor and resources to expand our appointment based curbside electronics recycling program. In 2015 there was a 62% increase over 2014 tonnages .Based on collection rates of the first six-months of 2016 the Department anticipates an additional 9% increase in the annual rate of electronics recycling over 2015, for a combined program increase of 71% over pre-disposal ban tonnages.
- In 2016, the Wastewater Disposal District anticipates the completion of the rehabilitation of Rotating Biological Conductor (RBC) #1 in the Scavenger Waste Disposal Facility improving operating efficiency.

◆ 2017 Goals:

The Department’s 2017 goals include the following:

- Waste Management Administration’s goal is to process constituent service requests as they relate to solid waste collection, recycling and processing. Request types vary from appointments for curbside collection of e-waste, appliance and oversized bulk items; to reported violations of Town Code relating to solid waste disposal; to alleged contracted carter service requirement violations. Service requests are documented by type in the Q-Alert Service Request Management System.
- The Wastewater Disposal District’s goal is to receive and process liquid waste and septage from Town licensed liquid waste haulers at the Scavenger Waste Facility. The annual operating budget for this Special District is based entirely on revenues generated by the tips fees liquid waste haulers pay to the Town for use of the Scavenger Waste Facility.
- The Consolidated Refuse District and Recycling Center’s goals continue to be providing services to aid and promote recycling within the community. Efforts are directed at attaining target-recycling levels outlined in the Town’s Solid Waste Management Plan. A systematic effort will be made to continue outreach and education about the new single stream recycling collection program and increase the curbside recycling rate.

◆ Performance Measures :

The performance measures that will be used to measure progression towards departmental goals are as follows:

Service Requests processed by Dept. of EWM:

Year	Completed Requests	Top Five Request Types
2013	2338	Report Garbage Violations; E-Waste P/U; Yardwaste Missed P/U; Trash Missed P/U; Recycling Missed P/U
2014	2416	E-Waste P/U; Report Garbage Violations; Yardwaste Missed P/U; Trash Missed P/U; Recycling Missed P/U
2015	4052	E-Waste P/U; Report Garbage Violations; Yardwaste Missed P/U; Trash Missed P/U; Appliance P/U.
2016 est.	4110	Estimate based on actual data for 2016 Q1 and Q2



Environmental Waste Management

Matt Laux, Interim Director

Scavenger Waste Processed:

Year	Gallons/Year
2012	18,722,140
2013	16,413,640
2014	17,287,010
2015	17,259,752
<i>2016 est.</i>	<i>18,900,000</i>

Recycling: The Town is attempting to increase the tonnage of recycling diverted from the solid waste stream each year in an effort to accomplish the goals defined in the Town's Solid Waste Management Plan. It should be noted that yard waste diverted from the waste stream is included in the annual totals as part of the Plan, but these totals can vary between 5 and 8% annually and this may skew the data.

Year	Tons/Year
2010	40,518
2011	39,528
2012	35,520
2013	39,360
2014	36,983
2015	37,730
<i>2016 est.</i>	<i>38,485</i>



Environmental Waste Management

Matt Laux, Interim Director

			2016		
	Fund/ Division	2015 Actual	Modified Budget	2016 Projected	2017 Budget
Expenses					
Landfill-Smithtown Cell 6	A8164	\$ 311,863	\$ 274,400	\$ 274,400	\$ 274,400
ENL Post Closure Maintenance	A8166	52,271	66,500	66,500	66,500
Resource Recovery	A8170	18,705,802	19,448,719	18,903,719	19,903,719
Solid Waste Recycling	A8565	628,154	614,622	616,162	612,122
Waste Management Administration	A8793	460,386	463,562	463,562	463,562
Consolidated Refuse District	SR8158	18,889,789	19,797,982	19,740,430	19,947,724
Huntington Sewer District	SS18131	2,668,240	2,715,952	2,675,369	2,675,736
Centerport Sewer District	SS28132	132,551	115,880	115,880	112,880
Waste Water Disposal	SS38133	853,233	950,518	888,315	841,760
Total Expenses		\$ 42,702,289	\$ 44,448,135	\$ 43,744,337	\$ 44,898,403
Revenues					
Refuse & Garbage Charges	A2130	\$ 6,829,535	\$ 7,769,881	\$ 7,000,000	\$ 7,769,881
Town of Smithtown RRP	A2131	4,888,400	5,437,853	5,000,000	5,437,853
Refuse District Tipping Fees	A2132	7,923,959	7,666,001	7,666,001	7,666,001
Town of Smithtown Ash	A2134	1,896,762	2,043,746	2,043,746	2,043,746
Resource Recovery Penalty Fee	A2135	55,392	30,000	30,000	30,000
Refuse & Garbage, Other Govern	A2376	103,824	101,357	373,200	101,357
Sale of Scrap& Excess Materials	A2650	23,533	25,000	34,000	25,000
Sales of Recycled Materials	A2651	5,636	13,200	5,000	13,200
Sale of Compost	A2653	5,700	8,000	8,000	8,000
Refuse & Garbage Charges	SR2130	8,595	9,040	9,040	9,040
Refuse & Garbage, Other Govern	SR2376	9,933	9,658	9,658	9,658
Sales of Recycled Materials	SR2651	113,159	40,000	30,000	40,000
Sewer Charges	SS12122	608,753	276,600	286,000	276,600
Refuse & Garbage Charges	SS32130	1,019,632	1,130,475	1,130,475	1,157,922
Total Revenues		\$ 23,492,813	\$ 24,560,811	\$ 23,625,120	\$ 24,588,258
Net Department Costs		\$ 19,209,476	\$ 19,887,324	\$ 20,119,217	\$ 20,310,145



Environmental Waste Management

Matt Laux, Interim Director

Authorized Positions	Fund/ Division	2016			
		2015 Actual	Modified Budget	2016 Actual	2017 Budget
Landfill-Smithtown Cell 6	A8164	0	0	0	0
ENL Post Closure Maintenance	A8166	0	0	0	0
Resource Recovery	A8170	4	4	4	4
Solid Waste Recycling	A8565	6	6	6	6
Waste Management Administration	A8793	4	4	4	4
Consolidated Refuse District	SR8158	49	49	48	49
Huntington Sewer District	SS18131	18	17	17	17
Centerport Sewer District	SS28132	0	0	0	0
Waste Water Disposal	SS38133	2	2	2	2
Department Total		83	82	81	82

	2016			
	2015 Actual	Modified Budget	2016 Projected	2017 Budget
Expenses				
Salary and Wages	\$ 6,695,548	\$ 6,617,298	\$ 6,594,586	\$ 6,735,370
Employee Benefit and Taxes	521,613	541,805	541,805	537,050
Contractual Costs, Materials & Supplies	35,431,641	37,171,161	36,490,075	37,574,983
Capital Outlay	1,987	12,000	12,000	12,000
Fixed Assets	51,500	105,871	105,871	39,000
Total Expenses	\$ 42,702,289	\$ 44,448,135	\$ 43,744,337	\$ 44,898,403

Revenues				
Departmental Income	\$ 23,175,636	\$ 24,333,596	\$ 23,135,262	\$ 24,361,043
Intergovernmental Charge	113,757	111,015	382,858	111,015
Fines and Forfeitures	55,392	30,000	30,000	30,000
Sale of Property/Compensation for Loss	148,028	86,200	77,000	86,200
State Aid	-	-	-	-
Total Revenues	\$ 23,492,813	\$ 24,560,811	\$ 23,625,120	\$ 24,588,258

Net Costs	\$ 19,209,476	\$ 19,887,324	\$ 20,119,217	\$ 20,310,145
------------------	----------------------	----------------------	----------------------	----------------------

Net Cost by Fund				
General Fund	\$ (1,574,263)	\$ (2,227,235)	\$ (1,835,604)	\$ (1,774,735)
Consolidated Refuse	18,758,101	19,739,284	19,691,732	19,889,026
Huntington Sewer District	2,059,486	2,439,352	2,389,369	2,399,136
Centerport Sewer District	132,551	115,880	115,880	112,880
Waste Water Disposal	(166,399)	(179,957)	(242,160)	(316,162)
Total Net Cost	\$ 19,209,476	\$ 19,887,324	\$ 20,119,217	\$ 20,310,145



General Services

Mark J. Tyree, Director

◆ Departmental Mission:

The Department of General Services is a multi-functional department whose mission is to provide maintenance services for all Town owned facilities, properties, vehicles and equipment.

◆ Legal Authority:

The Department of General Services was established by Town Board Resolution on September 14, 1982 (Chapter 32 of the Town Code, Local Law Number 10-1982). On August 11, 1992 and March 9, 1993, Chapter 32 of the Town Code was amended adding the division of Parks Maintenance. On June 6, 2000, Chapter 32 of the Town Code was once again amended to include the maintenance of all Town Parks including the Dix Hills Park Facility and Crab Meadow Golf Course as part of General Services. On May 6, 2014, Chapter 32 of the Town Code was again amended to include 2 Deputy Directors and 7 Divisions.

◆ Operating Environment:

The **Building and Grounds Maintenance** division is responsible for the routine maintenance, building repairs, custodial services and grounds keeping of all Town owned facilities and properties.

The **Vehicle Maintenance** division is responsible for maintaining and repairing approximately 399 vehicles/equipment owned by the Town. Each vehicle requires routine maintenance, including oil and brake pad changes. Each vehicle is inspected in accordance with New York State Standards.

The **Dix Hills Park Facility** division is responsible for building and grounds maintenance for the entire facility. The facility includes an ice rink (with 2 slabs of ice), a swimming pool and a nine-hole golf course (golf course maintained by Golf Course Maintenance division – see below).

The **Golf Course Maintenance** division is responsible for grounds maintenance of the eighteen-hole golf course (Crab Meadow), a nine-hole golf course (Dix Hills Park) and maintains the necessary heavy equipment to keep both golf courses in good condition.

The **Central Supply/Mailroom and Print Shop** divisions support all Town departmental needs by distributing Town mail to each department throughout the Town, fulfilling multiple copy orders and providing a wide variety of printing options and services.

The **Organic and Gateway Gardens** allow 400+ residents to obtain plots of land on which to grow organic produce.

◆ Workload Indicators:

The General Services workload is a direct reflection of our normal operating functions, the number of work order requests for maintenance received from the departments within the Town as well as public requirements (H@YS), and those generated through Town Board Resolutions.



General Services

Mark J. Tyree, Director

◆ 2017 Achievements:

The Department of General Services continues to meet the challenges of an ever-changing work environment. All divisions strive diligently to conserve resources, streamline workflow procedures, and improve constituent-employee relations.

The Department has achieved numerous other goals, including, but not limited to, the following:

- New Command Center at Town Hall
- Resurfaced several athletic courts at various Town parks
- Secured new sound stage to replace Thimble Theater
- Completed numerous ADA upgrades at various Town parks

◆ 2017 Goals:

The Department's 2017 goals include the following:

- Continue Vehicle Leasing Program (vehicle repair cost reduction).
- Continue energy efficiency upgrades for cost savings.
- Implement Employee Efficiency initiatives, as mandated by the Town Supervisor.

◆ Performance Measures:

The performance measures that will be used to measure progression towards departmental goals are as follows:

- Request funding for the purchase of new vehicles and track the number of vehicles replaced.

Year	Vehicle Maintenance Expenses	Total Number Vehicles in Fleet	Vehicles Purchased and Replaced
2014	\$1,018,496.13	221	11
2015	\$1,110,799.00	219	10/10
2016-Estimated	\$1,179,157.00	227	14/5

- Monitor and track the number of work orders completed (all divisions).



General Services

Mark J. Tyree, Director

		2015	2016	2016	2017
	Fund/ Division	Actual	Modified Budget	Projected	Budget
Expenses					
General Services Administration	A1490	\$ 683,931	\$ 561,519	\$ 561,519	\$ 513,935
Buildings and Grounds	A1621	8,579,715	8,601,525	8,686,631	8,595,762
Heckscher Amphitheater	A1624	11,757	12,000	11,000	12,000
Vehicle Maintenance	A1625	1,105,793	1,164,420	1,164,420	1,169,495
Central Supply & Mailroom	A1660	412,751	431,768	431,493	436,764
Copy Center	A1670	234,210	251,000	251,000	251,000
Dix Hills Park Maintenance	A7116	1,801,205	1,838,099	1,798,949	1,842,681
Golf Course Maintenance	A7183	1,181,701	1,279,624	1,226,624	1,294,541
Organic Garden	A8560	6,777	6,200	6,250	6,200
Total Expenses		\$ 14,017,840	\$ 14,146,155	\$ 14,137,886	\$ 14,122,378

Revenues

Unpaid Property Clean up	A1032	\$ 61,341	\$ 20,000	\$ 56,380	\$ 20,000
Organic Garden Rental	A2411	7,210	7,000	7,000	7,000
Federal Aid-FEMA	A4785	86,124	-	-	-
Total Revenues		\$ 154,675	\$ 27,000	\$ 63,380	\$ 27,000

Net Department Costs

	\$ 13,863,165	\$ 14,119,155	\$ 14,074,506	\$ 14,095,378
--	----------------------	----------------------	----------------------	----------------------

		2015	2016	2016	2017
	Fund/ Division	Actual	Modified Budget	Actual	Budget
Authorized Positions					
General Services Administration	A1490	8	7	6	6
Buildings and Grounds	A1621	70	73	72	73
Heckscher Amphitheater	A1624	0	0	0	0
Vehicle Maintenance	A1625	9	9	9	9
Central Supply & Mailroom	A1660	4	4	4	4
Central Printing	A1670	0	0	0	0
Dix Hills Park Maintenance	A7116	10	10	10	10
Golf Course Maintenance	A7183	8	8	8	8
Organic Garden	A8560	0	0	0	0
Department Total		109	111	109	110



General Services

Mark J. Tyree, Director

	2015	2016	2016	2017
	Actual	Modified Budget	Projected	Budget
Expenses				
Salary and Wages	\$ 9,076,178	\$ 8,640,955	\$ 8,844,671	\$ 8,629,678
Employee Benefits and Taxes	702,173	701,490	701,490	689,350
Contractual Costs, Materials & Supplies	4,002,267	4,429,540	4,221,755	4,470,350
Fixed Assets	39,873	165,170	160,970	124,000
Capital Outlay	197,349	209,000	209,000	209,000
Total Expenses	\$14,017,840	\$14,146,155	\$14,137,886	\$14,122,378
Revenues				
Real Property Tax	\$ 61,341	\$ 20,000	\$ 56,380	\$ 20,000
Departmental Income	7,210	7,000	7,000	7,000
Federal Aid	86,124	-	-	-
Total Revenues	\$ 154,675	\$ 27,000	\$ 63,380	\$ 27,000
Net Cost	\$13,863,165	\$14,119,155	\$14,074,506	\$14,095,378
Net Cost by Fund				
General Fund	\$13,863,165	\$14,119,155	\$14,074,506	\$14,095,378
Total Net Cost	\$13,863,165	\$14,119,155	\$14,074,506	\$14,095,378



Highway Department

Peter S. Gunther, Superintendent of Highways

◆ Departmental Mission:

The Highway Office is responsible for the maintenance and repair of approximately 800 miles of streets, roads, and right-of-ways in the Town of Huntington. It is also responsible for the maintenance of all existing drainage systems, which include recharge basins, overflow pools, catch basins and miles of drainage pipe. These responsibilities are a 24-hour, seven day a week obligation.

The mission of the Highway Office is to provide the residents of the Town of Huntington and the motoring public with safe and well-maintained streets and roads. It is through sound and prudent financial administration that the Highway Office has been able to deliver these services at a time when fiscal resources have proven limited.

◆ Legal Authority:

The operation of the Highway Office is mandated by New York State Highway Law, Section 140, as enacted by the Senate and the Assembly of the State of New York.

◆ Operating Environment:

There are a variety of influences at work on roads and drainage systems throughout their service life. There is the normal wear and tear associated with usage. Environmental factors such as snow, ice, rain and dramatic fluctuations in temperature take a toll on existing systems. The climate on Long Island is a prime example of a freeze-thaw cycle. This cycle is particularly damaging to roads, in that, the freezing and thawing of moisture has proven to weaken sub grades and bring about a more rapid deterioration of pavement. The environmental factors, coupled with an aging system of roads, have created a scenario where the effective administration of resources is essential in order to maintain the present level of services. The nature of the work performed by the Highway Office is labor intensive. In order to effectively implement the existing pavement management, tree management and drainage management systems it is necessary to maintain existing staffing levels. In addition to planned improvements, a major responsibility of this office is to respond to resident requests and requests from other Town offices and departments.

The Highway Department provides the following town-wide services:

Safety of Residents & Public: Examples of steps the Highway Office takes for safety purposes include:

- Installation of guide rails in accident-prone road locations.
- Installation of water hydrant blue marking strips in roads opposite hydrants.
- Road Signs – larger and more reflective keeping them visible and improving sight distance at intersections.
- Road striping improvements.
- Traffic calming.



Highway Department

Peter S. Gunther, Superintendent of Highways

Pavement Management: In 2014, when Superintendent of Highways Peter Gunther took office, he prioritized the development of a comprehensive pavement evaluation program. As part of the program, 15 people are dedicated to the annual inspection of the Town's more than 800 miles of roads. In the spring, all roads are inspected and evaluated using a pavement condition index which is used to develop the year's paving program. This ensures that all residents receive fair and equitable treatment. The last few winters have brought historically low temperatures over prolonged periods which accelerate the deterioration of roadways. Proper rehabilitation increases the longevity and useful life of pavement and improves the safety and ride-ability of Town roads. Highway Office personnel perform as much routine maintenance and rehabilitation that staffing and equipment limitations allow while roads requiring extensive rehabilitation are paved by a contractor so that the town realizes savings based on economy of scale. The increasing cost of asphalt and construction prices puts a greater demand on the Town's paving budget, but we typically pave 20miles of road each year.

Drainage Management: Drainage management involves two phases: the first involves maintenance and improvements to address flooding issues, the second involves the reduction of runoff within watersheds that discharge to Huntington's surface waters.

To address flooding, we are working to increase the capacity of many drainage systems throughout the Town. Long Island now receives heavy rainfall events that overwhelm the Town's systems with an increasing frequency. Therefore the town's systems must be upgraded to meet the new demands caused by these changing weather patterns. Many roads experience severe flooding during heavy rains, causing damage or potentially hazardous conditions for the public. Types of work under this stage include the following: maintenance of drainage systems including catch basins, leaching pools and recharge basins; regrades along road flowlines to maximize the effectiveness of drainage structures; and installation of new structures to increase effectiveness. Highway Office personnel perform as much of this work as staffing and equipment limitations allow. Standing water on pavement deteriorates asphalt courses and erodes Town roads. Improving a roadway's drainage system prior to pavement rehabilitation ensures the quality and longevity of the roads.

The second phase of this work is in keeping with the Town's Stormwater Management Program Plan and in compliance with State and Federal regulations. Our office installs drainage within watersheds that contribute road runoff either directly or indirectly to natural water bodies throughout the Town. This work reduces pollutant loadings conveyed in the road runoff which in turn improves water quality, as well as the condition of our beaches and shellfish harvesting that ultimately affect public health.

Tree Management: There are over 116,000 trees in our database that are on Town-right-of-ways. The Highway Office is responsible for the maintenance, removal and trimming of these trees. The work performed is done both by Town personnel and private contractors. The work involves tree removal, trimming, and replanting.

Sign Shop: This office is responsible for signs and pavement markings. New Federal mandates require the replacement of all street signs town-wide. The Highway Office is presently updating all road signs to meet Federal regulations and State supplement as of September 2014. Additionally, the sign shop has provided assistance to other Town departments when requested.



Highway Department

Peter S. Gunther, Superintendent of Highways

Street Sweeping: The Highway Office has developed a sweeping maintenance program that encompasses over 800 miles of Town roads. This service enhances the aesthetic appearance of the roads and protects the effectiveness of the existing drainage system. Removing sand and debris from the roadway is an essential component of roadway maintenance. The greater volume of material on the roadways coupled with increasing age of the Town's road sweeping equipment has proven to make sweeping more difficult and time-consuming than previous years due to extreme snow. To assist with our sweeping program we are requesting addition funding for the sweeping program.

Leaf Bag Distribution: The Highway Office distributes leaf bags to Town residents in order to facilitate the collection of leaves every fall. Keeping the leaves off the streets and out of the drainage system ensures the safety of the Town roads and the effectiveness of the drainage systems.

◆ Workload Indicators:

Resident Requests: The Highway Office Operations Center, recently relocated to the Elwood Administrative Office, will annually receive over approximately 20,000 calls, emails, walk-ins and numerous Huntington-At-Your-Service requests. All of these procedures aid in the Highway department accurately and promptly addressing any residential concerns. Many of these calls will involve resident requests for paving, street sweeping, snow and ice control, tree and tree limb removals, asphalt berms, aprons, and permits for curb cuts, block parties, banners, parades, street signs & striping and Adopt-A-Highway.

Many of the functions performed by the Highway Office are contingent on the weather. The demands placed upon the resources of this office are directly related to the number, intensity, and severity of seasonal storms. In addition, roads and streets are dynamic structures greatly influenced by the workloads imposed on them by the size, weight and volume of traffic, which in recent years has been increasing.

Through effective operational management there were more than 800 miles of roads plowed and swept, 524 recharge basins cleaned, 25,000 catch basins maintained and 2,000 leaching pools and 500 miles of drainage pipe retained.

◆ 2016 Achievements:

The Highway Office is extremely proud of its ability to deliver quality services to the many residents of the Town of Huntington. Emergency situations caused by the weather were responded to immediately.

◆ 2017 Goals:

The 2017 goals for the Highway department include the following:

- Increase the overall quality of Town roads.
- Maintain or increase the number of lane miles resurfaced.
- Increase the number of tree planting town-wide.



Highway Department

Peter S. Gunther, Superintendent of Highways

	Fund/ Division	2016			
		2015 Actual	Modified Budget	2016 Projected	2017 Budget
Expenses					
Superintendent of Highways	A5010	\$ 842,440	\$ 777,698	\$ 772,698	\$ 786,396
Highway Repairs	DB5110	12,250,149	12,309,376	12,268,718	12,681,260
Capital Highway Improvements	DB5112	2,420,057	1,706,000	1,706,000	1,706,000
Highway Machinery	DB5130	2,491,119	1,982,173	1,981,328	2,081,530
Brush Weeds	DB5140	311,168	382,000	357,000	380,000
Snow Removal	DB5142	5,505,714	2,188,908	2,839,000	2,188,908
Total Expenses		\$ 23,820,647	\$ 19,346,155	\$ 19,924,744	\$ 19,824,094

Revenues					
FOIL Request	DB1260	\$ 295	\$ -	\$ -	\$ -
Other Transportation Income	DB1789	464,858	-	-	-
Transp Service, Other Govern	DB2300	28,998	-	-	-
Other Permits-Town Engineer	DB2590	148,375	200,000	200,000	300,000
Sale of Scrap & Exc Materials	DB2650	15,017	8,000	20,000	8,000
Insurance Recoveries	DB2680	403,009	5,000	50,000	5,000
Unclassified Revenues	DB2770	45	100	100	100
State Aid, Other	DB3089	127,042	-	-	-
State Aid, CHIPS	DB3501	2,420,057	1,709,769	1,709,769	1,706,000
Federal Aid-FEMA	DB4785	256,604	-	-	-
Total Revenues		\$ 3,864,300	\$ 1,922,869	\$ 1,979,869	\$ 2,019,100

Net Department Costs		\$ 19,956,347	\$ 17,423,286	\$ 17,944,875	\$ 17,804,994
-----------------------------	--	----------------------	----------------------	----------------------	----------------------

Authorized Positions	Fund/ Division	2016			
		2015 Actual	Modified Budget	2016 Actual	2017 Budget
Superintendent of Highways	A5010	8	7	7	7
Highway Repairs	DB5110	131	131	130	131
Capital Highway Improvements	DB5112	0	0	0	0
Highway Machinery	DB5130	15	16	16	16
Brush Weeds	DB5140	0	0	0	0
Snow Removal	DB5142	0	0	0	0
Department Total		154	154	153	154



Highway Department

Peter S. Gunther, Superintendent of Highways

	2015	2016	2016	2017
	Actual	Modified	Projected	Budget
Expenses				
Salary and Wages	\$ 13,957,203	\$ 12,469,655	\$ 12,706,052	\$ 12,689,996
Employee Benefits and Taxes	1,073,024	955,154	970,846	1,015,598
Contractual Costs, Materials & Supplies	5,537,439	3,937,096	4,267,096	4,142,750
Fixed Assets	3,252,981	1,984,250	1,980,750	1,975,750
Capital Outlay	-	-	-	-
Total Expenses	\$ 23,820,647	\$ 19,346,155	\$ 19,924,744	\$ 19,824,094
Revenues				
Departmental Income	\$ 465,153	\$ -	\$ -	\$ -
Intergovernmental Charge	28,998	-	-	-
Licenses and Permits	148,375	200,000	200,000	300,000
Sale of Property/Comp for Loss	418,026	13,000	70,000	13,000
Miscellaneous	45	100	100	100
State Aid	2,547,099	1,709,769	1,709,769	1,706,000
Federal Aid	256,604	-	-	-
Total Revenues	\$ 3,864,300	\$ 1,922,869	\$ 1,979,869	\$ 2,019,100
Net Cost	\$ 19,956,347	\$ 17,423,286	\$ 17,944,875	\$ 17,804,994
Net Cost by Fund				
General Fund	\$ 842,441	\$ 777,698	\$ 772,698	\$ 786,396
Highway	19,113,906	16,645,588	17,172,177	17,018,598
Total Net Cost	\$ 19,956,347	\$ 17,423,286	\$ 17,944,875	\$ 17,804,994



Human Services

Jillian Guthman-Abadom, Director

◆ Departmental Mission:

The mission of the Department of Human Services is to develop, administer, manage, and promote programs that benefit the residents of the Town of Huntington.

◆ Legal Authority:

Local Law #9, Adopted 12/12/89 and Chapter 39 of the Town Code.

◆ Operating Environment:

Senior Citizens: Responsible for providing Huntington's Senior Citizens with diversified programs and services, enabling them to remain active, involved and as independent as possible.

Nutrition Program provides nutritious meals at the Senior Center, Adult Day Care and to homebound seniors in the Town.

Adult Day Care Program provides a comprehensive program that addresses the needs of those who, in their later years, require a structured environment that promotes social interaction with peers, emotional support, intellectual and physical stimulation. Both group and individual activities are provided.

Expanded In-Home Services for the Elderly Program (EISEP)/CSE Housekeeper/Chore Program provides functionally impaired persons age sixty or over, who are not eligible to receive the same or similar services available under Title XVIII, XIX, or XX of the Federal Social Security Act or any other governmental program, with non-medical, in-home services (light house cleaning, grocery shopping, and laundry). The purpose of this service is to allow these seniors to remain safe, independent and in their own homes.

Residential Repair Program provides minor residential repairs and renovations to upgrade substandard, unsuitable or unsafe housing for persons age sixty and older within the Town of Huntington. Participants are responsible for parts/supplies. There is no charge for labor.

CSE Caregiver Program is designed to help sustain the efforts of caregivers who normally provide the daily care and supervision of an elderly person(s). It promotes the ability of individuals receiving care to remain in their homes instead of being placed in residential facilities by providing support to their caregiver(s).

Recreational and Health Programs include art classes, caning and rushing, dance, exercise, bingo, yoga, Tai Chi, knitting and crocheting, music appreciation, choral group, movies, bridge, mahjong, multi-media art program, pool tournaments, brain gym, discussion groups, day trips, informational presentations, and monthly blood pressure screenings among the many other services and activities offered at the Senior Citizen Nutrition Center and Senior Beach House at Centerport Beach.

Town Sponsored Senior Clubs meet at various locations throughout the Town, providing more intimate recreation and socialization opportunities for our seniors.

Handicapped Services: Prepares a bi-annual newsletter, and is also responsible for the distribution of beach sticker's for persons with disabilities who meet the criteria for eligibility. The Division serves as a resource and information referral center. It works with the Superintendent of Highways to facilitate the removal of snow berms at households of individuals who are eligible for the program. Additionally, the Division runs the Red Dot Program which, at the owner's request, places a red dot on a vehicle making pertinent medical information readily available to emergency responders. Handicapped Services also coordinates blood drives, a summer



Human Services

Jillian Guthman-Abadom, Director

employment program, and training for HART Bus. The Director of Human Services serves as the liaison to the Citizens Advisory Board.

Women's Services: Facilitates the Huntington Women's Advisory Council, consisting of a membership of not-for-profit agencies that meet approximately six times per year, with a focus on women in the workplace, arts, education, health and family. A main goal of the Division is to form a strong, productive and communicative Council that serves as a voice in our community. It strives to share information so that residents will be aware of the various services provided by many different organizations. The Division facilitates seminars that deal with substantive women's issues, and the Division also presents a Women's History Celebration every March. Additionally, the Division in conjunction with the Town Board, hosts an annual Women's Networking Day and Awards Ceremony.

Veterans' Affairs: Provides assistance, information and referral to veterans. Programs are organized throughout the year to recognize and celebrate the vast contributions of our veterans. The Division serves as a liaison to the Veterans' Advisory Board, which is comprised of representatives of all local veterans' organizations and works to recognize the vast contributions of veterans. The Division provides rental assistance for veterans' posts; reimbursements for celebration expenses for Memorial Day and Veterans' Day. This Division also coordinates the Toys for Tots Program for the Town.

Minority Affairs: Serves as a liaison to the minority communities keeping residents informed of Town services, programs, employment opportunities and events. This Division strives to improve working relationships with leaders of minority organizations and minority residents by addressing concerns of the minority communities and also by providing various programs throughout the year to improve the lives of people. The Division coordinates many programs including, but not limited to, the Back Pack Program, Holiday Turkeys, Holiday Shopping Trip, Holiday Gift Collection, Saint John's Summer Camp, and Hispanic Heritage & Black History Month events. The Division serves as a resource to the community providing assistance, referrals and information.

The Huntington Human Services Institute, Inc. The Institute is instrumental in allowing us to partner with outside agencies in the planning, promotion and presentation of various Town wide events to meet the needs of residents. The Institute is a vehicle which enables us to extend our in-house programs.

◆ Workload Indicators:

The Department of Human Services is directly responsible for the coordination of many public programs within the Town of Huntington. The Department monitors contracts with various social agencies that provide vital services for the residents of Huntington. The Human Services Department works diligently to meet the needs of the community.

There is a steady demand for services for senior citizens. The Nutrition Center handles the planning, ordering, stocking, preparation and cooking of meals for Senior Citizens. The Expanded In-Home Services for the Elderly Program (EISEP)/CSE Housekeeper/CHORE, provides in-home visits to seniors for light housekeeping and laundry assistance. The Residential Repair Program provides minor repair assistance for senior participants. The Division has realized an increase in referrals for EISEP services from the County of Suffolk as well as substantial requests for residential repair assistance.



Human Services

Jillian Guthman-Abadam, Director

◆ 2016 Achievements:

The Human Services Department had many accomplishments over the past year. Some of these accomplishments include:

- Provided individual assistance to veterans, for housing, family assistance, employment opportunities, health, welfare, socialization and provide public awareness of our veteran community.
- Endeavored to enhance Veterans Plaza in conjunction with General Services and the Veterans Advisory Board.
- Designated parking spots for visiting veterans to Town Hall and Senior Center.
- Conducted ceremonies to honor and recognize veterans, i.e. Memorial Day, Veterans' Day.
- Conducted a 911 program at the site of the Town's 911 memorial dedicated to Huntington residents who lost their lives.
- Provided financial assistance to veterans and their families in crisis.
- Engaged in outreach, conducting presentations on available resources to various community groups.
- Awarded funding from Alzheimer Foundation of America to expand Brain Gym Program in the Adult Day Care Program.
- Partnered with NAACP, Stony Brook School of Nursing and created the first annual Senior Health Fair held at the Senior Center.
- Facilitated a luncheon to recognize veterans in conjunction with the Northport Veteran Administration.
- Facilitated events to support individuals caring for loved ones wherein information was disseminated, a meal was served, entertainment was provided, and respite care was available.
- Increased Cultural Events – Haitian Flag Day and Asian Culture Association at the Senior Center.
- Educational programs to provide resources for LGBT both in service training and for seniors.
- Senior Clubs service upwards of 500 members in the Town of Huntington.
- Expanded the Veterans' Discussion Group at the Senior Center.
- Guitar Lessons for seniors taught by veterans.
- Chaired committee disseminating \$10,000 in scholarships to 12th grade students pursuing college or vocational trades.
- Administered a summer employment program for young people with disabilities.
- Administered a program in conjunction with the Highway Superintendent to remove snow berms from the driveways of persons with disabilities that meet the eligibility criteria.
- Administered a beach permit program which provides a beach sticker for persons with disabilities who meet the criteria for eligibility.
- On behalf of the Town, the Department presented a Black History Celebration at Jack Abrams STEM Magnet School which included keynote speaker, Mr. Byron Pitts, an ABC chief national news correspondent. The Voices of Huntington, a newly created town-wide choir, shared their beautiful voices. Legislator Dr. William Spencer participated in the program and a dinner followed the event. Every October a comparable program is held celebrating the culture and contributions of the Hispanic community. Our last program included speaker Belinda Alvarez-Groneman. The program included numerous student achievement awards, cultural music and a dinner. The Hispanic Task Force is very instrumental in facilitating this wonderful event.
- Provided mentorship relationships for young people interested in various disciplines.



Human Services

Jillian Guthman-Abadom, Director

- Organized the Back Pack Program which provided approximately 140 fully packed grade appropriate back packs to children from financially challenged homes. Funding obtained from a not-for profit organization.
- In conjunction with the Department of Parks and Recreation offered a camp for children 4-6 years of age from financially challenged homes wherein there is an academic emphasis. This camp program which is entitled St. John's Camp is funded in substantial part by St. John's Church of Cold Spring Harbor.
- Facilitated camp scholarship opportunities for children from financially challenged homes.
- Facilitated the provision of emergency assistance to families in need.

◆ 2017 Goals:

The Department's 2017 goals include the following:

- Continue to improve and expand the scope of programming and services.
- Expand information and accessibility to persons with Limited English Proficiency.
- Increase dissemination of critical information to help individuals with disabilities and/or financial hardship.
- Continue efforts to increase the diversity in attendance at the Senior Center and Beach House.
- Complete Veterans Plaza with the addition of a World War I Memorial.
- Provide improvements to Veterans Plaza: including construction and repairs to enhance handicapped accessibility.
- Seek out funding sources to enable our goals to be accomplished.

◆ Performance Measures:

The performance measures that will be used to measure progression toward departmental goals are as follows:

- Monitor and track new programming and services.
- Monitor and track information & programming offered to persons with limited English.
- Monitor and track outreach efforts and minority enrollment.
- Monitor progress on Veterans Plaza.



Human Services

Jillian Guthman-Abadom, Director

	Fund/ Division	2015 Actual	2016 Modified Budget	2016 Projected	2017 Budget
Expenses					
Literacy Volunteers of America	A6312	9,500	9,500	9,500	9,500
Veterans Services	A6510	8,500	8,500	8,500	8,500
Work/Family Assistance Program	A6770	163,270	169,270	169,270	169,270
Programs for the Aging	A6772	676,487	737,056	737,056	750,086
Sr. Citizens Day Care Center	A6773	357,563	365,549	356,049	364,977
Sr. Nutrition Program	A6775	679,809	772,458	772,458	784,515
Human Services	A7620	510,021	425,644	425,643	430,081
Sr. Citizens C.H.O.R.E.	A7624	217,949	241,094	241,094	237,786
Services to the Handicapped	A8845	10,415	10,799	10,799	10,799
Total Expenses		\$ 2,633,514	\$ 2,739,870	\$ 2,730,369	\$ 2,765,514
Revenues					
Sr. Citizen Day Care	A1973	\$ 220,614	\$ 225,000	\$ 225,000	\$ 225,000
Sr. Citizen C.H.O.R.E.	A1974	2,270	3,000	3,000	2,000
Sr. Citizen Nutrition Program	A1976	91,766	90,000	90,000	90,000
Sr. Citizen Citizen E.I.S.E.P.	A1978	5,145	2,000	2,000	5,000
County Aid Sr. Citizen Day Care	A3773	2,602	-	-	-
County Aid C.H.O.R.E.	A3774	2,416	2,500	2,500	2,500
County Aid Nutrition Program	A3776	112,112	118,000	118,000	118,000
County Aid Home Aide	A3777	26,578	25,500	25,500	25,500
County Aid E.I.S.E.P.	A3778	60,310	60,000	60,000	60,000
Federal Aid Adult Day Care	A4773	7,806	10,000	10,000	10,000
Federal Aid C.H.O.R.E.	A4774	21,743	22,000	22,000	22,000
Federal Aid Nutrition Program	A4776	161,134	185,000	185,000	185,000
Total Revenues		\$ 714,496	\$ 743,000	\$ 743,000	\$ 745,000
Net Department Cost		\$ 1,919,018	\$ 1,996,870	\$ 1,987,369	\$ 2,020,514



Human Services

Jillian Guthman-Abadom, Director

Authorized Positions	Fund/ Division	2016		2016 Actual	2017 Budget
		2015 Actual	Modified Budget		
Agency Contracts	A4225	0	0	0	0
Labor Ready Site	A6310	0	0	0	0
Literacy Volunteers of America	A6312	0	0	0	0
Veterans Services	A6510	0	0	0	0
Work/Family Assistance Program	A6770	0	0	0	0
Programs for the Aging	A6772	7	8	8	8
Sr. Citizens Day Care Center	A6773	4	4	4	4
Sr. Nutrition Program	A6775	5	5	5	5
Human Services	A7620	4	4	4	4
Sr. Citizens C.H.O.R.E.	A7624	1	1	1	1
Services to the Handicapped	A8845	0	0	0	0
Department Total		21	22	22	22

	2016		2016 Projected	2017 Budget
	2015 Actual	Modified Budget		
Expenses				
Salary and Wages	\$ 1,956,308	\$ 2,013,545	\$ 2,013,544	\$ 2,055,416
Employee Benefits and Taxes	151,600	162,156	162,156	163,773
Contractual Costs, Materials & Supplies	525,606	564,169	554,669	546,325
Total Expenses	\$ 2,633,514	\$ 2,739,870	\$ 2,730,369	\$ 2,765,514

Revenues				
Departmental Income	\$ 319,795	\$ 320,000	\$ 320,000	\$ 322,000
State Aid	204,018	206,000	206,000	206,000
Federal Aid	190,683	217,000	217,000	217,000
Total Revenues	\$ 714,496	\$ 743,000	\$ 743,000	\$ 745,000

Net Cost	\$ 1,919,018	\$ 1,996,870	\$ 1,987,369	\$ 2,020,514
-----------------	---------------------	---------------------	---------------------	---------------------

Net Cost by Fund				
General Fund	\$ 1,919,018	\$ 1,996,870	\$ 1,987,369	\$ 2,020,514
Total Net Cost	\$ 1,919,018	\$ 1,996,870	\$ 1,987,369	\$ 2,020,514



Information Technology

William Crowley, Director

◆ Departmental Mission :

The mission of the Department of Information Technology (IT) is to provide and maintain technology that enables the Town to deliver and expand its many services to Huntington's residents and businesses in a timely, intuitive and cost effective manner. The Town recognizes that done properly, investment in technology delivers exponentially greater savings, efficiencies and service levels to our residents. In order to deliver those benefits, the IT Department must strive to excel at the following:

- Maintain the technical infrastructure and systems at the highest performance, highest security and the lowest cost supporting the Town's mission and strategic goals.
- Develop and deliver on a technology vision that enables each area of the Town to improve on its mission; supporting the Town's strategic goals within the constraints of available resources.

◆ Legal Authority:

Local Law No.12-2006 established the Department of Information Technology as enacted by Town Board Resolution #2006-289 on April 25, 2006.

◆ Operating Environment :

The IT Department exists within an operating environment that is both challenging and dynamic. The basic operations are broken down into the following areas:

- Technology planning with Town leadership - Active pursuit of opportunities arising from emerging technology, leading practices of municipal governments and those derived from leveraging synergies across Town departments and other municipalities.
- Stewardship and optimal leverage of the Town's information assets, including maximizing accuracy, security and availability.
- Hardware maintenance – Maintenance of and capacity planning for computers, servers, storage and other hardware components.
- Software Solutions and Utilities - Maintain current software solutions and collaborate with Town departments in delivering new solutions, as the Town's needs change and expand.
- Web-based applications - Develop and maintain web-based solutions that leverage the internet to better serve the Town's mission.
- Network support – Administration, monitoring, security and capacity planning for Town's expanding facility networks, wide area network, WiFi network and wireless device capabilities.
- Technical Support - Provide technical support for all Town operations as needed. This includes the support of hardware, software, enterprise applications and other devices that integrate data, equipment and personnel. The department also engages in problem-solving methods, plans and controls technology activities. The IT department also strives to foster continuous technology fluency in Towns employees.

◆ Workload Indicators:

The workload for the IT Department is as follows and requires the staff to continually develop new skills and build upon their existing knowledge base. Furthermore, it must maintain awareness of emerging technology trends, how technology is being applied elsewhere to address the challenges of municipal government, and an awareness of the challenges and opportunities of each of the Town departments. Furthermore, it must now allocate increasing resources to stay attuned and responsive to the growing quantity and complexity of cyber threats to the Town's interests. Specific indicators include:



Information Technology

William Crowley, Director

- Develop, maintain and execute upon a Technology vision and roadmap for the Town
- Administration, support and management of a secure wide-area network with over 1000 connections at over 20 locations and internet delivered information and services to the Town's 200,000 plus residents
- Provide support for all PC's, workstations, servers, print servers, network switches and routers
- Respond to and resolve support requests from Town's 700 employees
- Maximize the value the Town receives from its existing systems and information assets
- Lead or support all new information technology projects initiated by Town leadership, Town Departments, the Director of IT or as mandated by regulatory change

◆ 2016 Achievements:

The IT Department's significant 2016 achievements include the following:

- Partnered with Town departments and implemented information systems and functions to support major Town initiatives. Examples include, but are not limited to:
 - Online Bid/RFP notification and management system
 - Mobile system to report and generate Fire Violations
 - Public Safety Sign Permit process modernized
 - Leveraging cloud based resources for file sharing and team collaboration
 - Sign Management system implemented for supporting Federal reflectivity requirements
 - Employee timekeeping system will be implemented by end of 2016
 - Online Parks and Recreation brochure created
 - Significant progress in digitizing the Town's useful paper based information
 - Upgraded Town TV programming with high quality, more variety and improved value
- Implemented a mobile tablet work management system for Highway crews to manage their open tickets, communicate with their teams and the residents, and access Town systems while on the scene of their work.
- Improved the audio and video projection and viewing capabilities in the Town Board Room
- Redesigned significant sections of the Town's website to improve Residents' access to information and ease of submitting requests.
- Continued progress improving the Town's IT infrastructure and cybersecurity capabilities.
- Continued progress on overhauling and upgrading the Town's IT Disaster Recovery capabilities incorporating the entire infrastructure to provide recovery services appropriate to Town's priorities.
- Implemented and expanded Wi-Fi access in Town Hall, Dix Hills Ice Rink and the Senior Center locations and have begun planning further expansion into these and other Town locations.
- Replaced over 75 end-of-life desktop computers with longer-life, more energy efficient systems.
- Improvements to IT Support process achieving better response time and accountability, trend and root cause analysis, and cross training.

◆ 2017 Goals:

The Department's 2017 goals will be fluid to respond to the Town's goals, but include the following:

- Enable increased training of both functional and technical skills for all appropriate Town employees.
- Upgrade and re-constitution of the Town's Land Management system and processes.
- Continue the digitization of the Town's paper based information and manual processes.



Information Technology

William Crowley, Director

- Systems, processes and information assets to support significantly improved response time and quality to the Town's residents, businesses and government and agency partners.
- Continue providing more e-Services and e-Commerce to Town residents and businesses, including making significant advances in leveraging online functions versus coming to Town Hall.
- Continue the roll-out of free Wi-Fi access to the Town's designated public locations.
- Aggressively pursue employee efficiencies and resident service improvements that can be achieved via mobile and wireless devices. Specific focus in 2017 will include new tools for employees in the field to have access to and use of the Town's information systems while on the road. This should enable greater responsiveness to residents' needs, improved productivity and timeliness, and greater accuracy.
- Continue to closely partner with Town departments on their technology enabled initiatives.
- Provide support for the increasing quantity, diversity and complexity of IT systems and services and for the employees, residents, businesses and Town vendors who use them.
- Leverage the internet to improve internal employee efficiencies and lower costs of delivering services.
- Continued advances towards protecting the Towns information and infrastructure from Cyber attacks.
- Have a fully deployed and regularly exercised Disaster Recovery functionality.
- Continue to reduce the Town's IT derived carbon-footprint.

◆ Performance Measures:

The Base Performance metrics to measure progression towards departmental goals are as follows:

- Achieve a one-year IT capacity demand buffer in storage, processing and bandwidth.
- Continued reduction in computer related electrical power, e-waste and paper use.
 1. Electric – Energy efficient PC replacement and new Datacenter design and servers.
 2. E-Waste – reduce number of personal printers.
 3. Paper – accelerated use of Document management and electronic documents.
- Replace oldest 20% desktop computers – plan for Windows 10 and next generation Office.
- 99.5% aggregate availability of Town's major systems.
- IT Support calls to remain flat in "year over year".
- Show 2 year or better ROI from every Technology investment to improve functionality.
- Pipeline of strategic technology initiatives being delivered, in progress and being planned, proportionate to the IT resources available.



Information Technology

William Crowley, Director

	Fund/ Division	2015 Actual	2016 Modified Budget	2016 Projected	2017 Budget
Expenses					
Information Technology	A1680	\$ 2,210,235	\$ 2,497,542	\$ 2,486,455	\$ 2,194,389
Information Technology	B1680	12,865	51,500	26,500	52,500
Information Technology	DB1680	40,801	50,320	61,320	73,200
Information Technology	SL1680	3,907	2,500	2,500	2,500
Information Technology	SR1680	16,454	16,500	16,500	17,000
Information Technology	SW11680	3,598	3,600	3,600	3,600
Total Expenses		\$ 2,287,860	\$ 2,621,962	\$ 2,596,875	\$ 2,343,189
Revenues					
Franchise Government Access	A1171	\$ 90,212	\$ 93,306	\$ 93,306	\$ 107,954
Data Process Other Government	A2211	35	-	-	-
Total Revenues		\$ 90,247	\$ 93,306	\$ 93,306	\$ 107,954
Net Department Costs		\$ 2,197,613	\$ 2,528,656	\$ 2,503,569	\$ 2,235,235

	Fund/ Division	2015 Actual	2016 Modified Budget	2016 Actual	2017 Budget
Authorized Positions					
Information Technology	A1680	13	13	13	13
Information Technology	B1680	0	0	0	0
Information Technology	SL1680	0	0	0	0
Information Technology	SR1680	0	0	0	0
Information Technology	SW11680	0	0	0	0
Department Total		13	13	13	13



Information Technology

William Crowley, Director

	2015	2016	2016	2017
	Actual	Modified Budget	Projected	Budget
<u>Expenses</u>				
Salary and Wages	\$ 1,219,714	\$ 1,184,304	\$ 1,184,304	\$ 1,163,344
Employee Benefits and Wages	93,317	96,201	96,201	96,045
Contractual Costs, Materials & Supplies	821,006	1,275,457	1,250,370	1,016,800
Fixed Assets	153,823	66,000	66,000	67,000
Total Expenses	\$ 2,287,860	\$ 2,621,962	\$ 2,596,875	\$ 2,343,189
<u>Revenues</u>				
Non-Property Tax Item	\$ 90,212	\$ 93,306	\$ 93,306	\$ 107,954
Intergovernmental Charge	35	-	-	-
Total Revenues	\$ 90,247	\$ 93,306	\$ 93,306	\$ 107,954
Net Cost	\$ 2,197,613	\$ 2,528,656	\$ 2,503,569	\$ 2,235,235
<u>Net Cost by Fund</u>				
General Fund	\$ 2,119,988	\$ 2,404,236	\$ 2,393,149	\$ 2,086,435
Part Town	12,865	51,500	26,500	52,500
Highway	40,801	50,320	61,320	73,200
Street Lighting	3,907	2,500	2,500	2,500
Consolidated Refuse	16,454	16,500	16,500	17,000
Dix Hills Water	3,598	3,600	3,600	3,600
Total Net Cost	\$ 2,197,613	\$ 2,528,656	\$ 2,503,569	\$ 2,235,235



Maritime Services

Edward Carr, Director

◆ Departmental Mission:

The mission of the Department of Maritime Services is to operate, maintain and manage all of the Town's waterfront facilities such as beaches, beach pavilions, waterfront parks, picnic areas, boardwalks, docks, wharfs, bulkheads, piers, boat ramps, dinghy racks and marinas and provide for new construction or restoration of the same. This includes providing law enforcement in bays and harbors to regulate private water craft (PWC) activities, the placement and maintenance of navigation markers, the issuance of mooring permits, assignment of marina slips, and providing launch service. It also includes managing marine resource programs and environmental matters pertaining to the estuary including shellfish harvesting, ecosystem management, aquaculture, wetlands preservation and protection, and marine water quality. Effectively managing the Town's waterfront facilities supports the Town's strategic goal of investing in the Town's recreational assets and promotes and stimulates the use of Huntington's natural resources.

◆ Legal Authority:

Town of Huntington Town Code: Chapter 120, Harbors and Waterways (Marine Division), Chapter 43 and 52 A-5, Chapter 166 (Shellfish Management).

◆ Operating Environment:

The Department of Maritime Services was created in 1998 to consolidate all marine related services under one Department for efficiency of service. Department professionals interact directly with various governmental agencies, boating & recreational organizations, business and industry stakeholders, and Town residents who have an interest in our waterfront.

The Department of Maritime Services has the responsibility of protecting, restoring, and enhancing the Town's marine and coastal environment, to monitor waterfront development activities, and to develop programs and legislation to meet those ends. The Department of Maritime Services is actively involved in securing grants for various activities including marine resource management (finfish, shellfish, aquaculture, benthic habitat), marine research (crustacean and shellfish biology, benthic profiling, resource stock assessment programs) freshwater finfish habitat, wetlands restoration, educational programs, storm water management, water quality (pollution control), and waterfront construction. The Department currently manages several active grant projects.

The Department of Maritime Services encompasses the following three Divisions:

Maritime Conservation: This division includes professional Environmental Staff located in Room 300 in Town Hall and provides administration, supervision, and compliance oversight of all environmental, fisheries management, wetlands preservation, water quality protection, and all other technical & professional responsibilities related to the waterfront. The Division of Marine Conservation directly interfaces with the Town's Boating Advisory Council, the Commercial Fishing Advisory Council, the Conservation Board, and outside agencies including the Greater Huntington Council of Yacht and Boating Clubs, Inc., civic and beach associations, special interest groups and County, State and Federal agencies. The Division of Marine Conservation also coordinates directly with the Department of Engineering Services and the Department of Planning and Environment on various issues and programs such as the Local Waterfront Revitalization Program and specific marine permit applications. The Division also works in conjunction with The Department of Parks



Maritime Services

Edward Carr, Director

and Recreation to implement various marine educational programs offered by the Town, and with the Highway Department on stormwater management projects. The Department operates the shellfish grow-out program (FLoating UPweller SYStem or FLUPSY), and also trains and gives guidance to the Oil Spill Response Team. Lastly, the Division is responsible for the Municipal Separate Stormwater Sewer Syatem (MS4) program.

Beach Maintenance: This division, with offices located at Crab Meadow Beach, provides supervision and labor for the operation & maintenance (O&M) of all Town waterfront facilities, such as parks, beaches, waterfront pavilions, marinas, docks, boardwalks, piers, boat launching ramps, shore side pump-out facilities and mobile pumpout vessels including the grounds of the Senior Beach House in Centerport.

Harbors & Waterways: This division, with offices in the Harbormaster's Building located at 53 North New York Avenue in Halesite, provides enforcement of Town Codes and Ordinances, as well as enforcement of State or local laws pertaining to on-the-water or near-water activities within the greater Huntington – Northport Bay complex, as well as in portions of Long Island Sound and Cold Spring Harbor. Harbormasters and Bay Constables have attained credentialed law enforcement training and proficiency enabling them to teach navigation and boat handling courses to Peace Officers on a statewide basis. Boater safety courses are also offered by Division personnel to area residents 10 years of age and older. The Division is responsible for overseeing tanker and barge off-loading as well as responding to marine and upland oil spills. The Harbors & Waterways Division is also charged with the installation of 109 buoys to regulate speed and mark navigable channels to keep our waterways safe. Bay Constables are trained in law enforcement, first aid and marine firefighting. The Division assigns boat slips and manages three Town Marinas. The Division also administers the Town of Huntington Gold Star Launch Program that the Town assumed control of in 2008. In 2011, the Division began enforcing parking and recreation codes at the Town's nine beaches and three boat ramp facilities.

The marine environment is one of the harshest occupational environments for equipment and one of the most occupationally dangerous areas to work. The Town of Huntington's geographic shoreline area and responsibility includes approximately 64 linear miles from Cold Spring Harbor to Fort Salonga. This includes jurisdictional responsibility for approximately 7,000 acres of marine surface waters.

PESHA and OSHA regulations require that department personnel remain current at all times with training and equipment safety necessary to perform their responsibilities. Professional personnel routinely attend seminars, workshops, and forums to remain up to date on environmental issues, laws, scientific data, publications and research efforts.

◆ Workload Indicators:

The Department of Maritime Services is responsible for the maintenance of over 270 acres of upland areas encompassing 9 beaches, 16 water related parks and 5 boat ramps. The physical plant consists of 29 structures, 10 parking lots, 3 picnic areas (with pavilions), 1 boardwalk and approximately 350 dingy type boat racks. Additionally, the Department of Maritime Services is responsible for both shore & mobile pump out facilities/vessels.

The Town of Huntington has the largest number of commercial shellfish harvesters in the five western towns of Suffolk County, and is second only to East Hampton County wide. To take advantage of State sponsored



Maritime Services

Edward Carr, Director

shellfish programs that benefit both commercial & recreational shellfish harvesters, the Department of Maritime Services has assisted the NYS DEC by providing equipment and manpower for the purpose of collecting water samples to determine water quality (bacteriological levels). The Department also assists Suffolk County Health Services with hydrographic sampling programs designed to measure water quality variables in the greater Huntington – Northport Bay complex. In addition, Maritime Services works in concert with the Marine Sciences Research Center, SUNY-Stonybrook with hydrographic and hydrology programs in the bay complex and Cornell University Cooperative Extension (CCE) of Suffolk County with economically important living marine resource initiatives that benefit the marine ecosystem and area residents.

The rise of accidents and emergency situations, shellfish enforcement requirements, and new and ever changing State and Town requirements (codes and local laws) has increased the demand on law enforcement provided by the Department.

Additional workloads for the Department include environmental review and technical expertise for construction or restoration projects; providing SEQRA review for applicable projects and activities; LWRP review for the Huntington Harbor LWRA and the greater Huntington – Northport Bay complex; expanding marine resource management programs including the development of numerous grant applications to fund projects designed to benefit the shellfish, lobster and finfish industries; development of grant applications and management of projects designed to restore waterfront resources (water dependent/related uses), wetlands, ecosystems; and developing infrastructure projects designed to mitigate impacts resulting from stormwater runoff to marine receiving waters and marine educational programs and projects.

◆ 2016 Achievements:

Below are the Department of Maritime Services major achievements in the past year:

- Rebuilt bulkhead and parking lot at Halesite Marina including new marina pilings and walking path.
- Provided a public boating safety class and evening lecture as part of Safe Boating Week.
- Trained all seasonal staff in storm water protection, AED, and HAZWOPER requirements.
- Updated the Town’s Storm Water Management Plan (SWMP).
- Assisted the Department of Planning & Environment with preparation of the Crab Meadow Watershed Stewardship Plan.
- Worked with the Town’s Northport Water Quality Committee with recommendations and water quality studies to improve drainage.
- Participated in Inter-Municipal Council (IMC) kick-off meeting with Incorporated Villages.
- Deployed two additional large “No Wake” buoys.
- Prepared and distributed Speed Zone maps for July 4th fireworks, Music-Fest and Lighthouse construction.
- Completed comprehensive clean-up of Kirschbaum Park in Crab Meadow.
- Obtained new patrol vessel through NYS grant program.
- Installation of Rain Garden/ Bio-Swale project at Centerport Beach
- Installation of additional kayak bars at all beaches (new capacity for 150 spaces).
- Replaced playground at Hobart Beach in Eaton’s Neck



Maritime Services

Edward Carr, Director

◆ 2016 Goals:

The Department of Maritime Services has the following goals:

- Add 100 new kayak spaces at Town beaches
- Continue to work for the replacement of boat ramps at two Town Beaches (Hobart and Asharoken).
- Annual replenishment sand on TOH beaches after winter erosion.
- Complete SWMP deliverables for EPA and NYS DEC in accordance with MS4 Law.
- Complete LWRP for unincorporated areas of waterfront outside Huntington Harbor.
- Have signed Inter-Municipal Agreements in place with all villages for marine enforcement.

◆ Performance Measures :

The performance measures that will be used to measure progression towards departmental goals are as follows:

- Enforce the laws and track and monitor the number of summonses issued. In 2015, there were 115 Court Summonses issued, and 370 Parking Summonses. In 2016, we anticipate more.

	2014	2015	2016 (estimated)
Summonses issued	474	485	500

- The Town is expecting continued improvement of water quality, and less beach closings in the future as improvements to storm water capture and treatment systems are realized. 2015 saw the re-opening of the Centerport Yacht Club beach along Northport Harbor that had been closed for many years due to water quality issues.

	2014	2015	2016 (estimated)
# Days beaches closed	15	10	13



Maritime Services

Edward Carr, Director

		2016			
	Fund/ Division	2015 Actual	Modified Budget	2016 Projected	2017 Budget
Expenses					
Harbor & Waterways	A3120	\$ 743,890	\$ 714,546	\$ 710,946	\$ 755,713
Waterways Navigation	A5720	66,179	62,145	62,145	61,895
Beach Maintenance	A7181	229,364	279,894	254,729	263,394
Marinas & Docks	A7182	479,200	419,305	419,555	437,763
Maritime Services Admin	A8790	395,561	406,469	406,469	338,951
Total Expense		\$ 1,914,194	\$ 1,882,359	\$ 1,853,844	\$ 1,857,716
Revenues					
Other Transportation Income	A1789	\$ 87,870	\$ 90,000	\$ 90,000	\$ 90,000
Marina & Dock Fees	A2040	669,308	700,000	700,000	702,000
Boat Racks	A2041	42,100	50,000	62,600	70,000
Mooring Permits	A2588	18,651	20,000	20,000	20,000
Impound Fee	A2615	50	-	-	-
State Aide - Clean Air Clean Water	A3915	10,014	-	-	-
Federal Aid - Fish & Wildlife	A4989	585	-	-	-
Total Revenues		\$ 828,578	\$ 860,000	\$ 872,600	\$ 882,000
Net Department Costs		\$ 1,085,616	\$ 1,022,359	\$ 981,244	\$ 975,716

		2016			
	Fund/ Division	2015 Actual	Modified Budget	2016 Actual	2017 Budget
Authorized Positions					
Harbor & Waterways	A3120	6	6	6	6
Waterways Navigation	A5720	0	0	0	0
Beach Maintenance	A7181	2	2	2	2
Marinas & Docks	A7182	4	4	4	4
Maritime Services Admin	A8790	3	3	3	2
Department Total		15	15	15	14



Maritime Services

Edward Carr, Director

	2015	2016	2016	2017
	Actual	Modified	Projected	Budget
		Budget		
<u>Expenses</u>				
Salary and Wages	\$ 1,505,823	\$ 1,442,733	\$ 1,442,733	\$ 1,418,145
Employee Benefits and Taxes	117,833	115,276	115,276	116,321
Contractual Costs, Materials & Supplies	289,949	318,975	290,460	319,250
Fixed Assets	589	5,375	5,375	4,000
Total Expenses	\$ 1,914,194	\$ 1,882,359	\$ 1,853,844	\$ 1,857,716
<u>Revenues</u>				
Departmental Income	\$ 799,278	\$ 840,000	\$ 852,600	\$ 862,000
Licenses and Permits	18,651	20,000	20,000	20,000
Fines & Forfeitures	50	-	-	-
State Aid	10,014	-	-	-
Federal Aid	585	-	-	-
Total Revenues	\$ 828,578	\$ 860,000	\$ 872,600	\$ 882,000
Net Cost	\$ 1,085,616	\$ 1,022,359	\$ 981,244	\$ 975,716
<u>Net Cost by Fund</u>				
General Fund	\$ 1,085,616	\$ 1,022,359	\$ 981,244	\$ 975,716
Total Net Cost	\$ 1,085,616	\$ 1,022,359	\$ 981,244	\$ 975,716



Parks & Recreation

Donald McKay, Director

◆ Departmental Mission:

The Town of Huntington Department of Parks and Recreation strives to enhance the quality of life and meet the ever-changing recreational needs of children and adults of all abilities by providing state-of-the-art facilities, services and cultural programs in a safe well-maintained environment.

◆ Legal Authority:

Chapters 52-1 to 52-8 and Chapters 159-1 to 159-25 of the Town of Huntington Code.

◆ Operating Environment:

The Department of Parks and Recreation administers a diverse and comprehensive offering of recreational programs and activities year round for children, teenagers and adults as follows:

Dix Hills Park: The Department oversees the operation of the Dix Hills Park complex, including a seasonal outdoor pool and picnic area and indoor ice skating facility. The Department also oversees operation of the Dix Hills Golf Course and Crab Meadow Golf Course in Northport.

Beaches: During the summer season, the Department of Parks and Recreation handles operations at the Town's eight beaches. This includes lifeguarding, swim lessons and beach attendants.

Cultural Affairs: The Department encompasses the management of the Town's Cultural Affairs programs, including fiscal support of the Huntington Arts Council, the Huntington Summer Arts Festival and the Heckscher Museum of Art, and other non-profit cultural agencies, as well as administration of the Town's Public Art Initiative and various special projects and events such as the Annual Huntington Tulip Festival. Management of several Town-owned historic properties is conducted through liaison with the Town-affiliated Huntington Cultural Affairs Institute, Inc.

Playgrounds and Recreational Programs: Throughout the year, the Department offers numerous programs and activities for children and adults. These include day and evening leisure activities such as dance instruction and creative arts workshops. Tennis lessons, rowing instruction, horseback riding, athletic workshops, day trips and dog obedience classes are examples of other activities offered.

During the summer months, the Department operates several day camps and pre-school playground programs for children ages 5 through 14. The Department also administers Camp Bright Star, a day camp for children with disabilities.

◆ Workload Indicators:

The Department is responsible for & processed **86** athletic permits, assigning and scheduling **89** numerous athletic fields and **28** lighted sports facilities that provide for **18,500** youth/adult participants that are from **75** sports/school organizations hundreds of youth and adult sport organizations.

- Issue more than **100** major special events permits, **43** permits for equipment, processed over first four months **25** Picnic Permits w/Beer & Wine; **82** Picnics Permits w/o Beer & Wine plus **17** Picnic Permits that were processed and later cancelled, 9 Athletic Tournament's ball fields, signs for special events and process field applications, collect fees, insurance, process hold harmless agreements and equipment needs for the applicant.



Parks & Recreation

Donald McKay, Director

- Beaches Division sells and collects permit fees from residents and non-residents, processing more than 13,000 vehicle & boat ramp beach stickers during the summer months (2015).
- Assign and manage the scheduling of 20,000 games and practices for more than 18,000 youth/adult players.
- Coordinate the Huntington Summer Arts Festival (through Arts Council), with 40 nights of performances & related “Meet the Artist” community educational programs serving more than 50,000 residents & visitors.
- Coordinate presentation of the Annual Huntington Tulip Festival, serving 4,000-5,000 participants each year.
- Administer more than \$1 million in annual cultural affairs grant contracts with non-profit community agencies.
- Plan and implement Public Art Initiative projects in appropriate public spaces within the Town to enhance community character & livability, and celebrate Huntington’s history, culture, & diversity.
- Facilitate management and preservation of various Town-owned historic properties.
- Coordinate with support from Suffolk County, the operation of Coindre Hall.
- Continue to expand the Summer Camp Program. These camps include Gold Star Camp, Adventure Camp, Camp Seahawk and Camp Soundview. The Department operates St. John’s Camp and Project P.L.A.Y. for Huntington’s 350 underprivileged children.
- Enhance recreational opportunities by partnering with the private sector. These include horseback riding lessons, basketball, soccer, lacrosse and baseball camps, and kayak lessons.
- Coordinate with the United States Tennis Association (USTA), to provide tennis instruction to roughly 1,000 residents annually, include pre-school children. In 2001, the USTA honored the Town with its Eastern Program of the Year Award.

◆ 2016 Achievements:

The Department’s 2016 significant achievements include the following:

- Updated major policy/procedure changes to the permit process for picnics in town, including the Town’s new Beer & Wine Policy change to requiring NYSLA permit for town Picnic & Special Event Application Process.
- Created fees for Camps, Commercial Recreation & Trainers for Synthetic Turf and Grass Field Use. Increase of revenue started 7/1 for summer months and onward (\$120-170 per hour additional charged).
- Revised Chapin Rainbow Stage rental fee structure to include additional 38% employee benefits charge for technical crew expenses.
- Project Play & St. John’s Camp has had an increase in enrollment from 275 to 350 campers; We had our 1st. annual Fundraiser/Sponsorships for the camp April 2016, we have Translated Camp applications & documentation; negotiated with Huntington School District additional classrooms.
- For profit permits are issued only after all non-profit youth groups have applied by requested deadline.
- Prime rate fee has been adjusted to include weekends for all Synthetic Turf Field use from average of \$12 per hour to \$30 per hour.
- 51st presentation (through Arts Council) of the Annual Huntington Summer Arts Festival.
- Collaborated with the Huntington Arts Council, Heckscher Museum of Art, Huntington Historical Society, B.J. spoke gallery, Huntington Art Center, fotofoto gallery, and Chelsea Studio & Gallery in



Parks & Recreation

Donald McKay, Director

marketing and presentation of a Huntington Village Art Walk on May 14, 2016. (A second Art Walk is anticipated in the fall.)

- Selected and presented the 12th Round of *Poetry for the HART* teen poetry winners and displayed winning poems on the HART buses for the benefit of more than 260,000 riders annually.
- Presented the Sixteenth Annual Huntington Tulip Festival in Heckscher Park.
- Received outstanding evaluations from the New York State Office of People with Developmental Disabilities for the Young Teen Program and the program had strong enrollment.
- The Program without Walls again had maximum capacity.
- Camp Bright Star had maximum capacity again due to past marketing efforts with local school districts and received excellent evaluation from the Health Department.
- Expanded and enhanced Town's Automated External Defibrillator (AED) Program.
- Complied with the new regulations for Camp Bright Star, which included increased background checks, incident report training, code of conducts, and the establishment of an Incident Review Committee.
- Continued to utilize e-mail blasts to advertise programs on a regular basis.
- Increase in attendance for Gold Star Camp.
- Increase in attendance for Camp Seahawk.
- Added nature study to the playground and pre-school program. Close to 1,000 children have been added to the movement – 10 Million Kids Outdoors.
- Ran a second free baseball clinic with Major League Baseball and the Kindervision Foundation with an increase in participation.
- A record number of teams participated in the 3 on 3 basketball tournament.
- Added a High School Tennis Clinic to our popular tennis fee class program.
- 2nd Annual "Pink the Rink" tournament with the Lady Islanders raising money for breast cancer research.
- Secured the Long Island Stars Pee Wee Elite team to use Dix Hills Ice Rink as its home rink. Team travels to Quebec for annual Pee Wee tournament.
- Started the first "Turn Back the Clock" day at the Dix Hills Park.
- Started Rec. League All Star teams, which completed against local clubs (ex. Winter Club, Beaver Dam, Etc.) from the area.

◆ 2017 Goals:

The Department's 2017 goals include the following:

- Work on generating the money necessary to bring an amusement style water slide to the Dix Hills Pool.
- With the continued growth of the Dix Hills Rec. League, work with the town to create its own "travel" ice hockey teams.
- Work with the Chiefs Spring Hockey Organization on the possibility of creating a spring time hockey tournament when ice sales are slower. Continue to expand charter possibilities with day time/school day ice hours.
- Research Pre-school Program at the Dix Hills Ice Rink.
- Create Adult type day-time activities at the Ice Rink.
- Pursue the possibility of icing over the pool for the Winter months to make a nice outdoor skating area.
- Begin formulating a Use Plan for a Community Centre at Manor Field Park (NYS Amory).
- To be able to register, pay and submit Adult Softball League Rosters online RecTrac System.



Parks & Recreation

Donald McKay, Director

- Advertise programs in the school districts.
- Expand the nature awareness program in the playground & pre-school programs.
- Integrate nature awareness activities at Camp Seahawk & Camp Bright Star.
- Service approximately 1000 children in the playground/pre-school programs.
- Service approximately 1000 children in the various camps.
- Service approximately 500 children in various athletic programs
- Serve approximately 4,000-5,000 participants of all ages at Annual Huntington Tulip Festival
- Serve (through Arts Council) approximately 50,000 residents and visitors at the Annual Huntington Summer Arts Festival and related “Meet the Artist” community educational workshops.
- Provide more than \$1 million in cultural affairs grant support to non-profit community agencies
- Serve more than 260,000 riders annually of the HART bus system by selecting and displaying in HART buses new round winning poems in the *Poetry for the HART* teen poetry program.
- Install another series of public art projects on at least five Traffic Signal Boxes.
- Complete fabrication and installation of a public art project in Sweet Hollow Park.
- Continue to rent the Coindre Hall Gym when available.
- Continue Fund Raising Campaign to obtain funds to help offset cost of field trips for Project Play & St John’s Camp.
- Service 250 in Community Education/Recreation fee class Program.
- Service 750 children in the Creative Arts fee class Program.
- Service approximately 700 people in the Tennis fee class Program.
- Offer 3-5 day trips in fee class programs.
- Explore the creation of a Not-for-Profit Foundation to benefit parks & recreational programming.

◆ Performance Measures :

The performance measures that will be used to measure progress towards departmental goals are as follows:

- Monitor and track attendance at all Town camps.

	2013	2014	2015	2016 (estimated)
Playground & Pre-School Programs	1059	997	1082	1080
Adventure Camp	1223	1059	1358	1313
Other Camp	628	750	794	890

- Monitor and track attendance for athletic workshops.

	2013	2014	2015	2016 (estimated)
Athletic Workshops	550	594	594	500
Tennis Instruction	700	603	502	700



Parks & Recreation

Donald McKay, Director

			2016		
	Fund/ Division	2015 Actual	Modified Budget	2016 Projected	2017 Budget
Expenses					
Arts Council Administration	A7010	\$ 147,500	\$ 147,500	\$ 147,500	\$ 147,500
Recreation Administration	A7020	827,652	835,808	835,808	855,263
Dix Hills Park Administration	A7115	1,147,658	1,119,763	1,131,263	1,121,345
Playgrounds & Recreation	A7140	933,267	920,256	909,156	958,710
Recreation Fee Classes	A7141	346,788	435,487	435,487	438,226
Recreation Mentally Challenged	A7187	144,120	160,460	160,460	160,160
Beaches-Recreation	A7188	575,242	610,172	610,172	610,172
Band Concerts	A7270	150,094	147,601	144,784	143,811
Museum-Fine Arts Heckscher	A7450	541,372	495,399	495,399	485,134
Cultural Affairs	A7460	253,718	267,686	267,686	244,887
Celebrations	A7550	9,145	9,027	9,027	10,000
Total Expenses		\$ 5,076,556	\$ 5,149,159	\$ 5,146,742	\$ 5,175,208
Revenues					
Park & Recreation Rec Fees	A2001	\$ 593,167	\$ 620,000	\$ 620,000	\$ 620,000
Park Revenues Corp Sponsored	A2003	8,625	10,000	10,000	10,000
Recreation Cards	A2005	47,249	70,000	50,000	50,000
Park & Recreation Fee Class	A2006	666,658	522,817	600,000	650,000
Developmentally Disabled	A2007	28,176	26,000	26,000	26,000
Dix Hills Park Rec Fees	A2008	669,909	700,000	700,000	700,000
Recreation Concessions	A2012	70,125	79,000	79,000	80,000
Beach Fees	A2025	450,408	350,000	435,000	425,000
Dix Hills Pool Fees	A2026	98,033	80,000	120,000	100,000
Golf Fees	A2051	1,591,267	1,700,000	1,500,000	1,640,000
Golf Cards	A2052	51,533	90,000	50,000	75,000
Skating Rink Fees	A2065	2,173,183	2,400,000	2,300,000	2,300,000
State Aid Mental Retardation	A3889	48,672	50,000	50,000	50,000
Federal Aid Project Play	A4789	42,636	48,000	48,000	48,000
Total Revenues		\$ 6,539,641	\$ 6,745,817	\$ 6,588,000	\$ 6,774,000
Net Department Costs		\$ (1,463,085)	\$ (1,596,658)	\$ (1,441,258)	\$ (1,598,792)



Parks & Recreation

Donald McKay, Director

Authorized Positions	Fund/ Division	2016			
		2015 Actual	Modified Budget	2016 Projected	2017 Budget
Arts Council Administration	A7010	0	0	0	0
Recreation Administration	A7020	8	9	9	9
Dix Hills Park Administration	A7115	4	4	4	4
Playgrounds & Recreation	A7140	1	1	1	1
Recreation Fee Classes	A7141	1	1	1	1
Recreation Mentally Challenged	A7187	0	0	0	0
Beaches-Recreation	A7188	0	0	0	0
Golf Course Administration	A7193	0	0	0	0
Band Concerts	A7270	0	0	0	0
Museum-Fine Arts Heckscher	A7450	2	0	0	0
Cultural Affairs	A7460	1	1	1	1
Celebrations	A7550	0	0	0	0
Department Total		17	16	16	16

	2016			
	2015 Actual	Modified Budget	2016 Projected	2017 Budget
Expenses				
Salary and Wages	\$ 3,334,853	\$ 3,222,884	\$ 3,229,817	\$ 3,290,376
Employee Benefits and Taxes	260,211	266,401	266,401	256,749
Contractual Costs, Materials & Supplies	1,480,606	1,658,974	1,649,624	1,627,183
Fixed Assets	886	900	900	900
Total Expenses	\$ 5,076,556	\$ 5,149,159	\$ 5,146,742	\$ 5,175,208

Revenues				
	2015	2016	2016	2017
	Actual	Modified	Projected	Budget
Departmental Income	\$ 6,448,333	\$ 6,647,817	\$ 6,490,000	\$ 6,676,000
State Aid	48,672	50,000	50,000	50,000
Federal Aid	42,636	48,000	48,000	48,000
Total Revenues	\$ 6,539,641	\$ 6,745,817	\$ 6,588,000	\$ 6,774,000

Net Cost	\$ (1,463,085)	\$ (1,596,658)	\$ (1,441,258)	\$ (1,598,792)
-----------------	-----------------------	-----------------------	-----------------------	-----------------------

Net Cost by Fund				
	2015	2016	2016	2017
	Actual	Modified	Projected	Budget
General Fund	\$ (1,463,085)	\$ (1,596,658)	\$ (1,441,258)	\$ (1,598,792)
Total Net Cost	\$ (1,463,085)	\$ (1,596,658)	\$ (1,441,258)	\$ (1,598,792)



Planning & Environment

Anthony J. Aloisio, Director

◆ Departmental Mission:

The mission of the Department of Planning and Environment is to assure safe, healthy, and productive, as well as aesthetically and culturally pleasing surroundings for all residents of Huntington; to attain the widest range of beneficial uses of the environment without degradation, risk to health, safety or other undesirable consequences; to preserve important historic, cultural and natural aspects of our heritage and maintain an environment that supports diversity and variety of individual choice. The Department constantly strives to achieve a balance between population and resource use, which will permit high standards of living and a wide sharing of life's amenities among all the residents of the Town of Huntington, not only during this generation but also for all future generations in support of the Town's strategic goal to expand development within the Town and invest in infrastructure.

◆ Legal Authority:

Town Code, Section 52-A and New York State Town Law, Section 271 (2), New York State Town Law (NYSTL), Sections 267, 276, 277 and 278. NYS Environmental Conservation Law, Article 8 part 617. General Municipal Law, Section 247.

◆ Operating Environment:

Pursuant to Town Code the Department of Planning & Environment is organized into three divisions as follows:

Planning: The department is responsible for reviewing applications and creating the record for land-use decisions. Such decisions are made by the Town Board, Planning Board, Zoning Board of Appeals, the Parks Department, Highway Department, and in part, the Department of Engineering Services. Preparing planning studies and reports as well as the maintenance of the town Geographic Information System are all part of the duties of various Staff in the Department. In addition, the Division also prepares estimates for the installation of project related infrastructure that is included in required performance bonds. The Department also oversees various Economic Development activities and provides staff support to the Economic Development Corporation.

The Planning Department is also responsible for the collection, prioritization, review and final preparation of Capital Budget proposals from each Town department. These tasks are required in order for the Planning Board to meet the Article 12 mandates.

New York State Town Law (NYSTL), Sections 276, 277 and 278 dictate the review and approval process for site plans. Under these statutes, with time limits to hold hearing and to approve or deny applications, the Planning Department staff works for the Planning Board, to process applications for subdivision and site plans.

Environmental Review: The Environmental Review Division is responsible for providing assistance to the various boards in the Town to maintain the standards of the New York State Environmental Conservation Law Article 8, Part 617 SEQRA (State Environmental Quality Review Act) regulations. This law establishes a decision-making process that involves consideration of social, economic and environmental factors.

Land Management: The Land Management Division is responsible for the Geographic Information System (GIS) and all matters pertaining to the Town's land inventory.



Planning & Environment

Anthony J. Aloisio, Director

Zoning Board of Appeals: The Planning Division provides staff support to the Zoning Board of Appeals (ZBA). The ZBA is responsible for Town Code, Section 198-68 that requires the Planning Department to provide technical input for the Zoning Board of Appeals applications for conditional permits within 30 days of receipt. The Zoning Board of Appeals gets its authority to consider variances pursuant to NYSTL 267.

Environmental Open Space and Park Fund Advisory (EOSPA) Committee: The Open Space Coordinator provides staff support to the Environmental Open Space and Park Improvement Committee. Chapter 21 of Town Code defines the Environmental Open Space and Park Fund program that is administered by the Open Space Coordinator working with the EOSPA Committee and Open Space Counsel. This has included oversight of three referenda that each generated funding for a ten-year period with a combined life value of \$60 million. Presently funding is being provided by the 2008 Open Space Bond of \$15 million (\$5 million for land acquisition, \$5 million for park improvements, \$4 million for neighborhood enhancements and \$1 million for green projects). The EOSPA Committee also makes recommendations to the Town Board on allocation of Neighborhood Parks funding, derived from subdivision (park and playground) fees.

Conservation Board: The Huntington Conservation Board is a Town Board-appointed volunteer advisory organization. The Conservation Board reviews and provides comments to the Town Board, Planning Board, Board of Trustees, and Zoning Board of Appeals on applications for land use change that have the potential to affect Open Space Index-mapped property. In addition to its advisory review functions, the Conservation Board serves as a vital conduit for conveying environmental information on key topic areas (land use and review, marine and freshwater resources, parks, solid waste, and legislation) to Town leaders. The Conservation Board coordinates the Town Park Stewardship Program and routes data from Town Board-appointed volunteer park monitors/inspectors.

Huntington Greenway Trails Committee: The Huntington Greenway Trails Citizens Advisory Committee meets with and assists Land Management staff in mapping trails (courses, distances, features, difficulty), marking trails, defining trail uses/designations, leading hikes, monitoring trails for maintenance purposes, preparing trail guides and creating a trails plan.

Beautification Council: The Beautification Council is a Town Board-appointed volunteer advisory organization. The Beautification Council promotes various efforts and recommends actions to Town agencies and Boards that will enhance the attractiveness of the Town. Actions may include the installation of flower gardens and tree planting on municipal property and the promotion of efforts to maintain streets and other Town infrastructure.

◆ Workload Indicators:

The Planning Department is responsible for:

- Process and complete application and SEQRA reviews for over three-hundred (300) subdivision, site plans and ZBA reviews annually.
- Prepare long-term plans and support for various comprehensive planning efforts in Town, including plans for Huntington Station and the Melville Employment Center.
- Support Town-wide demand for GIS Services.



Planning & Environment

Anthony J. Aloisio, Director

◆ 2016 Achievements:

The Planning Department's 2016 significant achievements include the following:

- Completed all environmental and application reviews for submitted zone change requests.
- Processed all site plan and subdivision applications submitted to the department.
- Continue to participate in numerous activities to further the efforts of Renaissance Downtowns to revitalize Huntington Station.
- Completed DRAFT Melville Employment Center Plan with BFJ Consulting..
- Further development of a Municipal Storm Sewer System (MS4) and GIS database to support town departments with compliance of federal, state, and local clean water act reporting requirements.
- Completed the Multi-Jurisdictional Debris Management Plan.
- Coordinated with Town departments for providing GIS support to Town-wide initiatives.
- Expanded GIS Services and assistance to the town appraisal consultant and support of the town-wide Computer Assisted Mass Appraisal system.
- Continued solicitation of numerous grants to support varied environmental and parks projects.
- Presented EOSPA and Neighborhood Parks Fund allocation recommendations to the Town Board for eleven (11) sites to benefit from park improvement projects, three (3) neighborhood enhancements, and two (2) green energy projects resulting in a commitment of \$1,305,650 over the past year.
- Initiated two (2) new acquisition projects to expand the Town of Huntington inventory.

◆ 2016 Goals:

The Planning Department's 2016 goals include the following:

- Continue to acquire key open space properties, coordinate the improvement of new and existing parkland and neighborhoods/streetscapes, and support green energy and efficiency projects throughout Huntington.
- Continue to improve the process and increase the number of completed Development Reviews.
- Continue to support the efforts of Renaissance Downtowns to revitalize Huntington Station.
- Implement the Melville Employment Center Plan.
- Support the preparation and development of localized comprehensive plans.
- Complete the development of a Capital Projects GIS Portal for evaluating capital program goals and individual project progress.
- Full implementation of ArcGIS Server 10.3 with deployable mobile applications.
- Complete the deployment of the Common Inspection Tool (Mobile GIS Application) begun in 2015. This tool will allow the town Building, Planning and Public Safety inspectors to perform site assessment and permit inspections using a mobile tablet or smart phone.
- Deployment of GIS Common Operations portal for emergency management on a Town wide basis.
- Complete tree inventory and planting location evaluation started in 2014 for 60 active Town parks.
- Complete work with consultant and community to finalize Crab Meadow Watershed Hydrology Study and Stewardship Plan initiated in 2014.
- Continue effort begun in 2015 with Town Attorney and Public Safety Department to resolve private encroachments on Town properties, including parkland.
- Continue to implement goals and strategies contained in the Horizons 2020 Comprehensive Plan.



Planning & Environment

Anthony J. Aloisio, Director

◆ Performance Measures:

Below are the 2016 Performance measures for the Planning and Environment Department:

- Monitor the EOSPA and Neighborhood Parks funds to insure Town land acquisitions, property and neighborhood improvements are being completed in a timely fashion.
- Track and fund new EOSPA projects as per EOSPA Committee recommendation (chart below identifies funded projects).

Description	2014	2015	2016 (estimated)
EOSPA Open Space Acquisitions	0	2	5
Park Improvement Projects	8	7	5
Neighborhood Enhancement Projects	6	3	5
Green Infrastructure Projects	1	2	2

- Track the number of development reviews and permits processed by the department.

Description	2014	2015	2016 (estimated)
Bond Extensions	91	46	50
Letters of Denial	202	192	9
Lot Line Changes	7	6	6
Radius Searches	287	325	375
Site Plan-Pre-Application	121	129	140
Site Plan Application	34	27	35
Subdivision-Pre-Application	12	2	4
Subdivision-Preliminary Approval	9	6	5
Subdivision-Final Approval	11	1	5
TOD Flow Applications	8	8	8
Tree Permits	862	1029	1115
ZBA Applications	240	253	285
Zone Changes	5	6	15

- Identify and prioritize additional assets held by the Town's departments in a central GIS repository to improve and coordinate projects within the Town.
- Incorporate GIS record information assisting other departments.



Planning & Environment

Anthony J. Aloisio, Director

		2015	2016	2016	2017
	Fund/ Division	Actual	Modified Budget	Projected	Budget
Expenses					
Planning & Manage Development	A8684	\$ 28,922	\$ 57,373	\$ 57,373	\$ 35,000
Zoning Board of Appeals	B8010	168,488	163,449	158,449	163,449
Planning Department	B8020	1,798,951	1,810,501	1,771,201	1,631,905
Planning Board	B8025	119,947	128,949	125,949	128,949
Conservation Board	B8710	12,070	15,199	13,199	16,199
Total Expenses		\$ 2,128,378	\$ 2,175,471	\$ 2,126,171	\$ 1,975,502

Revenues					
Zoning Fees	B2110	\$ 130,441	\$ 138,000	\$ 138,000	\$ 138,000
Planning Board Fees	B2115	354,344	300,000	300,000	300,000
Other Home & Comm Services	B2189	200,000	-	-	-
Licenses, Other	B2545	5,123	10,000	6,000	10,000
Other Permits-Town Engineer	B2590	256,532	90,000	50,000	90,000
Total Revenues		\$ 946,440	\$ 538,000	\$ 494,000	\$ 538,000

Net Department Costs		\$ 1,181,938	\$ 1,637,471	\$ 1,632,171	\$ 1,437,502
-----------------------------	--	---------------------	---------------------	---------------------	---------------------

		2015	2016	2016	2017
	Fund/ Division	Actual	Modified Budget	Actual	Budget
Authorized Positions					
Planning & Manage Development	A8684	0	0	0	0
Zoning Board of Appeals	B8010	7	7	7	7
Planning Department	B8020	20	20	20	19
Planning Board	B8025	7	7	7	7
Plan & Manage Development	B8685	0	0	0	0
Conservation Board	B8710	0	0	0	0
Department Total		34	34	34	33



Planning & Environment

Anthony J. Aloisio, Director

	2015	2016	2016	2017
	Actual	Modified Budget	Projected	Budget
Expenses				
Salary and Wages	\$ 1,755,631	\$ 1,769,224	\$ 1,763,924	\$ 1,716,268
Employee Benefits and Taxes	132,686	141,526	141,526	134,734
Contractual Costs, Materials & Supplies	240,061	264,721	220,721	124,500
Total Expenses	\$ 2,128,378	\$ 2,175,471	\$ 2,126,171	\$ 1,975,502
Revenues				
Department Income	\$ 684,785	\$ 438,000	\$ 438,000	\$ 438,000
Licenses and Permits	261,655	100,000	56,000	100,000
Total Revenues	\$ 946,440	\$ 538,000	\$ 494,000	\$ 538,000
Net Cost	\$ 1,181,938	\$ 1,637,471	\$ 1,632,171	\$ 1,437,502
Net Cost by Fund				
General Fund	\$ 28,922	\$ 57,373	\$ 57,373	\$ 35,000
Part Town	1,153,016	1,580,098	1,574,798	1,402,502
Total Net Cost	\$ 1,181,938	\$ 1,637,471	\$ 1,632,171	\$ 1,437,502



Public Safety

Joseph Rose, Interim Director

◆ Departmental Mission:

The mission of the Public Safety Department is to safeguard the citizens and visitors of the Town of Huntington by protecting life and property, preserving the peace, preventing crime and enforcing Town ordinances. We strive to provide an exemplary level of professional service in fulfilling this mission of delivering public services efficiently and effectively.

◆ Legal Authority:

The Department of Public Safety was created in February 1996 by the Town Board via Resolution #1996-129. Town of Huntington Town Code, Chapter 55 establishes the Department of Public Safety and defines its powers and duties. On June 19, 2007, Town Board Resolution #2007-374 amended the Uniformed Traffic Code of the Town of Huntington. This amendment moved the Handicapped Parking Enforcement Program from the Department of Human Services to the Department of Public Safety. The movement resulted in the establishment of the Special Services Division within the Department of Public Safety as per Chapter 55 of the Code of the Town of Huntington.

◆ Operating Environment:

The Public Safety Department meets the duties of protecting the health, safety and welfare of the Town of Huntington residents with the following four divisions:

- Security Division
- Code Enforcement Division
- Animal Control Division
- Special Services Division

Security Division: This division is responsible for patrolling and ensuring the security of 77 Town of Huntington facilities consisting of buildings, rail stations, beaches and parks. In addition, the uniformed force is charged with the enforcement of parking regulations of the Town of Huntington as outlined in the parking provisions of the Uniform Traffic Code of the Town.

Code Enforcement Division: This division is responsible for enforcing the Code of the Town of Huntington and the New York State Property Maintenance Code affecting the Town through measures and procedures that emphasize compliance. This division performs investigations based on citizen complaints received and are handled in an expeditious manner. The Sign Bureau and Accessory Apartment Bureau are also part of the Code Enforcement Division.

Animal Control Division: This division is responsible for enforcing the Code of the Town of Huntington and any state and local laws or regulations, including the Agriculture and Markets Law of the State of New York, pertaining to the control of animals. The operation of the Huntington Animal Shelter is the responsibility of this division.

Special Services Division: This division is responsible for the enforcement of handicapped parking codes and fire zone codes through the Handicapped Enforcement Program (HEP) by utilizing the services of volunteers. The Meter Maintenance Bureau performs the maintenance and repair of parking meters. The Abandoned Vehicle Bureau conducts the identification and removal of abandoned vehicles within the Town.



Public Safety

Joseph Rose, Interim Director

The Department consolidates the efforts involved in Code Enforcement, Security, Animal Control and Special Services. The nature of the work performed by the Public Safety Department is both proactive and reactive. The Department is proactive by enforcing state and local laws and regulations within the jurisdiction of the Town at problematic locations; and reactive by responding to and investigating complaints filed by the citizens of the Town.

◆ Workload Indicators:

The Public Safety Department administers four divisions which serve the Huntington community:

Security Division

- Issued approximately 14,256 summonses for parking violations in 2015.
- Patrols and protects 77 Town properties and facilities within 94 Square miles on a 24-hour basis.
- Provides security detail to all major Town related functions.
- Monitors video surveillance for both Town equipped facilities and for B.I.D. locations.

Code Enforcement Division

- Investigates approximately 4,000 cases of potential code infractions in 2015.
- Issues approximately 1,551 violations as a result of these investigations.

Special Operations Division

- Maintains and collects parking fees for more than 638 meter locations.
- Administers the Handicapped Enforcement Program which utilizes a dedicated group of volunteers who have enforced the law related to parking for disabled.
- Removal and impounding of abandoned vehicles.

Animal Control Division

- Retained 336 dogs and 141 returned to owners.
- Adopts approximately 60-80 dogs annually.
- Removes approximately 1,000 deceased animals from public areas and roadways within the Town of Huntington.

◆ 2016 Achievements:

The Department's 2016 significant achievements include the following:

- Security Division has achieved an enhanced level of cooperation with all other departments within Town of Huntington and other governmental agencies including law enforcement entities. The Park Ranger position was created to assist with patrolling Town properties and to keep general public order.
- Code Enforcement continued to vigorously enforce the Town Code in an effort to maintain the quality of life the citizens of the Town of Huntington expect and deserve. Code Enforcement has been committed to the revitalization of Huntington Station by working with various civic organizations and community leaders to promote more awareness.
- Special Operations has continued to expand the use of volunteers in the Handicap Enforcement Program. Multi-space parking meters have been added to Wall Street.
- Animal Control continues to successfully rehabilitate dogs for adoption. The non-for-profit 501-



Public Safety

Joseph Rose, Interim Director

- 3C Give a Dog a Dream Foundation, has launched several successful fundraising events within the community. The Animal Control Division has procured a future site for a new animal shelter.

◆ 2017 Goals:

The Department of Public Safety 2017 goals are as follows:

- Security Division: In the coming year, complete the installation and implement new state-of-the-art video surveillance system to monitor our high value Town locations. Continue the development of the Park Ranger position. Obtain high level of efficiency with new visitor management system.
- Code Enforcement: Anticipating the accountability for specific geographic areas by code enforcement personnel will result in a more proactive approach to code issues within the assigned areas.
- Animal Control: Continue with the successful dog rehabilitation program “Playing for Life” to promote successful permanent adoptions. Further the success of the “Give a Dog a Dream” non-for-profit 501-3C foundation. Break ground for the construction of the new animal shelter.

◆ Performance Measures:

The performance measures that will be used to measure progression towards departmental goals are as follows:

- Monitor the number of code violations in the Town of Huntington.

Description	2014	2015	2016 (estimated)
Code Violations Issued	4,000	4,100	4,000

- Monitor and maintain the number of animal adoptions.

Description	2014	2015	2016 (estimated)
Animal Adoptions	93	61	60+

- Monitor and track the number of parking summonses issued.

Description	2014	2015	2016 (estimated)
Parking Summonses	14,000	14,256	15,450



Public Safety

Joseph Rose, Interim Director

	Fund/ Division	2015 Actual	2016		2017 Projected
			Modified Budget	2016 Projected	
Expenses					
Traffic Violations Board	A1130	\$ 110,381	\$ 116,199	\$ 116,199	\$ 133,999
Public Safety Administration	A3010	3,086,335	2,795,962	2,790,962	3,092,887
Control of Animals	A3510	909,849	924,165	936,165	923,477
Code Enforcement-Safety Inspect	A3621	235,640	249,483	247,783	252,764
Handicapped Enforcement Prog	A6010	67,173	25,403	25,403	7,750
Rental Registration	B3621	84,480	187,410	187,410	192,505
Zoning & Building Inspections	B3622	1,082,313	1,027,846	1,028,191	1,095,060
Accessory Apartment Compliance	B8036	260,055	204,274	204,274	207,928
Total Expenses		\$ 5,836,226	\$ 5,530,742	\$ 5,536,387	\$ 5,906,370

Revenues					
Other Public Safety Income	A1589	14,090	135,000	100,000	\$ 110,000
Parking Meter Fees	A1740	\$ 663,905	\$ 850,000	\$ 700,000	700,000
Dogs Other	A2543	12,735	16,200	16,200	18,000
Fines & Forfeited Bail	A2610	274,875	250,000	250,000	275,000
Parking Violation Fines	A2611	806,545	1,250,000	850,000	1,000,000
Rental Registration	B2412	321,925	400,000	250,000	350,000
Accessory Apartment Permits	B2555	540,872	550,000	550,000	565,000
Accessory Apartment Penalties	B2559	7,075	15,000	15,000	10,000
Sign Permits	B2595	154,281	125,000	150,000	150,000
Total Revenues		\$ 2,796,303	\$ 3,591,200	\$ 2,881,200	\$ 3,178,000

Net Department Costs		\$ 3,039,923	\$ 1,939,542	\$ 2,655,187	\$ 2,728,370
-----------------------------	--	---------------------	---------------------	---------------------	---------------------

Authorized Positions	Fund/ Division	2015 Actual	2016		2017 Budget
			Modified Budget	2016 Actual	
Traffic Violations Board	A1130	0	0	0	0
Public Safety Administration	A3010	25	26	26	26
Control of Animals	A3510	8	8	8	8
Code Enforcement-Safety Inspect	A3621	3	3	3	3
Handicapped Enforcement Prog	A6010	1	1	0	0
Rental Registration	B3621	2	3	3	3
Zoning & Building Inspections	B3622	13	13	13	13
Accessory Apartment Compliance	B8036	2	2	2	2
Department Total		54	56	55	55



Public Safety

Joseph Rose, Interim Director

	2015	2016	2016	2017
	Actual	Modified Budget	Projected	Budget
<u>Expenses</u>				
Salary and Wages	\$ 5,166,945	\$ 4,794,430	\$ 4,813,075	\$ 5,194,991
Employee Benefits and Taxes	400,523	393,408	393,408	415,079
Contractual Costs, Materials & Supplies	268,758	334,527	321,527	296,300
Fixed Assets	-	8,377	8,377	-
Total Expenses	\$ 5,836,226	\$ 5,530,742	\$ 5,536,387	\$ 5,906,370
<u>Revenues</u>				
Departmental Income	\$ 999,920	\$ 1,385,000	\$ 1,050,000	\$ 1,160,000
Licenses and Permits	714,963	706,200	731,200	743,000
Fines & Forfeitures	1,081,420	1,500,000	1,100,000	1,275,000
Total Revenues	\$ 2,796,303	\$ 3,591,200	\$ 2,881,200	\$ 3,178,000
Net Cost	\$ 3,039,923	\$ 1,939,542	\$ 2,655,187	\$ 2,728,370
<u>Net Cost by Fund</u>				
General Fund	\$ 2,637,228	\$ 1,610,012	\$ 2,200,312	\$ 2,307,877
Part Town	402,695	329,530	454,875	420,493
Total Net Cost	\$ 3,039,923	\$ 1,939,542	\$ 2,655,187	\$ 2,728,370



Receiver of Taxes

Ester Bivona, Tax Receiver

◆ Departmental Mission:

The Office of Receiver of Taxes is responsible for keeping the tax assessment roll and warrant issued by Suffolk County until the warrant expires and is delivered to the Suffolk County Comptroller. Taxes are collected by the Town based on the warrant issued for the current tax year. The Receiver of Taxes also performs all other duties imposed by law.

◆ Legal Authority:

The Receiver of Taxes derives authority from Section 37 of Town Law, the Suffolk County Tax Act and the Real Property Tax Law.

◆ Operating Environment:

The Office of Receiver of Taxes is primarily responsible for processing tax payments by residents, banks and businesses within the Town of Huntington. The department faces many challenges on a day-to-day basis and operates with minimal staff to process the tax payments. The Tax Office experiences a high level of direct contact with the public throughout the course of the tax collection process, causing an increase in the volume of phone calls, written correspondence that must be answered and issues that must be resolved.

◆ Workload Indicators:

The Town of Huntington Tax Warrant for 2015-2016 totaled \$1,005,781,356.44 of which \$158,116,166.14 was money paid directly to the Town for town and local district purposes. \$704,944,597.71 was collected for the school districts. Approximately 45,500 tax bills were printed and mailed directly to residents, commercial property owners, and mortgage companies that do not deal with our automated payment system. Another 33,000 information copies of tax bills were sent to property owners with mortgage escrow accounts, third party information copies, snowbird copies, and multi owner copies.

The Tax Office deals with over 130 lending institutions from across the country and overseas. The Tax Office had a collection rate of 97% in 2015-2016, with the uncollected amount returned to the Suffolk County Comptroller for collection.

The Tax Office collects for nine school districts, nine library districts, thirteen fire districts, one refuse district, three water districts, two town sewer districts and two county sewer districts. In addition, the office collects for two ambulance districts, three Business Improvement Districts, the County Tax, County Police Tax, County MTA Tax, Out of County Community College Tax and all Town of Huntington general and special district taxes.

The Tax Office collects pro-rata taxes for exemptions removed when a property is transferred. For 2015-2016, 488 exemptions were removed, adding back \$710,355.88 in taxes. The Tax Office collects unpaid water charges for the Dix Hills, Greenlawn, and South Huntington Water Districts. The 2015-2016 water re-levies totaled \$596,219.77. Fifty three properties carried a Demo/Cleanup Rubbish charge in the amount of \$56,380.55 as reimbursement to the town for unsafe properties cleaned up by the town and billed to the property owner. For the year 2015-2016 the tax office collected blight abatement charges on 73 properties in the amount of \$207,500.00. Court Ordered Receivers charges were \$38,391.39. The office also collects county sewer re-levy charges totaling \$302,350.93 for the year 2015-2016.



Receiver of Taxes

Ester Bivona, Tax Receiver

New York State law requires the tax office to notify property owners if taxes from a prior year remain unpaid. For 2015-2016, 2,595 parcels carried the “Arrears” notification. Fifteen properties had their STAR Exemption removed adding back \$17,091.08 in taxes.

Approximately 40% of all tax payments are paid by mail. On average 500 tax payments are received each day in December, January and May, with the number increasing to over 1,100 pieces a day during the last week of collection each half. More than \$28 million dollars in credit card or e-check payments were made in 2015-2016. Legally required notices of unpaid taxes are issued at various times during the collection cycle. Nearly 55,000 additional pieces of mail are sent out from the Tax Office annually.

Sixty percent of tax payments are manually processed. Over five hundred people a day walk in and pay their taxes in person in December, January and May. The last week of collection in January and May shows an increase to over 1,000 walk in payers a day. In 2015-2016, 287 checks were returned unpaid (bounced), representing \$2,005,097.21 in cancelled payments. Refunds of overpayment of taxes due to taxpayer error as well as adjustments due to Small Claim Reviews and Tax Certiorari actions 2015-2016 totaled \$1,151,382.95. Two hundred fifty five duplicate payments were intercepted before the checks were deposited, returning checks totaling \$2,053,165.61 to individuals or banks attempting to pay taxes already paid.

In addition to the tax collection function, the Tax Office collects water usage bills and posts payments for the Dix Hills Water District, approximately 8,000 water bills quarterly, totaling \$2,000,000.

◆ 2016 Achievements:

The most important achievement the tax office continues to attain is holding the line on postage. This is accomplished thru the use of reduced postage options when available and the constant monitoring of addresses to correct outdated addresses. In addition to holding the line on postage in the tax office, we have worked with other departments with large mailings to use the benefits of PSI. Mailings from the Assessor, Environmental, and the Clerk’s Offices have benefited from reduced postage under the supervision of the tax office.

◆ 2017 Goals:

The Tax Receiver’s goals are to keep costs down while providing excellent service to the taxpayers. Our constant battle is with postage costs. Every tax bill returned undelivered is postage wasted. Every piece of mail sent full postage when reduced postage was available is also postage wasted. Our goal is to monitor and correct all incorrect addresses to reduce the amount of returned mail and to use reduced postage options whenever available to keep postage costs down. While postage was increased by the post office this year, and then reverted back to the current rate, there was a period where we paid more for full postage and thru PSI. This created a drain on our postage budget. While not all mailings can be automated or mailed thru PSI, use of these services provides a significant savings. Our goal is to automate as many mailings as possible and use PSI when available.

◆ Performance Measures

- Monitor postage costs and stay within the budgeted amount
- Review and update as much returned mail as possible
- Encourage taxpayers and their representatives to use our website to print duplicate tax bills



Receiver of Taxes

Ester Bivona, Tax Receiver

	Fund/ Division	2015 Actual	2016 Modified Budget	2016 Projected	2017 Budget
Expenses					
Receiver of Taxes	A1330	\$ 670,308	\$ 660,358	\$ 660,358	\$ 668,126
Total Expenses		\$ 670,308	\$ 660,358	\$ 660,358	\$ 668,126
Net Department Costs		\$ 670,308	\$ 660,358	\$ 660,358	\$ 668,126

Authorized Positions	Fund/ Division	2014 Actual	2015 Modified Budget	2015 Actual	2016 Budget
Receiver of Taxes	A1330	7	7	7	7
Department Total		7	7	7	7

	2015 Actual	2016 Modified Budget	2016 Projected	2017 Budget
Expenses				
Salary and Wages	\$ 545,086	\$ 539,496	\$ 539,496	\$ 545,641
Employee Benefits and Taxes	42,168	42,974	42,974	43,597
Contractual Costs, Materials & Supplies	83,053	77,888	77,888	78,888
Total Expenses	\$ 670,307	\$ 660,358	\$ 660,358	\$ 668,126
Net Costs	\$ 670,307	\$ 660,358	\$ 660,358	\$ 668,126
Net Cost by Fund				
General Fund	\$ 670,307	\$ 660,358	\$ 660,358	\$ 668,126
Total Net Cost	\$ 670,307	\$ 660,358	\$ 660,358	\$ 668,126



Town Attorney

Cindy Elan-Mangano, Town Attorney

◆ Departmental Mission:

The Town Attorney's primary mission is to provide legal representation for the Town, the Town Board, Board of Trustees, Special Improvement Districts and all Town Officers in their official capacities in all actions, proceedings, undertakings and activities in which the Town of Huntington or the Board of Trustees is concerned or involved, and to develop or revise the Town Code to provide quality services and to enhance economic development.

◆ Legal Authority:

Includes New York State Town Law, Section 20(2); Chapters 64 & A203 of the Huntington Town Code and all other applicable laws and rules.

◆ Operating Environment:

The Town Attorney's Office is comprised of attorneys with various specialized skill sets to handle legal issues as follows:

- **Judgment & Claims:** Evaluate claims for settlement or litigation. Accurately investigate all tort claims against the Town, its agencies and officers, and provide recommendations to the Town Board regarding the processing of claims.
- **Board of Trustees:** Provide legal representation and services to the Huntington Board of Trustees. Control the management of properties leased by the Board of Trustees and oversee the administration of Trustee lands.
- **General Legal Representation:** Represent the Town in all litigation including torts, labor, real estate and contract negotiations. Advise the Town Board and Huntington Board of Trustees in the day-to-day operation of government and other matters.
- **Legislation:** Prepare, review and recommend all Town ordinances, local laws and amendments to the Town Code and related public notices and resolutions.
- The number of cases handled by the Town Attorney's Office has been consistently increasing.

◆ Workload Indicators:

- Prepare, review and recommend Town ordinances, local laws, proposed amendments, public notices and resolutions.
- Review agendas for legal sufficiency for all Town Board Meetings monthly.
- Render formal legal opinions for all Town Departments and Special Improvement Districts upon request.
- Prosecution of District Court summonses and Parking Violations Bureau tickets.
- Concentrate law enforcement efforts on blighted, vacant and deteriorated properties, with the view to remove the blighting conditions and repurpose substandard properties, thereby returning them as assets to their local communities.
- Work on various Town contracts, agreements and closings.



Town Attorney

Cindy Elan-Mangano, Town Attorney

◆ 2016 Achievements:

- Continued the ongoing prosecution of code violations in Third District Court, with a focus on residential properties that are non-owner occupied and deemed nuisances by reason of their being overcrowded, deteriorated, unsafe and used illegally as unpermitted apartments, with the objective of bringing these properties into compliance with the Town Code.
- There are approximately 105 blighted properties currently being acted upon, with 15 resolved this year to date.
- Improved quality of life conditions by amendments to the blight and rental permitting of properties sections of the Town Code, as well as addressing “zombie houses”.
- Overhaul of the Marine Conservation Law as well as the Animals Chapter of the Town Code.
- Revised the form of agreement to be used by the ambulance districts, and assisted in the establishment of a fee schedule for services provided by the Commack Volunteer Ambulance District.
- Engaged in various actions concerning Town property, including the negotiation and drafting of various license agreements, and the acquisition by eminent domain of property to be added to Town parkland.
- Formed Give A Dog A Dream, Inc., to raise money for the Town’s animal shelter, and applied for and received 501 (c)(3) designation for the not-for-profit corporation.

◆ 2017 Goals:

The Town Attorney’s Office has established certain goals that are in the process of being implemented. They include, but are not limited to:

- Reducing outside professional expenditures.
- Draft legislation and amend the Town Code to maintain quality of life for residents.
- Concentrate efforts on blighted and vacant properties in the Town, where the need exists, and work to have the blight removed so that they are repurposed as beneficial additions to the local community.
- Draft legislation to amend Chapter 183 of the Town Code, concerning Tow Trucks and Towing for Hire.
- Negotiate license agreements with various telecommunication providers providing services to or within the Town of Huntington.

◆ Performance Measures

The performance measures that will be used to measure progression towards departmental goals are as follows:

- Track the number of amendments to the Town Code made each year.

	2015	2016 As of 6-15-16
Number of Amendments (adopted)	50*	24*

- Track and monitor litigation, summonses, and contracts.

Litigation: Number of Negligence Claims filed (exclusive of Article 78, Declaratory Judgment Actions, etc.)	2015	2016 as of 6-15-16
Parking Summons - Prosecuted / Processed	14,256**	7,732**
Criminal Summons – Prosecuted / Processed	1551**	846**



Town Attorney

Cindy Elan-Mangano, Town Attorney

Contracts – Negotiated / Drafted	450	232
----------------------------------	-----	-----

*As per Town Clerk **As per Public Safety

	Fund/ Division	2015 Actual	2016 Modified Budget	2016 Projected	2017 Budget
Expenses					
Town Attorney	A1420	\$ 2,592,796	\$ 2,952,015	\$ 2,951,658	\$ 2,829,587
Judgements and Claims	A1930	716,405	775,000	775,000	300,000
Town Attorney	B1420	96,907	107,191	102,191	107,191
Taxes & Assessments	C1950	13,877	70,662	35,000	43,300
Total Expenses		\$ 3,419,985	\$ 3,904,868	\$ 3,863,849	\$ 3,280,078

Revenues					
	Fund/ Division	2015 Actual	2016 Modified Budget	2016 Projected	2017 Budget
Court Ordered Receiver	A1035	\$ 71,061	\$ -	\$ -	\$ -
Town Attorney Fees	A1265	59,687.00	50,000	90,500	50,000
Film Permits	A2592	7,500	5,000	5,000	5,000
Sale of Property	A2660	141,000	-	-	-
Total Revenues		\$ 279,248	\$ 55,000	\$ 95,500	\$ 55,000

Net Department Costs		\$ 3,140,737	\$ 3,849,868	\$ 3,768,349	\$ 3,225,078
-----------------------------	--	---------------------	---------------------	---------------------	---------------------

	Fund/ Division	2015 Actual	2016 Modified Budget	2016 Actual	2017 Budget
Authorized Positions					
Town Attorney	A1420	14	14	14	14
Judgements and Claims	A1930	0	0	0	0
Town Attorney	B1420	0	0	0	0
Taxes & Assessments	C1950	0	0	0	0
Department Total		14	14	14	14



Town Attorney

Cindy Elan-Mangano, Town Attorney

Expenses

Salary and Wages	\$ 1,633,843	\$ 1,802,426	\$ 1,802,426	\$ 1,808,758
Employee Benefits and Taxes	121,509	137,658	137,658	144,520
Contractual Costs, Materials & Supplies	1,664,633	1,964,784	1,923,765	1,326,800
Total Expenses	\$ 3,419,985	\$ 3,904,868	\$ 3,863,849	\$ 3,280,078

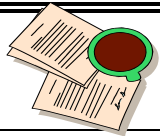
Revenues

Real Property Tax	\$ 71,061	\$ -	\$ -	\$ -
Departmental Income	59,687	50,000	90,500	50,000
Licenses and Permits	7,500	5,000	5,000	5,000
Sale of Property/Compensation for Loss	141,000	-	-	-
Total Revenues	\$ 279,248	\$ 55,000	\$ 95,500	\$ 55,000

Net Cost	\$ 3,140,737	\$ 3,849,868	\$ 3,768,349	\$ 3,225,078
-----------------	---------------------	---------------------	---------------------	---------------------

Net Cost by Fund

General Fund	\$ 3,029,953	\$ 3,672,015	\$ 3,631,158	\$ 3,074,587
Part Town	96,907	107,191	102,191	107,191
Board of Trustees	13,877	70,662	35,000	43,300
Total Net Cost	\$ 3,140,737	\$ 3,849,868	\$ 3,768,349	\$ 3,225,078



Town Clerk

Jo-Ann Raia, Town Clerk

◆ Departmental Mission:

The Town Clerk serves as Secretary to the Town Board and Board of Trustees and keeps a complete and accurate record of the proceedings of each meeting and public hearing. The Town Clerk acts as a licensing agent for the State and the Town and issues licenses and permits according to State laws and local laws and ordinances in the Town Code. The Town Clerk serves as Registrar of Vital Statistics for the Town of Huntington and the Incorporated Villages of Asharoken, Huntington Bay and Lloyd Harbor. The Town Clerk also serves as Commissioner of Special Elections for the Town and accepts service of Notices of Claim against the Town.

The Town Clerk is also the Records Management Officer (RMO) for the Town of Huntington and oversees the Records Management Program, which encompasses the Archives, which stores the Town's historical records and the Records Center which stores the Town's inactive records. The mission of the Records Management Program is to provide the ongoing, coordinated, administrative effort to systematically manage the Town of Huntington's records from initial creation to final disposition.

The Town Clerk's Office issues Resident and Non-Resident Commuter Parking Permits in a timely and efficient manner pursuant to Town Code.

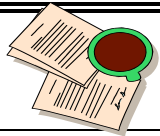
◆ Legal Authority:

Section 30 of Town Law of the State of New York; Town Law, Sections 65a(4) and 90; Municipal Home Rule Law, Section 27(6); Public Officers Law, Sections 31(5) and 87(3)(c); Election Law; Domestic Relations Law, newly adopted Sections 10a, 10g and 13-d; Public Health Law - Article 41, Section 4100*; Alcohol Beverage Control Law, Section 64(2a); General Business Law, Article 29-F(Sections 580-596); General Municipal Law, Article 14-H(Section 480,498) - Article 9(Sections 185-195n) and Section 50f; Environmental Conservation Law, Sections 11-0713; Local Government Records Law (Chapter 737, Laws of 1987), Article 57-A, Arts and Cultural Affairs Law. During the course of the year, the Town Board adopts various local laws or amends existing resolutions to direct the Town Clerk to issue new or additional licenses, new filing requirements, and additional regulations that affect existing licenses issued. *The New York State Department of Health has implemented a long range planning project that includes the consolidation of certain registration districts. In the Town of Huntington that will apply to the Veterans Hospital in Northport and the former Long Island Developmental Center facility. When this becomes effective the Town Clerk/Registrar will assume all the Registrar responsibilities now handled by the Veteran's Administration Center.

The new Freedom of Information Law (F.O.I.L) legislation adopted by the State requires local governments to accept F.O.I.L. requests by e-mail.

On December 14, 2010 the Town Board adopted Local Law Number 31-2010, amending the Code of the Town of Huntington Chapter 78 (Animals), authorizing the Town Clerk to issue dog licenses and retain a record of issuance in the Town Clerk's office (previously regulated by Agriculture & Markets Law, Article 7).

On May 22, 2012 the Town Board adopted Resolution 2012-245 executing a contract with the NYSDOT, transferring ownership and operation of LIRR Station 38 bicycle locker facilities to the Town, further directing that the Town Clerk shall take over the handling of all paperwork involved in the Bicycle Locker program in addition to related annual rental fees and security key deposits.



Town Clerk

Jo-Ann Raia, Town Clerk

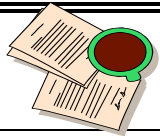
◆ Operating Environment:

The operating environment for the Town Clerk's Office is divided into three separate operations:

Town Clerk's Office- General Operation: The Town Clerk's Office provides the general public, residents and non-residents, attorneys, accountants and other professionals with information on varied subjects including, but not limited to, local government services available, town ordinances, local laws, State and local license and permit requirements, maintenance of related records pertaining to the issuance of those licenses and permits as well as issuing and maintaining records for Resident and Non-Resident Commuter Parking permits. Not only is the function of the office to help residents that walk into Town Hall, but also a large portion of work is generated through mail, e-mail, facsimile, telephone and internal Town Hall Department requests. The Town Clerk's Office has successfully converted to a new web-based software program implemented by the Department of Environmental Conservation on January 1, 2014, has trained all staff members and has been selected to become a DEC Municipal Agent to Agent Training Facility. In November 2014 staff members were trained to process Vital Record requests through a new web-based software program, VitalChek Product Suite, eliminating the need to make telephone calls for credit card verification and allowing the request to be initiated by the customer through the Internet. In 2016 VitalChek debit card machines that are used in the Town Clerk's office were upgraded to accept credit cards at no additional cost to the Town.

Records Management: New York State mandates a Records Management Program and the State provides very little funding to support the program. An Outreach Program that has been established by the Town Clerk's Archives is used as a model by the New York State Department of Education. In addition, the "Guide to the Archival Records and Manuscripts of the Town of Huntington" is used in the workshops given by the State Archives. The Outreach Program is continually expanding. We have many visitors interested in touring the Archives. The Town Clerk's Archives displays several exhibits annually and has motivated residents to contact our office to display their private collections. These Exhibits have been a great success and have garnered a great deal of interest from people passing through Town Hall. In addition to these exhibits, the Archives participates in many historical events throughout the Town, in conjunction with the Town Historian and local historical organizations. The Records Center continues to store, retrieve and dispose of the Town Departments' inactive records until they meet their State mandated date of disposition. The MU-1 Records Retention and Disposition Schedule has been entered into Laserfiche as a first step towards applying Records Management Policies to electronic records. Space continues to be extremely limited and graduate student interns are being utilized to process permanent records from the Records Center into the Archives. The amount of records received in the Records Center has increased dramatically over the past several years. Several departments have moved, cleaned out numerous files and sent them down to the Records Center for storage. Others are in need of more space so they have begun to purge their office files, sending down their oldest documents. A great deal of these records must be retained permanently. Since the Records Center is nearing capacity, additional shelving has been purchased to expand the Records Center into the Fan Room. The Town Clerk, in conjunction with the Director of Information Technology is in the process of establishing the policy for the preservation and retention of electronic records so that paper records can be destroyed. It is a State requirement to keep these records either in paper or microfilmed format unless a proper Electronic Records Policy is adopted by the Town Board. At this time the Town does not have the equipment that meets the New York State Archives standard to microfilm records.

Secretary to the Town Board: As Secretary to the Town Board, the Town Clerk is responsible for maintaining all of the records generated relative to Town Board meetings and Town Board matters. The number of resident



Town Clerk

Jo-Ann Raia, Town Clerk

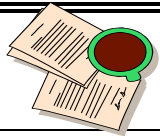
public speakers, during any given Town Board meeting, has increased over the past year. This directly affects the number of pages contained in the Town Clerk's verbatim minutes of a Town Board meeting. The various issues that are of interest to our residents have also increased the number of communications fielded by the Town Clerk's office. Searches for Notice of Claims served upon the Town have increased dramatically due to a change of policy by the Town Attorney. This added responsibility, which is assigned to a Principal Clerk and Senior Clerk Typist, can take up to 2.5 days for each search, intermingled between regular duties. There have been occasions when over a full day has been dedicated to one search. A total of 40 searches were conducted in 2015 and 18 searches from Jan – June 2016. The responsibility of searches was originally assigned to a staff member who retired and was not reinstated. Searches that require extensive time, take away from the staff's regular duties, which at times could lead to overtime.

Registrar of Vital Statistics: The workload for the Registrar of Vital Statistics depends on the number of births and deaths that occur annually, as well as daily certified transcript requests. In addition the department also processes birth and death verifications for military, state and federal agencies. A high volume of requests continues to be received from the NYS Department of Social Services and Child Protective Services for certified birth transcripts and Acknowledgments of Paternity transcripts. The Registrar processes certified transcripts of live birth and death certificates and Acknowledgments of Paternity that are mandated by State law, within the time period established for issuing, recording and filing Certificates of Live Birth Registration and Death Certificates with the NYS Department of Health in Albany. The State Health Department's statistical division's medical information queries have increased in recent years. On September 28, 2013 the Governor signed into Law an amendment to Article 41 of New York State Public Health Law that adds a new section 4148 which created an Electronic Death Registration System (EDRS) to electronically register all deaths in New York State. The tentative time for implementation of the new Law was early 2015, however the New York State Department of Health has delayed the start-up date from 2015/2016 until 2017. When this is implemented, certain modifications to our existing Town Clerk software program will have to be made. In addition, arrangements will have to be made to allow electronic money transfers into the Town Clerk's account for Transcripts of Death ordered by Funeral Directors. These fees represent the majority of the registrar revenues. Town Clerk Jo-Ann Raia was invited to become part of an EDRS External User Group, attending weekly webinars and testing the new EDRS software that has been developed for NYS.

◆ Workload Indicators:

As *licensing agent*, the Town Clerk's staff is responsible for Bingo/Games of Chance Licenses (Bell Jar, Raffle and Las Vegas Night Licenses), Marriage Licenses, Dog Licenses, Christmas Tree Sale Permits, Disability Parking Permits, Taxi, Peddler and Tow Truck Licensing, just to name a few. In 2015 the Town Clerk's Office issued approximately 3,735 various licenses and 30,618 permits. For the first six months of 2016 there were approximately 2,177 various licenses and 13,100 permits issued. As of June 30, 2016, the number of Certified Transcripts of Marriage issued was 1,225, which is greater than the total of 1,212 issued from January to December 2015. This increase in Certified Transcripts of Marriage requests could possibly be a result of a new IRS requirement to submit proof of health benefits when filing Income Tax Returns.

Acting as *Secretary to the Town Board*, legal notices are published in two (2) separate local Town newspapers and on occasion, Newsday, el Diario, Bilingual News and Minority Commerce Weekly. The following chart is a tally of the number of legal notices published in each paper for 2015 and the first six months of 2016:



Town Clerk

Jo-Ann Raia, Town Clerk

	<u>2015</u>	<u>Jan – June 2016</u>
Zone Change Applications	17	11
Public Hearings	32	26
Notices of Enactment	9	16
Bonding Resolutions	33	35
Local Law Introductory Hearings	50	32
Local Law Enactments	50	30
Miscellaneous Legal Notices	27	11

Town Board Meetings and Administration reflects expenses pertaining to Town Board and Board of Trustees meetings as they specifically deal with Town Board Meetings & Administration functions. This includes verbatim stenographic transcripts of meetings, publication of legal notices, purchase of Town Code Books and Zoning Codes and associated supplements that are required by law.

The *Records Management Program* consists of two facilities; the Records Center and the Archives. The Records Center conducts a disposition of records bi-annually to remove any record that has met the required State retention period. Records are continually transmitted to the Records Center for storage and retrieved by their Departments for reference. 1093 cubic feet of records were disposed of from July 1, 2015 through June 30, 2016 and 1389 cubic feet of records have been received for storage. Approximately 710 requests for records and research have been answered during this same time frame.

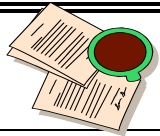
Since 2005, a minimum of two exhibits per year have been presented to promote the Town’s cultural diversity in addition to subject matter regarding the Town’s history. Exhibits feature artifacts and regalia, on loan to the Archives from residents, employees and various cultural and community organizations.

The following is the workload performed by the Town Clerk’s *Registrar of Vital Statistics* Division:

	<u>2015</u>	<u>Jan- June '16</u>
Certificates of Live Birth Registration	1428	582
Certificate of Death & Burial Permit	2250	1180
Certified Transcripts of Birth	2600	1491
Certified Transcripts of Death	20,681	10,454
Acknowledgement of Paternity	1879	852
Genealogy Requests	11	17

◆ 2016 Achievements:

- As of June 30, 2016 completed back file scanning of 84% of Birth Certificates from 1975- 2009. In addition all current Marriage Licenses and current Death certificates have been scanned.
- All modules of the MaxxClerk Program were finalized with MaxxVault LLC, replacing the outdated IMPACT program. Revisions were made to correct MaxxVault LLC errors and to enhance the software to refine existing modules.
- Participated in the Electronic Death Registration System External User (EDRS) Group, which was established to allow a representative group of EDRS users, outside of the Department of Health, to provide “real life” opportunities for learning from the shared experience of the members (including Funeral Directors, Medical Examiners, Medical Certifiers and Administrative Staff, NYS Dept of Health) to influence successful program design and implementation. Webinars were held and will



Town Clerk

Jo-Ann Raia, Town Clerk

continue through 2016-17. The Town Clerk provided feedback from hands-on experiences, helped develop and share program components and best practices to assist with software rollout. Input was given on project planning, review training and communication materials, in addition to performing hands-on exercises and testing during and outside of weekly team meetings. Responsibilities included the review of communication material for clarity, the review of the project plan for effectiveness, provided insight to stakeholders, business processes, etc., participated in scenario-based hands-on system testing and acted as an advocate at regional Town Clerk meetings.

- The Town Clerk's office participated in a free rabies clinic which was held in the Town of Huntington Town Hall parking lot, sponsored by the Suffolk County SPCA, the Town of Huntington Animal Shelter and the Suffolk County Department of Health Services.
- From June 2015 to April 2016 182 boxes of permanent records have been processed and added to the Archives database.
- Initiated a 5 year project for the implementation of the Preservation and Retention of Electronic Records. Began to implement workflows, by record series and according to the New York State Records Retention and Disposition Schedule MU-1 to provide for the proper storage, retention and preservation of all electronic records.
- In November 2015 we initiated a digital project using the web based software ContentDM. Our goal is to offer public access worldwide to a wide range of our historical documents as a contribution to education and research. The Town Clerk reduced the hours of another part time employee so we were able to hire an assistant familiar with the operation of this software.

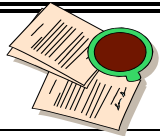
ContentDM is a digital collection management software founded in the 1960s by the OCLC (online catalogue library consortium.) The LILRC (Long Island Library Resource Council) is hosting the ContentDM site for Nassau and Suffolk Counties. More than 2000 archival repositories, museums, libraries and cultural heritage organizations worldwide use ContentDM to make their collections available online to professional organizations, schools, and Ph.D. candidates globally.

Plans for our digital project include selecting and preparing material for scanning, choosing appropriate metadata and methods for building the project.

The materials are scanned using a flatbed scanner EPSON 10000LX that is capable of scanning bi-tonal images at 300 dpi producing JPEG files. Due to the fragile state of our manuscripts, I oversee the scanning process making sure that proper handling of the manuscripts is exercised. In an effort to preserve the authenticity of the documents, the original spelling is observed in the transcriptions, which must be proofread by the Archivist, and the digital images reflect the physical condition of the documents. Many of the original items are discolored and stained. Their digital images, therefore, show discolorations, heavy fold markings, and varying tones in the paper. Some documents exhibit bleed-through, a condition in which the ink on the back of a page can be seen on the front. Our most delicate materials are housed in clear Mylar sleeves which allow scanning without removal of the items.

Although the presence of Mylar can be detected in the digital image, sometimes, it does not take away from the image.

- We are hosting an intern from St. John's University who is being trained in the tasks of the Archival profession. She will contribute 120 hours to processing some of our permanent records from various departments. The information will be added to our finding aid and data base.
- Our new exhibit, "A Sea of History" explores the industries that existed around town harbors and includes artifacts from the Huntington Historical Society, Cold Spring Harbor Whaling Museum, Huntington Public Library, a private collector and documents from our repository. It will remain open to



Town Clerk

Jo-Ann Raia, Town Clerk

the public until December 2016. We have reached out to several Yacht clubs in our area in an effort to explore their history and we will add the information as phase two of the exhibit.

- For the months of July and September the statue of Nathan Hale will be on display to commemorate the 4th of July observance and the anniversary of the hero's death in September.
- The Archives continues to attract visitors from around the United States who come to view our collections or do research.
- Starting in July 2016, for the third year in a row, our summer intern will return for one day per week to perform minor tasks in the Archives without a salary.
- The Archives page has been updated on the Town's website to include a link to our digital collections and a story map of the tour to the Civil War veterans' graves at the Huntington Rural cemetery.

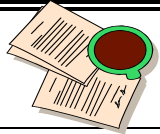
◆ 2017 Goals:

The Department's 2017 goals include the following:

- The Town Clerk will continue to make amendments to the MaxxClerk software program with MaxxVault LLC as needed.
- Will continue to participate in the EDRS External User Group and act as an EDRS super user/help for geographically located constituents during/after planned rollout in 2017.
- Back-file conversion of the balance of all Birth Certificates from 2009 to 2016. Additional scanning will be for current Birth Certificates, in addition to Death and Marriage Certificates and Town Board Resolution, Agendas and Minutes.
- The New York State Archives have concluded that when organizations with the same goals work as a consortium, it saves money. In accordance with that, the Huntington Town Clerk's Archives will continue to work very closely with the Regional Archivist in order to have additional material of ours posted on this site. This will allow documents from the Town Clerk's Archives to be accessed online globally by other professional organizations, schools, and Ph.D. candidates. More than 2000 archival repositories, museums, libraries and cultural heritage organizations worldwide use ContentDM to make their collections available. As stated earlier, ContentDM is a digital collection management software founded in the 1960s by the OCLC (online catalogue library consortium.) The LILRC (Long Island Library Resource Council) is hosting the ContentDM site for our region. The Town does not have to be concerned about licenses, servers, software or software updates and software support. Our only obligation will be the \$225 annual membership to the LILRC.

The popularity of our collections uploaded to ContentDM is apparent in the number of hits our site receives every month. The statistics for the New York Heritage site show that for the month of November 2015 the Town of Huntington Town Clerk's Archives digital collection included 30 items and got 155 hits. For December we uploaded 198 items and received 217 hits. For May 2016 we have 489 items into ContentDM and received 136 hits.

- Continue the implementation of a 5 year plan for the Preservation and Retention of Electronic Records. The Town Clerk/RMO, in conjunction with the Information Technology Department, will continue to implement workflows, by record series and according to the New York State Records Retention and Disposition Schedule MU-1 to provide for the proper storage, retention and disposition of all electronic records. Additionally, we will finalize the Town of Huntington's Policy regarding the Preservation and Retention of Electronic Records.



Town Clerk

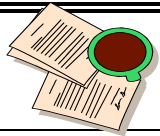
Jo-Ann Raia, Town Clerk

◆ Performance Measures :

The performance measures that will be used to measure progression towards departmental goals are as follows:

- Monitor and track the volume of documents electronically converted/uploaded

	<u>Goal</u>	<u>To Date</u>	<u>2017 Goal</u>
Birth Certificates- # births scanned (1975-2015)	72,500(approx.)	84%	100%
ContentDM upload of currently identified manuscripts (2016-17)	1000	50%	75%
• Processing of Permanent Records			
Boxes of Permanent Records Currently Identified (2016-17)	277	28%	46%

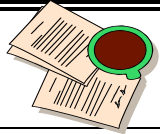


Town Clerk

Jo-Ann Raia, Town Clerk

	Fund/ Division	2015 Actual	2016 Modified Budget	2016 Projected	2017 Budget
Expenses					
Town Clerk	A1410	\$ 705,124	\$ 646,888	\$ 646,888	\$ 662,007
Town Clerk Record Center	A1411	139,728	145,334	144,334	147,925
Town Board Meetings & Admin	A1412	85,968	86,675	86,675	85,500
Commuter Parking	A1415	134,332	183,421	183,421	192,100
Registrar of Vital Statistics	B4020	188,779	139,486	137,536	141,903
Total Expenses		\$ 1,253,931	\$ 1,201,804	\$ 1,198,854	\$ 1,229,435
Revenues					
Clerk Fees	A1255	\$ 354,632	\$ 400,000	\$ 360,000	\$ 400,000
Town Clerk-Publication Fees	A1257	3,022	2,000	2,200	3,000
Bingo Licenses	A2540	14,122	13,500	13,500	14,000
Dog Licenses	A2544	7,198	7,000	7,000	10,000
Licenses, Other	A2545	6,915	6,500	6,500	9,000
Parking Permits	A2556	950,250	905,000	905,000	950,000
Clerk Fees	B1255	17,650	10,000	50,000	20,000
Registrar Fees	B1601	227,660	220,000	220,000	230,000
Total Revenues		\$ 1,581,449	\$ 1,564,000	\$ 1,564,200	\$ 1,636,000
Net Department Costs		\$ (327,518)	\$ (362,196)	\$ (365,346)	\$ (406,565)

	Fund/ Division	2015 Actual	2016 Modified Budget	2016 Actual	2017 Budget
Authorized Positions					
Town Clerk	A1410	8	8	8	8
Town Clerk Record Center	A1411	1	1	1	1
Town Board Meetings & Admin	A1412	0	0	0	0
Commuter Parking	A1415	2	3	3	3
Registrar of Vital Statistics	B4020	3	2	2	2
Department Total		14	14	14	14



Town Clerk

Jo-Ann Raia, Town Clerk

	2015	2016	2016	2017
	Actual	Modified Budget	Projected	Budget
<u>Expenses</u>				
Salary and Wages	\$ 1,059,114	\$ 1,002,202	\$ 1,002,202	\$ 1,028,320
Employee Benefits and Taxes	82,214	79,737	79,737	82,190
Contractual Costs, Materials & Supplies	112,018	118,365	116,915	117,425
Fixed Assets	585	1,500	-	1,500
Total Expenses	\$ 1,253,931	\$ 1,201,804	\$ 1,198,854	\$ 1,229,435
<u>Revenues</u>				
Departmental Income	\$ 602,964	\$ 632,000	\$ 632,200	\$ 653,000
Licenses and Permits	978,485	932,000	932,000	983,000
Total Revenues	\$ 1,581,449	\$ 1,564,000	\$ 1,564,200	\$ 1,636,000
Net Costs	\$ (327,518)	\$ (362,196)	\$ (365,346)	\$ (406,565)
<u>Net Cost by Fund</u>				
General Fund	\$ (270,987)	\$ (271,682)	\$ (232,882)	\$ (298,468)
Part Town	(56,531)	(90,514)	(132,464)	(108,097)
Total Net Cost	\$ (327,518)	\$ (362,196)	\$ (365,346)	\$ (406,565)



Town Council

Town Board Members: Susan A. Berland, Eugene Cook, Mark A. Cuthbertson, Tracey A. Edwards

◆ Departmental Mission:

The Town Board is the policy-making body of the Town and consists of four members and the Town Supervisor elected by the Town of Huntington residents. The Town Board's mission is to provide leadership and set policy in order to deliver effective and efficient public services. The Town Board is committed to ensuring that the Town of Huntington is an outstanding Town to live in, work in and visit.

◆ Legal Authority:

Article 3 Section 20 of Town Law of the State of New York; Town Law, Section 20.

◆ Operating Environment:

The Town Board is the legislative and executive body of the Town and consists of four members and the Town Supervisor elected by the Town of Huntington residents. Town Board members are elected to four-year terms. The Town Board enacts local laws and ordinances, adopts the Town Budget, awards contracts, sets policies, appoints department heads, deputy department heads, zoning board, planning board and assessment review committee members. The Town Board provides oversight of Town government.

◆ 2016 Achievements:

The Town Board's 2016 significant achievements include:

- Continued restoration of blighted properties throughout the Town of Huntington.
- Continue the legal challenge and coordinated effort with school district, library district and village to fight Long Island Power Authority's efforts to reduce the assessment on the Northport Power Plant.

◆ 2017 Goals:

The Department's 2017 goals include the following:

- Promote economic development in Huntington Station.
- Enhance land use policies that meet community needs and expectations.
- Enact legislation to enhance the welfare of the Town.
- Support Town essential infrastructure projects necessary to provide Town services.

◆ Performance Measures :

The performance measures that will be used to measure progression towards departmental goals are as follows:

	2013	2014	2015
Restoration of Blighted Properties	64	84	77
Local laws enacted	32	57	50



Town Council

Town Board Members: Susan A. Berland, Eugene Cook, Mark A. Cuthbertson, Tracey A. Edwards

	Fund/ Division	2016			
		2015 Actual	Modified Budget	2016 Projected	2017 Budget
Expenses					
Town Board	A1010	\$ 723,755	\$ 740,673	\$ 741,133	\$ 738,713
Constituent Services	A1225	199,978	180,377	180,377	219,646
Total Expenditures		\$ 923,733	\$ 921,050	\$ 921,510	\$ 958,359
Net Department Costs		\$ 923,733	\$ 921,050	\$ 921,510	\$ 958,359

Authorized Positions	Fund/ Division	2016			
		2015 Actual	Modified Budget	2016 Actual	2017 Budget
Town Board	A1010	9	9	9	9
Constituent Services	A1225	2	3	2	3
Department Total		11	12	11	12

Expenses		2016			
		2015 Actual	Modified Budget	2016 Projected	2017 Budget
Salary and Wages		\$ 854,319	\$ 845,902	\$ 845,362	\$ 880,931
Employee Benefits and Taxes		65,492	70,388	70,388	70,388
Contractual Costs, Materials & Supplies		3,922	4,760	4,760	6,500
Total Expenditures		\$ 923,733	\$ 921,050	\$ 920,510	\$ 957,819
Net Cost		\$ 923,733	\$ 921,050	\$ 920,510	\$ 957,819

Net Cost by Fund					
General Fund		\$ 923,733	\$ 921,050	\$ 920,510	\$ 957,819
Total Net Cost		\$ 923,733	\$ 921,050	\$ 920,510	\$ 957,819



Town Historian

Robert Hughes, Historian

◆ Departmental Mission :

The Town Historian is responsible for coordinating Huntington's historic preservation efforts. The Historian serves as secretary to the Historic Preservation Commission, which administers the Town's Historic Preservation Code; has responsibility for Town cemeteries and the Arsenal; advises the Town Supervisor and Town Board when requested with respect to matters of historic interest; and also acts as liaison to the numerous historical organizations throughout the Town to help ensure the continued preservation of Huntington's rich heritage.

◆ Legal Authority:

New York State Arts and Cultural Affairs Law, Section 57.13

◆ Operating Environment :

The Town Historian's Office is located in the Soldiers & Sailors Memorial Building at 228 Main Street in Huntington. The building was built as a memorial to Huntingtonians who died fighting to preserve the Union during the Civil War and served as the home of the Huntington library from 1892 to 1958.

The building, which is owned by the Huntington Historical Society, also serves as an exhibit space for historic artifacts and as a visitor's center.

◆ Workload Indicators :

The Town Historian, as secretary to the Historic Preservation Commission, is the primary contact for homeowners, prospective homeowners, real estate agents, attorneys and developers with respect to the administration and explanation of the Town's historic preservation law and the workings of the Preservation Commission. In addition, the Historian fields numerous calls from Town residents and non-residents on a variety of topics including places to conduct historic research, historic sites in Town, matters concerning the Militia, historic cemeteries and questions concerning the history of the Town. The Historian is also invited to speak before various community groups.

◆ 2016 Achievements:

The Historian continued to provide administrative support for the Historic Preservation Commission including recommendation of historic sites for landmark designation by the Town Board; answered inquiries from residents; oversaw continuation of an archeological study at the Arsenal; prepared and had installed four new historical markers; worked with various historical organizations through the Town of Huntington Historic Partnership; researched the Town's history; oversaw maintenance and restoration of the Town's historic cemeteries; and continued to work with the African American Historic Designation Council.



Town Historian

Robert Hughes, Historian

◆ 2017 Goals:

The Department's 2017 goals include the following:

- Research and write the text for the installation of one additional historical marker and two interpretive markers.
- Oversee the construction of a pavilion to display the Town's reproduction Revolutionary War whaleboat.

◆ Performance Measures :

The performance measures used to measure progress towards departmental goals are as follows:

	2010	2011	2012	2013	2014	2015	2016
Historic Markers Installed	2	2	1	1	0	1	4
Historic Markers repaired	0	0	0	2	0	2	1



Town Historian

Robert Hughes, Historian

	Fund/ Division	2015 Actual	2016 Modified Budget	2016 Projected	2017 Budget
Expenses					
Town Historian	A7510	\$ 54,240	\$ 55,675	\$ 55,675	\$ 53,565
Total Expenses		\$ 54,240	\$ 55,675	\$ 55,675	\$ 53,565
Net Department Cost		\$ 54,240	\$ 55,675	\$ 55,675	\$ 53,565

	Fund/ Division	2015 Actual	2016 Modified Budget	2016 Actual	2017 Budget
Authorized Positions					
Town Historian	A7510	1	1	1	1
Department Total		1	1	1	1

	2015 Actual	2016 Modified Budget	2016 Projected	2017 Budget
Expenses				
Salary and Wages	\$ 46,732	\$ 47,055	\$ 47,055	\$ 47,055
Employee Benefits and Taxes	3,576	3,760	3,760	3,760
Contractual Costs, Materials & Supplies	3,932	4,860	4,860	2,750
Total Expenses	\$ 54,240	\$ 55,675	\$ 55,675	\$ 53,565
Net Cost	\$ 54,240	\$ 55,675	\$ 55,675	\$ 53,565

Net Cost by Fund				
General Fund	\$ 54,240	\$ 55,675	\$ 55,675	\$ 53,565
Total Net Cost	\$ 54,240	\$ 55,675	\$ 55,675	\$ 53,565



Town Supervisor

Frank Petrone, Town Supervisor

◆ Departmental Mission:

The mission of the Town Supervisor is to provide leadership and direction to the Town Board, Town employees, facilitate the implementation of Town Board priorities and manage the Town functions to ensure the delivery of cost-effective, customer-responsive public services and assist residents in order to achieve the Town's mission.

◆ Legal Authority:

Article 3 Section 20 of Town Law of the State of New York; Town Law, Sections 20.

◆ Operating Environment:

The Town Supervisor is a Town Board member, the Chief Executive Officer, Chief Financial Officer and head of the administrative branch of Town government responsible to lead, administer and manage the day-to-day operations of the Town's nineteen departments and oversee its finances. The Supervisor's Office manages the Town's Personnel Department, Civil Defense operation and Public Information functions. The Youth Bureau is a direct report to the Town Supervisor. The Town Supervisor is independently elected to a four-year term and chairs the meetings of the five member Town Board.

◆ 2016 Achievements:

The Town Supervisor's 2016 significant achievements include the following:

- Continued to expand and enhance implemented fiscal policies that maintained the Town's AAA bond rating.
- Continued to promote economic development by providing leadership in the Huntington Station revitalization and the Melville Employment Development Center.
- Instituted single stream recycling
- Worked to reform the Town of Huntington's Ethic Code.

◆ 2017 Goals:

The Department's 2017 goals include the following:

- Continue to ensure that residents receive quality services.
- Present a balanced annual budget to the Town Board.
- Provide leadership for efficiency enhancements throughout the Town.
- Promote economic development initiatives that promote jobs and grow revenues in the Town.

◆ Performance Measures :

The performance measures that will be used to measure progression towards departmental goals are as follows:

- Track and monitor economic development initiatives.
- Ensure that the annual budget is presented and adopted in compliance with General Municipal Law.



Town Supervisor

Frank Petrone, Town Supervisor

		2015	2016	2016	2017
	Fund/ Division	Actual	Modified Budget	Projected	Budget
Expenses					
Supervisor	A1220	\$ 597,866	\$ 631,859	\$ 631,859	\$ 596,533
Personnel	A1430	353,863	376,698	376,822	368,631
Civil Defense	A3640	29,524	80,949	85,949	75,089
Public Information	A6410	170,434	163,173	163,173	163,173
Total Expenditures		\$ 1,151,687	\$ 1,252,679	\$ 1,257,803	\$ 1,203,426
Revenues					
Fire Zone/Lane	A2772	\$ 63,750	\$ 63,750	\$ 63,750	\$ 63,750
Total Revenues		\$ 63,750	\$ 63,750	\$ 63,750	\$ 63,750
Net Department Costs		\$ 1,087,937	\$ 1,188,929	\$ 1,194,053	\$ 1,139,676

		2015	2016	2016	2017
	Fund/ Division	Actual	Modified Budget	Actual	Budget
Authorized Positions					
Supervisor	A1220	4	4	4	4
Personnel	A1430	4	4	4	4
Civil Defense	A3640	0	0	0	0
Public Information	A6410	1	1	1	1
Department Total		9	9	9	9



Town Supervisor

Frank Petrone, Town Supervisor

	2015	2016	2016	2017
	Actual	Modified Budget	Projected	Budget
Expenditures:				
Salary and Wages	\$ 1,016,812	\$ 1,042,643	\$ 1,042,797	\$ 1,008,729
Employee Benefits and Taxes	71,139	79,726	79,726	80,597
Contractual Costs, Materials & Supplies	48,180	127,630	132,630	112,100
Fixed Assets	15,556	2,680	2,650	2,000
Total Expenditures	\$ 1,151,687	\$ 1,252,679	\$ 1,257,803	\$ 1,203,426
Revenues				
Fire Zone/Lane	\$ 63,750	\$ 63,750	\$ 63,750	\$ 63,750
Total Revenues	\$ 63,750	\$ 63,750	\$ 63,750	\$ 63,750
Net Cost	\$ 1,087,937	\$ 1,188,929	\$ 1,194,053	\$ 1,139,676
Net Cost by Fund				
General Fund	\$ 1,164,743	\$ 1,151,988	\$ 1,127,988	\$ 1,127,880
Total Net Cost	\$ 1,087,937	\$ 1,188,929	\$ 1,194,053	\$ 1,139,676



Transportation & Traffic Safety

Stephen McGloin, Director

◆ Departmental Mission:

The Transportation and Traffic Safety Department is comprised of three divisions. The mission of the department is to promote safe transportation and mobility services for the Town of Huntington residents. HART Bus Division is responsible for administering and operating the Huntington Area Rapid Transit (HART) bus system that provides public transportation throughout the Town of Huntington. The Traffic Safety Division is responsible for the installation and maintenance of the town's traffic control devices, which includes traffic signals, stop signs and pavement markings. The Street Lighting Division is charged with the safe and efficient operation and maintenance of the Town's streetlights. Effective administration of these divisions supports the Town's strategic goal of investing in the Town's assets and enhancing the long-term quality of life within the Town.

◆ Legal Authority:

The Town Board via resolution #2007-713 created the Department of Transportation and Traffic Safety in December 2007. Chapter 65 establishes the Department of Transportation and Traffic Safety and defines its powers and duties. Local Law No. 44-2007 amended Local Law No. 39-2007, amending the code of the Town of Huntington to add Chapter 65 Department of Transportation and Traffic Safety.

◆ Operating Environment:

Traffic Safety: The Traffic Safety Division currently responds to issues raised by town residents regarding traffic and traffic safety. Resolutions of these issues require traffic studies, field investigations and design. Traffic studies are performed to improve vehicle and pedestrian safety. Typically the studies include a review of accident data, collection of vehicle speed, volume and classification data and a field investigation of existing signs and pavement markings. The purpose of the traffic study is to improve safety. This is accomplished by making improvements to traffic signals, installing regulatory and warning signs, pavement markings and implementing various traffic calming techniques.

Huntington Area Rapid Transit (HART) Bus System: HART operates and maintains twenty-six passenger vehicles used in the town's fixed-route and paratransit transportation programs.

HART passenger transportation services include:

- Four regularly scheduled fixed routes for the general public.
- A town-wide American Disabilities Act (ADA) compliant paratransit program that provides both ADA-mandated and non-ADA services to disabled and/or elderly persons who are unable to utilize regularly scheduled bus routes.
- Various special event transportation services.
- Evacuation/emergency support services as needed.

The increase in the senior population of the Town will continue to necessitate the expansion of paratransit services in order for the Town to remain ADA compliant. HART also assists the Town's Division of Senior Citizens Services by delivering meals to those residents who qualify for the Home Delivered Meal program.



Transportation & Traffic Safety

Stephen McGloin, Director

Street Lighting Division: The Street Lighting Division maintains approximately 20,000 streetlights within the Town of Huntington. These include streetlights on Town, County and New York State roadways. This division is also responsible for the maintenance of lighting in all municipal parking areas and garages. The division is also responsible for the review and approval of exterior lighting designs submitted with new commercial site plan applications.

◆ Workload Indicators:

The workload of the Department includes, but is not limited to:

Traffic Safety

- Installing new traffic control signals at various locations.
- Maintain approximately 254 traffic control devices including traffic signals, flashing signals, school speed zone flashing beacons, driver feedback signs and fire preemption signals.
- Conduct traffic studies to address traffic calming, turning movements and volume studies.
- Apply for grant funds from the Federal, State and County levels of government.
- Review Town wide traffic signs and pavement markings for compliance with the Federal MUTCD and for traffic safety.

HART Bus System

- Provide approximately 41,000 vehicle hours per year of public transportation service.
- Supply approximately 154,000 rides to the public with regularly scheduled buses.
- Supply approximately 41,000 trips for the almost 1,900 disabled persons and senior residents currently registered for the paratransit program as well as their traveling companions and personal care attendants.
- Deliver approximately 18,700 meals to homebound seniors in need.
- Maintain revenue and non-revenue vehicle fleet.

Street Lighting Division

- Maintain and repair defective streetlights, including underground wiring, throughout the Town of Huntington in an efficient and timely manner.
- Upgrade the Town of Huntington streetlights to more energy efficient induction fixtures.
- Identify and install new streetlights as necessary to maintain security, vehicle and pedestrian safety..

◆ 2016 Achievements:

The Department of Transportation and Traffic 2016 significant achievements include the following:

Traffic Safety

- Upgraded traffic signals at Round Swamp and Old Country Road, Depot Road at E. 13th Street, Depot Road at E. 17th Street, New York Avenue at Schwab Road/Wolf Hill Road, and New York Avenue at Deepdale Drive.
- Installed (4) permanent solar Driver Feedback Devices on Woolsey Street and Bellerose Avenue
- Installed (4) permanent Driver Feedback Devices on Woodbury Road.
- Completed a Traffic Calming Study for Woodbury Road.
- Completed a physical inventory of all Town owned traffic control devices and inputted them into a GIS inventory system.



Transportation & Traffic Safety

Stephen McGloin, Director

- Install traffic calming improvements for Carlls Straight Path, Dix Highway and Little Plains/Cuba Hill Road.
- Developed a Speed Awareness and Enforcement Program that is a joint effort between the Town of Huntington Department of Transportation and Traffic Safety and the Suffolk County Police Department. The goal of this program is to make drivers aware of their speed by installing portable Driver Feedback Devices at locations, followed by enforcement by the SCPD. Driver Feedback Devices (DFDs) are placed at locations within the Town that have known speeding problems for approximately 2 weeks.
- Upgrade traffic signals from incandescent to energy saving LED fixtures.

Huntington Area Rapid Transit (HART) Bus System

- Acquired an additional paratransit bus
- Maintained the bus fleet in a state of good repair
- Carried 2.5% more passengers than the prior year.

Street Lighting Division

- The Department is continuing to install energy efficient induction fixtures to upgrade its inventory. By replacing old inefficient high-pressure sodium streetlights with energy efficient induction technology streetlights. To date the department has installed more than 16,000 energy efficient fixtures throughout the Town of Huntington.
- We have had a GIS inventory System installed to efficiently track our inventory of lighting fixtures and their locations. Mechanics utilize handheld computers to update changes to the inventory (additions, deletions and fixture updates) and information is downloaded, reviews and added to GIS Inventory Program. We also use the system to track work done on fixtures.
- Evaluate lighting requirements within the Town of Huntington. Added additional lighting on Depot Road, and Fairlawn Road. Also additional lighting installed in response to resident petitions.
- More effectively responding to phone calls and e-mails received by the Department.

◆ 2017 Goals:

The Department's 2017 goals include the following:

Traffic Safety Division:

- Dependent on available funding, design and upgrade traffic signals at the intersections Southdown Road at Wall Street, Union Place at Wall Street and Woodbury Road at High Street/Soundview Road..
- Install traffic calming improvements for Carlls Straight Path, Dix Highway and Little Plains/Cuba Hill Road.
- Upgrade traffic signals from incandescent to energy saving LED fixtures.

Huntington Area Rapid Transit (HART):

- Attract additional fixed route ridership.
- Continue the rehabilitation of the bus facility and parking garages.
- Implement additional security systems.

Street Lighting Division:

- Install 1000 energy efficient induction fixtures that are dark skies compliant that will save electricity costs and reduce carbon footprint.



Transportation & Traffic Safety

Stephen McGloin, Director

- Continue updating system of tracking lighting inventory and GIS location to improve the division's ability to locate and repair reported problems.
- Develop a system to track reported outages and improve response time for repairs and advise residents of progress. Several systems are currently under review.
- With assistance from IT Department implement I Pad system to track reported outages and improve response time for repairs and advise residents of progress.

◆ Performance Measures :

The performance measures that will be used to measure progress towards departmental goals are as follows:

- Monitor and track the number of traffic improvements:

Description	2014	2015	2016 (estimated)
# Traffic Signals Upgraded	13	17	8

- Monitor and track the number of changes to Huntington Area Rapid Transit (HART) bus system routes in accordance with the recommendations made by the Modernization Study. This initiative was implemented in 2013 and will continue to be monitored.

- Monitor and track the number of riders using the HART bus system.

Description	2014	2015	2016 (estimated)
# Bus riders	189,986	194,698	210,000

- Track the number of buses placed in service.

Description	2014	2015	2016 (estimated)
# Buses in fleet	24	25	25

- Monitor and track the number of energy efficient fixtures.

Description	2014	2015	2016 (estimated)
Total Number of fixtures	19,000	20,500	20,500
# Energy Efficient fixtures	10,500	14,000	16,500

- Monitor and track number of street light locations entered into the Town's GIS System.

Description	2014	2015	2016 (estimated)
Total Number of Streetlight locations	19,000	19,000	20,795
# Streetlight locations entered in GIS	0	0	19,475



Transportation & Traffic Safety

Stephen McGloin, Director

	Fund/ Division	2015 Actual	2016 Modified Budget	2016 Projected	2017 Budget
Expenses					
Bus Operations	A5630	\$ 4,174,885	\$ 3,866,071	\$ 3,945,333	\$ 4,106,476
Conservation	A8710	\$ -	\$ 90,228	\$ 90,228	\$ 135,839
Transportation & Traffic Safety	B3310	587,579	674,806	673,056	669,607
Townwide Street Lighting District	SL5182	2,755,434	3,029,923	2,924,085	2,831,150
Total Expenses		\$ 7,517,898	\$ 7,661,028	\$ 7,632,702	\$ 7,743,072

Revenues

Bus Operations	A1750	\$ 163,613	\$ 149,000	\$ 149,000	\$ 165,000
Bus Shelter Advertising	A1751	117,485	100,000	100,000	125,000
Bus Operations-Paratransit	A1752	87,712	100,000	100,000	100,000
State Aid Bus Operations	A3594	731,937	717,585	717,585	717,585
County Aid Bus Operations	A3595	79,871	71,500	71,500	71,500
State Aid, Other Home & Comm	A3989	-	11,939	11,939	30,000
Total Revenues		\$ 1,180,618	\$ 1,150,024	\$ 1,150,024	\$ 1,209,085

	Fund/ Division	2015 Actual	2016 Modified Budget	2016 Actual	2017 Budget
Authorized Positions					
Bus Operations	A5630	30	29	29	29
Transportation & Traffic Safety	B3310	4	4	4	4
Townwide Street Lighting District	SL5182	10	9	9	9
Department Total		44	42	42	42



Transportation & Traffic Safety

Stephen McGloin, Director

	2015	2016	2016	2017
	Actual	Modified Budget	Projected	Budget
Expenses				
Salary and Wages	\$ 4,450,363	\$ 4,026,808	\$ 4,167,908	\$ 4,362,859
Employee Benefits and Taxes	341,904	321,662	321,662	348,113
Contractual Costs, Materials & Supplies	2,280,402	2,724,513	2,558,837	2,520,850
Fixed Assets	445,229	588,045	584,295	511,250
Total Expenses	\$ 7,517,898	\$ 7,661,028	\$ 7,632,702	\$ 7,743,072
Revenues				
Departmental Income	\$ 368,811	\$ 349,000	\$ 349,000	\$ 390,000
State Aide	811,808	801,024	801,024	819,085
Total Revenues	\$ 1,180,619	\$ 1,150,024	\$ 1,150,024	\$ 1,209,085
Net Cost	\$ 6,337,279	\$ 6,511,004	\$ 6,482,678	\$ 6,533,987
Net Cost by Fund				
General Fund	\$ 2,994,266	\$ 2,806,275	\$ 2,885,537	\$ 3,033,230
Part Town	587,579	674,806	673,056	669,607
Street Lighting	2,755,434	3,029,923	2,924,085	2,831,150
Total Net Cost	\$ 6,337,279	\$ 6,511,004	\$ 6,482,678	\$ 6,533,987



Youth Bureau

Maria Georgiou, Director

◆ **Departmental Mission:**

The Town of Huntington Youth Bureau, Youth Board, Joint Youth Projects and Drug and Alcohol Programs were established to promote the growth, development and well-being of all youth and families in the Town of Huntington which includes addressing the problems and challenges of drug and alcohol usage, juvenile delinquency, runaway, homelessness and dropout prevention. The Town of Huntington was the first Township in New York State to form a Youth Bureau as an agency of the local municipal government. Providing such services supports the Town's mission of enhancing the health, vitality and quality of life of the community.

◆ **Legal Authority:**

Article 19A & 19H of New York State Executive Law; Local Law 5-1988, Chapters 63-10 and 63-11; NYS Mental Hygiene Law Articles 19, 23 and 25; PL 93-415 (Title V), USC 5601, PL 98-473 Juvenile Justice Delinquency Prevention Act; Section 516 Public Service Act and Section 517 PL as amended by PL 100-690, PL 102-321.

◆ **Operating Environment:**

The Youth Bureau Department was established in 1968 and has evolved to be a model and lead agency for social services care and continues to deliver the same level of service despite the current economic conditions. Staff presence on Countywide, Statewide and Nationwide committees continues to be a vital resource for maintaining and obtaining new funding sources.

The Huntington Youth Bureau (HYB) continues to deliver valuable and needed services to the Huntington Community. Without these programs, Huntington would lack a comprehensive delivery system for providing programs and services to youth and their families and are designed to be responsive to the needs of the community. Due to these efforts, the Youth Bureau continues to seek additional funding through private foundations as well as various government entities.

The programs, while formally written in-house, are an outgrowth of intensive contact with other agencies and the community. Coordinating efforts in fundraising for various youth and family service agencies have been productive. Huntington Youth Bureau is constantly working in the community to get input for what services need to be refined or what new services are necessary.

◆ **Workload Indicators:**

The Youth Bureau continues to see a growing need in the community to provide these vital services. The number of youth who were provided services in 2015 was 35,231. Youth Bureau projects and regional youth agencies have provided programming to 5,114 youth this year to date.

Youth Bureau Administration: The Youth Bureau currently has five full-time professional and administrative employees and 1.4 full time employees from the Town. The typical activities of the Youth Bureau include grant preparation, clerical support, program monitoring and reporting, evaluations, community outreach and managing the finances in addition to routine meetings and paperwork.



Youth Bureau

Maria Georgiou, Director

Joint Youth Program: The Town of Huntington through its Youth Bureau contracts with local, community youth agencies: Tri-Community and Youth Agency serving the school districts of Huntington, South Huntington and Cold Spring Harbor; Youth Directions and Alternatives Youth Agency serving the school districts of Northport/E.Northport, Harborfields and Elwood; REACH Community and Youth Agency, serving the school districts of Commack and Half Hollow Hills; FACILE a joint program of the Town of Huntington Youth Bureau and Family Service League of Suffolk; and the Huntington Youth Bureau Youth Development Research Institute, Inc. Townwide Projects (Drug and Alcohol, Project EXCEL, Project Sanctuary, Youth Court and a Townwide 24 hour, 7 day a week Hotline) to provide a broad spectrum of services to youth and families that include counseling, social, cultural and recreational activities. Programs are available evenings, weekends, holidays and after-school.

In 2016, the Town of Huntington appropriated over \$2 million to maintain its joint youth programs. This constitutes 79% of the funding spent for Youth Services within the Town. Other funding comes from the State, County, and Federal governments and from private sources.

◆ 2016 Achievements:

The Youth Bureau's most recent achievements include the following:

- The Youth Bureau collaborated with the Microsoft Store in Walt Whitman Mall to run a weekly video game design program which served 54 youth.
- Youth Directions and Alternatives opened a new site at 324 Main Street in Northport Village to strong community support.
- CAST (Community and Schools Together) served youth and families with the following services: 442 formal counseling sessions, 233 advocacy cases were completed, 201 home visits were conducted and a total of 89 referrals were made.
- Tri Community and Youth Agency and Project FACILE held the annual Project T.O.Y. (Treasure our Youth) and served 996 families and distributed 4,006 gifts to 2,003 children. Youth Directions and Alternatives Adopt-A-Family program served 68 families.
- REACH CYA provided presentations on Conflict Resolution to the entire Fourth Grade of Burr Intermediate School of Commack School District (250 students). The training consisted of Ice Breakers, communication skills, active listening skills, problem solving techniques, identifying feelings and role-plays.
- Huntington Drug and Alcohol Prevention Services provided OASAS evidence-based programming including Too Good for Drugs Program, Life Skills Training Program and Too Good for Violence Program. A total of 17,753 students were served through 687 presentations.
- Youth Bureau Community and Youth Agencies and Projects developed 62 new programs to meet the emerging the needs of youth and families. Examples include mentoring, young parents group, Karaoke for a Cause, Robotics, student organizational skills, photography and Youth Felony Part.



Youth Bureau

Maria Georgiou, Director

◆ 2017 Goals:

The Department's 2017 goals include the following:

- Provide educational enrichment programs to 850 youth.
- Increase number of overall youth programs to meet the emerging needs of the community as per contractual agreement.
- Plan and implement youth development services and initiatives for youth as per contractual agreement.

◆ Performance Measures:

The performance measures that will be used to measure progress towards departmental goals are as follows:

- Monitor and track the number of Educational Enrichment programs and track attendance

Description	2014	2015	2016 (estimated)
# of Educational Enrichment programs	29	31	31
Attendance at Educational Enrichment programs	3,551	2,131	2,131

- Increase the number of Youth Development programs

Description	2014	2015	2016 (estimated)
# of Youth Development programs	64	67	67
Attendance at Youth Development programs	2,654	2,951	2,951

- Monitor the number of overall youth services and programs offered and track attendance

Description	2014	2015	2016 (estimated)
# of overall Youth Bureau programs	249	288	288
Attendance at Youth Bureau programs	24,985	35,231	35,231



Youth Bureau

Maria Georgiou, Director

	Fund/ Division	2015 Actual	2016 Modified Budget	2016 Projected	2017 Budget
Expenses					
Starshine Program	A4220	\$ 701,093	\$ 859,312	\$ 859,312	\$ 862,708
Youth Program Administration	A7310	554,523	555,050	555,050	565,586
Joint Youth Program	A7320	2,690,902	2,701,916	2,701,916	2,701,916
Total Expenses		\$ 3,946,518	\$ 4,116,278	\$ 4,116,278	\$ 4,130,210
Revenues					
State Aid Youth Services	A3821	137,831	141,831	141,831	141,831
County Aid Youth Services	A3831	238,677	305,531	305,531	305,531
Other Aid Youth Service Village	A3833	750	750	750	750
Federal Aid Sanctuary Program	A4820	203,056	200,000	200,000	200,000
Federal Aid Drug & Alcohol	A4831	527,460	527,462	527,462	527,462
Total Revenues		\$ 1,107,774	\$ 1,175,574	\$ 1,175,574	\$ 1,175,574
Net Department Costs		\$ 2,838,744	\$ 2,940,704	\$ 2,940,704	\$ 2,954,636

	Fund/ Division	2015 Actual	2016 Modified Budget	2016 Actual	2017 Budget
Authorized Positions					
Starshine Program	A4220	0	0	0	0
Youth Program Administration	A7310	6	6	6	6
Joint Youth Program	A7320	0	0	0	0
Department Total		6	6	6	6



Youth Bureau

Maria Georgiou, Director

	2015	2016	2016	2017
	Actual	Modified Budget	Projected	Budget
Expenses				
Salary and Wages	\$ 513,074	\$ 511,390	\$ 511,390	\$ 521,146
Employee Benefits and Taxes	40,268	40,860	40,860	41,640
Contractual Costs, Materials & Supplies	3,393,176	3,564,028	3,564,028	3,567,424
Total Expenses	\$ 3,946,518	\$ 4,116,278	\$ 4,116,278	\$ 4,130,210
Revenues				
State Aid	\$ 377,258	\$ 448,112	\$ 448,112	\$ 448,112
Federal Aid	730,516	727,462	727,462	727,462
Total Revenues	\$ 1,107,774	\$ 1,175,574	\$ 1,175,574	\$ 1,175,574
Net Cost	\$ 2,838,744	\$ 2,940,704	\$ 2,940,704	\$ 2,954,636
Net Cost by Fund				
General Fund	\$ 2,838,744	\$ 2,940,704	\$ 2,940,704	\$ 2,954,636
Total Net Cost	\$ 2,838,744	\$ 2,940,704	\$ 2,940,704	\$ 2,954,636

Staffing



**Town of Huntington
Historical Budgeted Positions**

Org	Department	2015 Actual FTE	2016 Actual FTE	2016 Budget FTE	2017 Budget FTE
A-1010	Town Board	9	9	9	9
A-1220	Supervisor	4	4	4	4
A-1225	Constituent Services	2	2	3	3
A-1315	Comptroller	10	10	10	10
A-1316	Payroll	2	2	2	2
A-1330	Receiver of Taxes	7	7	7	7
A-1345	Purchasing	4	4	4	4
A-1355	Assessor	10	9	10	10
A-1356	Assessment Review Board	5	5	5	5
A-1357	STAR Exemption	1	1	1	1
A-1410	Town Clerk	8	8	8	8
A-1411	Town Clerk Record Center	1	1	1	1
A-1415	Commuter Parking	2	3	3	3
A-1420	Town Attorney	14	14	14	14
A-1430	Personnel	4	4	4	4
A-1431	Union Representatives	3	3	3	2
A-1440	Town Engineer	9	10	10	9
A-1490	General Services Administration	8	6	7	6
A-1621	Buildings & Grounds Maintenance	70	72	73	73
A-1625	Vehicle Maintenance	9	9	9	9
A-1660	Central Store Room	4	4	4	4
A-1680	Information Technology	13	13	13	13
A-3010	Public Safety	25	26	26	26
A-3120	Harbors and Waterways	6	6	6	6
A-3510	Animal Control	8	8	8	8
A-3621	Public Safety Code Enforcement	3	3	3	3
A-3640	Civil Defense	0	0	0	0
A-5010	Superintendent of Highways	8	7	7	7
A-5630	Transportation	30	29	29	29
A-6010	Handicapped Enforcement Program	1	0	1	0
A-6410	Publicity	1	1	1	1
A-6772	Programs For the Aged	7	8	8	8
A-6773	Senior Citizens Day Care	4	4	4	4
A-6775	Nutrition Program Satellite	5	5	5	5
A-7020	Recreation Administration	8	9	9	9
A-7115	Dix Hills Park	4	4	4	4
A-7116	Dix Hills Park Maintenance	10	10	10	10
A-7140	Playgrounds Administration	1	1	1	1
A-7141	Fee Class Administration	1	1	1	1
A-7181	Beaches	2	2	2	2
A-7182	Marinas	4	4	4	4
A-7183	Golf Course Maintenance	8	8	8	8
A-7310	Youth Program	6	6	6	6

**Town of Huntington
Historical Budgeted Positions**

Org	Department	2015 Actual FTE	2016 Actual FTE	2016 Budget FTE	2017 Budget FTE
A-7450	Fine Arts Museum	2	0	0	0
A-7460	Cultural Affairs	1	1	1	1
A-7510	Town Historian	1	1	1	1
A-7620	Human Services & Citizen Affairs	4	4	4	4
A-7624	Sr. Citizen CHORE	1	1	1	1
A-8170	Resource Recovery	4	4	4	4
A-8565	Solid Waste Recycling	6	6	6	6
A-8710	Conservation	0	1	1	1
A-8790	Maritime Services	3	3	3	2
A-8793	Environmental Waste Management	4	4	4	4
Total Fund A		367	367	372	367
B-1620	Building Inspector	23	22	23	23
B-3310	Transportation & Traffic Safety	4	4	4	4
B-3620	Fire Prevention	5	5	5	5
B-3621	Rental Registration	2	3	3	3
B-3622	Zoning & Building Inspector	13	13	13	13
B-4020	Registrar of Vital Statics	3	2	2	2
B-8010	Zoning Board	7	7	7	7
B-8020	Planning, Building & Land Manage	20	20	20	19
B-8025	Planning Board	7	7	7	7
B-8036	Accessory Apartment	2	2	2	2
Total Fund B		86	85	86	85
DB-5110	Highway Repairs	131	130	131	131
DB-5130	Highway Machinery	15	16	16	16
DB-5142	Highway Snow	0	0	0	0
Total Fund DB		146	146	147	147
SL-5182	Town Wide Street Lighting	10	9	9	9
Total Fund SL		10	9	9	9
SR-8158	Consolidated Refuse	49	48	49	49
Total Fund SR		49	48	49	49
SS1-8131	Sewer District	18	17	17	17
Total Fund SS1		18	17	17	17
SS3-8133	Sewer Treatment Plant	2	2	2	2
Total Fund SS3		2	2	2	2
SW1-8321	Dix Hills Water	14	13	14	14
Total Fund SW1		14	13	14	14
Grand Total		692	687	696	690

**Town of Huntington
2017 Full Time Salaries Schedule**

Position/Title	2016		2017	
	FTE	Budget	FTE	Budget
All budgeted salaries for full time postions that remain vacant as of January 1, 2017 shall be transferred to a contingency account.				
<u>A - 1010 TOWN BOARD</u>				
Councilmember	4	307,364	4	307,364
Head Clerk	1	100,641	1	100,641
Legislative Aide	1	69,801	1	69,801
Legislative Secretary	3	179,731	3	179,731
Office Manager - Stipend		8,000		8,000
DEPARTMENT TOTALS:	9	665,537	9	665,537
<u>A - 1220 SUPERVISOR</u>				
Supervisor	1	162,903	1	162,903
Deputy Supervisor	1	159,750	1	159,750
Citizens Advocate IV	1	123,742	1	127,145
Executive Assistant to the Supervisor	1	100,886	1	100,886
DEPARTMENT TOTALS:	4	547,281	4	550,684
<u>A - 1225 CONSTITUENT SERVICES</u>				
Legislative Aide	3	169,194	3	169,194
Town Photographer - Stipend		5,600		5,600
DEPARTMENT TOTALS:	3	174,794	3	174,794
<u>A - 1315 COMPTROLLER</u>				
Executive Assistant to the Comptroller	1	94,043	1	94,043
Account Clerk Typist	1	41,062	1	43,915
Accountant	2	168,901	2	175,062
Auditor	1	112,412	1	115,126
Principal Accountant	1	110,103	1	112,845
Principal Clerk	1	53,342	1	57,660
Senior Account Clerk Typist	1	52,554	1	54,986
Senior Clerk	2	138,348	2	138,348
Town Director of Audit & Control -Stipend		20,000		20,000
Town Deputy Director of Audit & Control-Stipend		15,000		15,000
Confidential Secretary to the Comptroller-Stipend		3,500		3,500
DEPARTMENT TOTALS:	10	809,265	10	830,485

**Town of Huntington
2017 Full Time Salaries Schedule**

Position/Title	2016		2017	
	FTE	Budget	FTE	Budget
<u>A - 1316 PAYROLL</u>				
Payroll Supervisor	1	66,233	1	67,889
Budget Technician	1	73,839	1	75,614
DEPARTMENT TOTALS:	2	140,072	2	143,503
<u>A - 1330 RECEIVER OF TAXES</u>				
Receiver of Taxes	1	130,253	1	130,253
Deputy Receiver of Taxes	1	81,640	1	81,640
Account Clerk Typist	2	84,294	2	87,830
Principal Clerk Typist	1	63,907	1	65,519
Senior Tax Cashier	1	79,511	1	79,511
Tax Cashier	1	40,891	1	41,888
2nd Deputy Receiver of Taxes - Stipend		5,000		5,000
DEPARTMENT TOTALS:	7	485,496	7	491,641
<u>A - 1345 PURCHASING</u>				
Town Purchasing Director	1	78,066	1	79,995
Purchasing Agent	1	75,192	1	77,055
Purchasing Technician	1	65,519	1	67,116
Senior Clerk Typist	1	45,796	1	46,941
DEPARTMENT TOTALS:	4	264,573	4	271,107
<u>A - 1355 ASSESSOR</u>				
Assessor	1	138,179	1	138,179
Assessment Assistant	3	235,587	3	225,695
Clerk Typist	3	117,773	4	158,613
Head Clerk	1	67,889	1	69,545
Senior Clerk	1	58,616	0	0
Senior Clerk Typist	1	59,756	1	61,158
DEPARTMENT TOTALS:	10	677,800	10	653,190
<u>A - 1356 ASSESSMENT REVIEW BOARD</u>				
Chairman Assessment Review Board	1	15,000	1	15,000
Vice Chairman Assessment Review Board	1	10,000	1	10,000
Assessment Review Board Member	3	27,000	3	27,000
DEPARTMENT TOTALS:	5	52,000	5	52,000

**Town of Huntington
2017 Full Time Salaries Schedule**

Position/Title	2016		2017	
	FTE	Budget	FTE	Budget
<u>A - 1357 STAR EXEMPTION</u>				
Neighborhood Aide III	1	59,102	1	60,551
DEPARTMENT TOTALS:	1	59,102	1	60,551
<u>A - 1410 TOWN CLERK</u>				
Town Clerk *	1	112,911	1	112,911
Deputy Town Clerk	2	175,158	2	176,697
Clerk Typist	2	77,882	2	79,782
Principal Clerk	1	60,551	1	62,000
Secretary to Town Clerk	1	57,602	1	57,602
Senior Clerk Typist	1	45,976	1	46,941
DEPARTMENT TOTALS:	8	530,080	8	535,933
* Receives stipend for Registrar of Vital Statistics in the amount of \$17,342 for a total salary of \$130,253.				
<u>A - 1411 TOWN CLERK'S RECORD CENTER</u>				
Archivist	1	94,962	1	97,361
DEPARTMENT TOTALS:	1	94,962	1	97,361
<u>A - 1415 COMMUTER PARKING</u>				
Clerk Typist	1	38,941	1	39,891
Principal Account Clerk	1	68,712	1	70,449
Senior Account Clerk Typist	1	47,918	1	51,120
DEPARTMENT TOTALS:	3	155,571	3	161,460
<u>A - 1420 TOWN ATTORNEY</u>				
Town Attorney	1	159,250	1	159,250
Deputy Town Attorney	1	144,685	1	144,685
Assistant Town Attorney	6	628,998	6	629,325
Clerk Typist	1	47,295	1	48,493
Confidential Secretary	1	58,461	1	58,461
Paralegal Assistant	1	75,583	1	77,452
Senior Account Clerk Typist	1	51,121	1	52,367
Senior Legal Secretary	1	68,631	1	70,323
Town Intergovernmental Relations Coordinator	1	133,402	1	133,402
DEPARTMENT TOTALS:	14	1,367,426	14	1,373,758

**Town of Huntington
2017 Full Time Salaries Schedule**

Position/Title	2016		2017	
	FTE	Budget	FTE	Budget
<u>A - 1430 PERSONNEL</u>				
Town Personnel Director	1	125,357	1	125,357
Personnel Assistant	1	89,983	1	92,096
Principal Clerk	1	53,177	1	53,607
Senior Clerk Typist	1	44,706	1	45,796
Grievance Officer - Stipend		6,500		6,500
DEPARTMENT TOTALS:	4	319,723	4	323,356
<u>A - 1431 UNION REPRESENTATIVES</u>				
HEO II - Grade 12	1	86,872	1	86,872
Inventory Control Supervisor	1	105,713	0	0
Labor Crew Leader II	1	99,243	1	99,243
DEPARTMENT TOTALS:	3	291,828	2	186,115
<u>A - 1440 TOWN ENGINEER</u>				
Town Director of Engineering Services	1	136,518	1	136,518
Deputy Director	1	115,000	1	115,000
Assistant Civil Engineer	1	40,584	1	78,066
Civil Engineer	2	237,227	2	239,987
Drafter II	1	121,458	0	0
Principal Clerk	1	56,287	1	57,660
Principal Engineering Aide	1	79,731	1	81,327
Public Works Project Supervisor	1	88,731	1	90,875
Senior Clerk Typist	1	44,706	1	45,796
DEPARTMENT TOTALS:	10	920,242	9	845,229
<u>A - 1490 GENERAL SERVICES ADMIN</u>				
Town Director of General Services	1	130,395	1	130,395
Deputy Director of General Services	2	204,377	1	106,574
Confidential Secretary	1	50,000	1	50,000
Account Clerk Typist	1	50,893	1	52,154
Neighborhood Aide III	1	65,130	1	66,777
Senior Cashier	1	69,010	1	69,010
DEPARTMENT TOTALS:	7	569,805	6	474,910

**Town of Huntington
2017 Full Time Salaries Schedule**

Position/Title	2016		2017	
	FTE	Budget	FTE	Budget
<u>A - 1621 BUILDING & GROUNDS</u>				
Auto Equipment Operator	9	622,512	9	573,532
Custodial Worker I	11	678,920	11	659,494
Custodial Worker III	1	81,968	1	81,968
Dispatcher	1	69,546	1	69,546
Groundskeeper II	1	53,245	1	84,224
Groundskeeper III	1	89,298	1	89,298
HEO II - Grade 12	10	753,210	10	753,210
Labor Crew Leader I	2	163,936	2	163,936
Labor Crew Leader III	2	172,890	2	172,890
Laborer	11	623,399	11	633,179
Maintenance Mechanic II	2	130,994	2	139,330
Maintenance Mechanic III	15	1,175,819	15	1,175,819
Maintenance Mechanic IV	2	129,144	2	167,934
Park Maintenance Crew Leader II	1	84,224	1	84,224
Preventitive Maintenance Supervisor	1	99,243	1	99,243
Town Custodian Supervisor	1	84,224	1	84,224
Town Parks Maintenance Supervisor	1	99,243	1	83,994
Tree Trimmer I	1	78,192	1	78,192
DEPARTMENT TOTALS:	73	5,190,007	73	5,194,237
<u>A - 1625 VEHICLE MAINTENANCE</u>				
Auto Mechanic II	1	78,192	1	78,192
Auto Mechanic III	7	556,057	7	549,888
Auto Mechanic Supervisor IV	1	89,298	1	89,298
DEPARTMENT TOTALS:	9	723,547	9	717,378
<u>A - 1660 CENTRAL STORE ROOM</u>				
Driver Messenger I	1	62,858	1	64,439
Driver Messenger	3	121,667	3	124,712
DEPARTMENT TOTALS:	4	184,525	4	189,151

**Town of Huntington
2017 Full Time Salaries Schedule**

Position/Title	2016		2017	
	FTE	Budget	FTE	Budget
<u>A - 1680 INFORMATION TECHNOLOGY</u>				
Director of Information Technology	1	131,058	1	131,058
Deputy Director of Information Technology	1	107,874	1	107,874
Computer Programmer	1	83,519	1	83,519
Media Development Specialist	1	44,706	1	45,796
Network & Systems Coordinator	1	90,232	1	92,502
Network System Specialist	2	165,296	2	127,819
Network System Technician	1	59,202	1	59,202
Senior Account Clerk Typist	0	0	1	51,120
Senior Computer Programmer	1	121,458	1	121,458
Senior Data Entry Operator	1	69,338	0	0
Senior Programmer Analyst	1	75,989	1	77,889
Systems Programmer Analyst	1	105,713	1	105,713
Web & Digital Communication Administration	1	92,983	1	101,894
DEPARTMENT TOTALS:	13	1,147,368	13	1,105,844
<u>A - 3010 PUBLIC SAFETY</u>				
Deputy Director of Public Safety	1	118,452	1	118,452
Executive Assistant to Director of Public Safety	1	98,515	1	98,515
Account Clerk Typist	1	42,869	1	43,915
Dispatcher	1	69,546	1	69,546
Guard II	13	892,786	13	888,352
Neighborhood Aide II	1	48,594	1	54,211
Parking Meter Officer	1	99,243	1	99,243
Parking Meter Repairer	1	83,967	1	83,967
Senior Guard	3	268,474	3	268,476
Senior Guard II	2	198,486	2	198,486
Vehicle Recovery Specialist	1	99,243	1	99,243
Director of Public Safety - Stipend		40,500		40,500
Hispanic Liaison - Stipend		3,000		3,000
DEPARTMENT TOTALS:	26	2,063,675	26	2,065,906
<u>A - 3120 HARBORS & WATERWAYS</u>				
Bay Constable	2	148,424	2	156,828
Clerk Typist	1	47,520	1	48,724
Harbormaster	1	95,586	1	95,586
Senior Bay Constable	2	191,172	2	191,172
DEPARTMENT TOTALS:	6	482,702	6	492,310

**Town of Huntington
2017 Full Time Salaries Schedule**

Position/Title	2016		2017	
	FTE	Budget	FTE	Budget
<u>A - 3510 ANIMAL CONTROL</u>				
Animal Control Officer I	3	260,616	3	260,616
Animal Shelter Education Specialist	1	75,321	1	75,321
Animal Shelter Supervisor	1	95,586	1	95,586
Kennel Attendant	3	208,638	3	208,638
DEPARTMENT TOTALS:	8	640,161	8	640,161
<u>A - 3621 CODE ENFORCEMENT</u>				
Ordinance Inspector	2	135,778	2	139,155
Zoning Inspector	1	64,254	1	63,889
Bureau Chief - Stipend		4,000		4,000
DEPARTMENT TOTALS:	3	204,032	3	207,044
<u>A - 3640 CIVIL DEFENSE</u>				
Coordinator Emergency Response- Stipend		7,000		7,000
Town Emergency Preparedness Coord. - Stipend		3,500		3,500
DEPARTMENT TOTALS:	0	10,500	0	10,500
<u>A - 5010 SUPERINTENDENT OF HIGHWAYS</u>				
Superintendent of Highway *	1	139,969	1	139,969
Deputy Superintendent of Highway	1	112,924	1	112,924
Account Clerk Typist	2	88,927	2	91,152
Head Clerk	1	89,247	1	91,407
Senior Account Clerk Typist	1	68,869	1	70,559
Senior Clerk Typist	1	58,616	1	60,041
Confidential Secretary - Stipend		12,000		12,000
DEPARTMENT TOTALS:	7	570,552	7	578,052
* Receives stipend for Coordinator Emergency Response in the amount of \$7,000 for a total salary of \$146,969.				
<u>A - 5630 TRANSPORTATION</u>				
Director of Transportation	1	126,291	1	126,291
Auto Mechanic I	1	72,451	1	72,451
Auto Mechanic III	3	237,960	3	243,393
Bus Driver	17	1,231,667	17	1,231,667
Bus Maintenance Supervisor	1	99,243	1	99,243
Bus Operations Supervisor	1	99,243	1	99,243
Dispatcher	4	290,606	4	290,606
Senior Transportation Planner	1	127,750	1	127,750
DEPARTMENT TOTALS:	29	2,285,211	29	2,290,644

**Town of Huntington
2017 Full Time Salaries Schedule**

Position/Title	2016		2017	
	FTE	Budget	FTE	Budget
<u>A - 6010 HANDICAPPED ENFORCEMENT</u>				
Neighborhood Aide III	1	56,288	0	0
DEPARTMENT TOTALS:	1	56,288	0	0
<u>A - 6410 PUBLICITY</u>				
Public Information Officer	1	118,689	1	118,689
DEPARTMENT TOTALS:	1	118,689	1	118,689
<u>A - 6772 PROGRAMS FOR THE AGED</u>				
Neighborhood Aide II	1	54,179	1	55,550
Senior Account Clerk Typist	1	53,677	1	55,011
Senior Citizen Aide I	3	154,609	3	158,411
Senior Citizen Aide II	1	86,706	1	88,855
Senior Citizen Program Director	1	95,586	1	95,586
Senior Citizen Program Supervisor	1	60,646	1	62,163
Sr. Citizen Outreach Coordinator		4,000		4,000
DEPARTMENT TOTALS:	8	509,403	8	519,576
<u>A - 6773 SENIOR CITIZENS DAY CARE</u>				
Adult Day Care Program Supervisor	1	68,542	1	70,271
Assistant Day Care Adult Supervisor	1	53,607	1	54,915
Recreation Aide II	1	62,858	1	64,439
Recreation Aide I	1	45,042	1	46,184
DEPARTMENT TOTALS:	4	230,049	4	235,809
<u>A - 6775 NUTRITION PROGRAM SATELLITE</u>				
Assistant Cook	1	45,641	1	50,296
Cook	1	63,394	1	63,394
Food Service Worker	1	50,805	1	50,805
Senior Citizen Program Supervisor	1	59,202	1	60,646
Senior Citizen Center Manager	1	81,477	1	86,445
DEPARTMENT TOTALS:	5	300,519	5	311,586

**Town of Huntington
2017 Full Time Salaries Schedule**

Position/Title	2016		2017	
	FTE	Budget	FTE	Budget
<u>A - 7020 RECREATION ADMINISTRATION</u>				
Town Director of Parks & Recreation	1	135,922	1	135,922
Account Clerk Typist	2	86,202	2	85,900
Assistant Recreation Program Coordinator	1	79,731	1	81,327
Community Service Worker	1	51,120	1	52,367
Confidential Secretary	1	50,000	1	50,000
Recreation Aide III	1	70,225	1	71,907
Senior Account Clerk	1	67,225	1	68,869
Senior Stenographer	1	68,297	1	72,750
DEPARTMENT TOTALS:	9	608,722	9	619,042
<u>A - 7115 DIX HILLS PARK</u>				
Assistant Ice Rink Manager	2	123,440	2	123,440
Ice Rink Manager	1	89,298	1	89,298
Recreation Aide III	1	60,628	1	62,093
DEPARTMENT TOTALS:	4	273,366	4	274,831
<u>A - 7116 DIX HILLS PARK MAINT</u>				
HEO II - Grade 12	4	301,284	4	301,284
Laborer	2	126,926	2	126,926
Maintenance Mechanic II	2	150,642	2	150,642
Park Maintenance Crew Leader I	1	81,968	1	81,968
Park Maintenance Crew Leader III	1	86,445	1	86,445
DEPARTMENT TOTALS:	10	747,265	10	747,265
<u>A - 7140 PLAYGROUNDS ADMINISTRATION</u>				
Assistant Superintendent Recreation II	1	121,458	1	121,458
DEPARTMENT TOTALS:	1	121,458	1	121,458
<u>A - 7141 FEE CLASS ADMINISTRATION</u>				
Recreation Supervisor	1	100,641	1	103,177
DEPARTMENT TOTALS:	1	100,641	1	103,177
<u>A - 7181 BEACHES</u>				
Auto Equipment Operator	1	69,546	1	69,546
Laborer	1	63,463	1	63,463
DEPARTMENT TOTALS:	2	133,009	2	133,009

**Town of Huntington
2017 Full Time Salaries Schedule**

Position/Title	2016		2017	
	FTE	Budget	FTE	Budget
<u>A - 7182 MARINAS</u>				
HEO II - Grade 12	1	75,321	1	75,321
Laborer	1	63,463	1	63,463
Maintenance Mechanic III	1	78,192	1	78,192
Parks Maintenance Crew Leader III	1	86,445	1	86,445
DEPARTMENT TOTALS:	4	303,421	4	303,421
<u>A-7183 GOLF COURSE MAINTENANCE</u>				
Auto Mechanic III	1	73,480	1	81,130
Grounds Keeper III	1	95,586	1	95,586
HEO II - Grade 12	3	225,963	3	225,963
Laborer	3	167,335	3	173,498
DEPARTMENT TOTALS:	8	562,364	8	576,177
<u>A - 7310 YOUTH PROGRAM</u>				
Executive Director of Youth Bureau	1	116,685	1	116,685
Account Clerk Typist	1	43,915	1	45,012
Grants Technician	1	74,898	1	77,125
Youth Project Director	2	168,448	2	172,621
Youth Service Coordinator	1	90,444	1	92,703
DEPARTMENT TOTALS:	6	494,390	6	504,146
<u>A - 7460 CULTURAL AFFAIRS</u>				
Director of Cultural Affairs	1	103,740	1	103,470
DEPARTMENT TOTALS:	1	103,740	1	103,470
<u>A - 7510 TOWN HISTORIAN</u>				
Historian	1	34,055	1	34,055
DEPARTMENT TOTALS:	1	34,055	1	34,055
<u>A - 7620 HUMAN SERVICES</u>				
Director of Human Services	1	136,197	1	136,197
Director of Minority Affairs	1	67,991	1	69,649
Principal Clerk	1	72,187	1	73,971
Senior Account Clerk	1	57,762	1	59,164
DEPARTMENT TOTALS:	4	334,137	4	338,981

**Town of Huntington
2017 Full Time Salaries Schedule**

Position/Title	2016		2017	
	FTE	Budget	FTE	Budget
<u>A - 7624 Sr. CITIZEN CHORE</u>				
Senior Citizen Aide I	1	51,832	1	52,367
DEPARTMENT TOTALS:	1	51,832	1	52,367
<u>A - 8170 RESOURCE RECOVERY</u>				
Environmental Assistant	1	109,939	1	109,939
Laborer	1	63,463	1	63,463
Recycling Coordinator Aide	1	92,096	1	92,096
Sanitation Inspector I	1	100,641	1	100,641
Resource Recovery Service Manager - Stipend		5,000		5,000
DEPARTMENT TOTALS:	4	371,139	4	371,139
<u>A - 8565 SOLID WASTE RECYCLING</u>				
HEO II - Grade 12	3	225,963	3	225,963
Laborer	2	126,926	2	126,926
Recycling Operation Supervisor	1	89,298	1	89,298
DEPARTMENT TOTALS:	6	442,187	6	442,187
<u>A - 8710 CONSERVATION</u>				
Deputy Director of Transportation	1	114,676	1	114,676
DEPARTMENT TOTALS:	1	114,676	1	114,676
<u>A - 8790 MARITIME SERVICES</u>				
Director of Maritime Services	1	117,952	1	117,952
Environmental Projects Coordinator	1	71,629	1	73,453
Senior Clerk Typist	1	66,020	0	0
DEPARTMENT TOTALS:	3	255,601	2	191,405
<u>A - 8793 ENVIRONMENTAL WASTE</u>				
Director of Waste Management	1	128,000	1	128,000
Deputy Director of Waste Management	1	130,000	1	130,000
Confidential Secretary	1	78,192	1	78,192
Executive Assistant	1	89,215	1	89,215
DEPARTMENT TOTALS:	4	425,407	4	425,407
FUND TOTALS:	372	28,320,195	367	28,024,714

**Town of Huntington
2017 Full Time Salaries Schedule**

Position/Title	2016		2017	
	FTE	Budget	FTE	Budget
<u>B - 1620 BUILDING INSPECTOR</u>				
Building Inspector	6	414,562	6	424,361
Building Permits Coordinator	1	109,979	1	112,580
Building Permits Examiner	4	196,343	4	201,132
Building Plans Examiner	3	276,535	3	261,312
Clerk Typist	5	196,605	5	201,449
Engineering Inspector	1	79,353	1	80,942
Micrographics Operator	1	49,631	1	50,893
Plumbing Inspector	1	66,233	1	66,233
Senior Building Inspector	1	105,713	1	105,713
DEPARTMENT TOTALS:	23	1,494,954	23	1,504,615
<u>B - 3310 TRANSPORTATION & TRAFFIC</u>				
Senior Clerk Typist	1	49,288	1	50,472
Traffic Engineer II	1	102,219	1	104,741
Traffic Technician I	2	135,776	2	139,110
DEPARTMENT TOTALS:	4	287,283	4	294,323
<u>B - 3620 FIRE PREVENTION</u>				
Chief Fire Marshall	1	97,825	1	100,234
Clerk Typist	1	38,941	1	39,891
Fire Marshall I	2	129,312	2	132,466
Senior Clerk Typist	1	44,706	1	45,796
DEPARTMENT TOTALS:	5	310,784	5	318,387
<u>B - 3621 RENTAL REGISTRATION</u>				
Ordinance Inspector	2	129,312	2	132,466
Senior Clerk Typist	1	44,706	1	45,796
DEPARTMENT TOTALS:	3	174,018	3	178,262
<u>B - 3622 ZONING & BUILDING INSPECTOR</u>				
Account Clerk Typist	1	45,012	1	46,140
Ordinance Enforcement Officer	1	113,382	1	116,137
Ordinance Inspector	7	544,423	7	539,944
Ordinance/Zoning Inspector	1	87,087	1	89,247
Senior Clerk Typist	1	44,706	1	45,796
Senior Sign Inspector	1	80,584	1	82,562
Zoning Inspector	1	58,463	1	64,656
District Court Coordinator - Stipend		2,500		2,500
Ordinance Enforcement Assistant - Stipend		3,000		3,000
DEPARTMENT TOTALS:	13	979,157	13	989,982

Town of Huntington
2017 Full Time Salaries Schedule

Position/Title	2016		2017	
	FTE	Budget	FTE	Budget
<u>B - 4020 REGISTRAR OF VITAL STATISTICS</u>				
Clerk Typist	1	38,941	1	39,891
Senior Clerk Typist	1	51,656	1	52,918
Deputy Registrar of Vital Statistics - Stipend		6,500		6,500
Registrar of Vital Statistics - Stipend		17,342		17,342
DEPARTMENT TOTALS:	2	114,439	2	116,651
<u>B - 8010 ZONING BOARD</u>				
Chairman of Zoning Board of Appeals	1	21,000	1	21,000
Vice Chairman of Zoning Board of Appeals	1	16,000	1	16,000
Member of the Zoning Board	5	75,000	5	75,000
DEPARTMENT TOTALS:	7	112,000	7	112,000
<u>B - 8020 PLANNING</u>				
Town Planning Director	1	139,602	1	139,602
Deputy Director of Planning	1	108,854	1	108,854
Executive Assistant to the Planning Director	1	98,991	1	98,991
Clerk	1	45,082	1	46,188
Clerk Typist	2	83,499	2	86,994
Environmental Analyst	1	70,909	1	75,614
GIS Manager	1	107,219	1	109,697
GIS Technician I	2	129,787	2	132,964
Planner	3	198,234	3	204,146
Planning Aide	1	49,086	1	50,283
Principal Planner	1	97,468	1	99,822
Senior Account Clerk	1	63,985	1	65,582
Senior Clerk Typist	2	100,944	2	103,390
Senior Environmental Analyst	1	116,137	0	0
Senior Planner	1	105,181	1	107,841
Coordinator of Open Space Conservation - Stipend		5,000		5,000
DEPARTMENT TOTALS:	20	1,519,978	19	1,434,968
<u>B - 8025 PLANNING BOARD</u>				
Planning Board Chairman	1	21,000	1	21,000
Planning Board Vice Chairman	1	16,000	1	16,000
Planning Board Member	5	75,000	5	75,000
DEPARTMENT TOTALS:	7	112,000	7	112,000

**Town of Huntington
2017 Full Time Salaries Schedule**

Position/Title	2016		2017	
	FTE	Budget	FTE	Budget
<u>B - 8036 ACCESSORY APARTMENT</u>				
Neighborhood Aide II	1	59,756	1	61,158
Ordinance Enforcement Officer	1	81,979	1	83,978
DEPARTMENT TOTALS:	2	141,735	2	145,136
FUND TOTALS:	86	5,246,348	85	5,206,324

DB - 5110 HIGHWAY REPAIRS

Assistant Civil Engineer	1	90,350	1	92,620
Auto Equipment Operator	19	1,267,667	19	1,250,095
Civil Engineer	1	121,305	1	127,145
Dispatcher	6	404,535	6	417,276
Executive Assistant Highway Superintendent	1	94,644	1	94,644
Guard	6	348,378	6	333,055
HEO I - Grade 11	19	1,376,569	19	1,376,569
HEO II - Grade 12	19	1,431,099	19	1,431,099
HEO II - Grade 13	1	78,192	1	78,192
Highway Construction Coordinator	4	336,896	4	336,896
Highway Labor Crew Leader III	3	267,894	3	267,894
Highway Project Assistant	1	81,968	1	81,968
Labor Crew Leader I	12	983,616	12	983,616
Labor Crew Leader II	7	589,568	7	589,568
Labor Crew Leader IV	1	99,242	1	99,242
Laborer	16	875,057	16	880,885
Maintenance Mechanic III	4	312,768	4	312,768
Sign Painter	2	162,262	2	162,262
Tree Trimmer I	5	390,960	5	390,960
Tree Trimmer II	3	252,672	3	252,672
Appropriated in DB-5142-1100 Snow Removal		(500,000)		(500,000)
DEPARTMENT TOTALS:	131	9,065,642	131	9,059,426

DB - 5130 HIGHWAY MACHINERY

Auto Mechanic I	2	144,902	2	144,902
Auto Mechanic III	10	693,843	10	721,178
Auto Mechanic IV (S-3)	2	168,448	2	168,448
Auto Mechanic IV (S-5)	1	89,298	1	89,298
Auto Parts Clerk	1	78,192	1	78,192
DEPARTMENT TOTALS:	16	1,174,683	16	1,202,018

**Town of Huntington
2017 Full Time Salaries Schedule**

Position/Title	2016		2017	
	FTE	Budget	FTE	Budget
<u>DB - 5142 HIGHWAY SNOW</u>				
Snow Removal		500,000		500,000
DEPARTMENT TOTALS:	0	500,000	0	500,000
FUND TOTALS:	147	10,740,325	147	10,761,444
<u>SL - 5182 TOWN WIDE STREET LIGHTING</u>				
Town Director of Street Lighting	1	124,263	1	127,145
Dispatcher	1	69,546	1	69,546
Senior Clerk Typist	1	44,706	1	45,796
Maintenance Mechanic III	5	405,655	5	405,655
Maintenance Mechanic IV	1	84,224	1	84,224
DEPARTMENT TOTALS:	9	728,394	9	732,366
FUND TOTALS:	9	728,394	9	732,366
<u>SR - 8158 CONSOLIDATED REFUSE</u>				
Auto Mechanic III	3	227,245	3	213,385
Auto Mechanic IV (S-5)	1	89,298	1	89,298
Dispatcher	1	69,546	1	69,546
HEO II - Grade 12	16	1,205,136	16	1,205,136
Laborer (Refuse)	25	1,671,900	25	1,628,409
Sanitation Site Crew Leader III	1	86,444	1	86,445
Sanitation Supervisor	1	99,243	1	99,243
Principal Clerk	1	51,836	1	56,287
DEPARTMENT TOTALS:	49	3,500,648	49	3,447,749
FUND TOTALS:	49	3,500,648	49	3,447,749

**Town of Huntington
2017 Full Time Salaries Schedule**

Position/Title	2016		2017	
	FTE	Budget	FTE	Budget
<u>SS1 - 8131 SEWER DISTRICT</u>				
Auto Mechanic III	1	81,131	1	81,131
Dispatcher	1	69,546	1	69,546
HEO II - Grade 12	5	358,630	5	364,008
Laborer (Sewer)	1	37,660	1	53,868
Maintenance Mechanic	1	81,131	1	81,131
Maintenance Mechanic III	1	67,689	1	76,566
Maintenance Mechanic V	1	89,298	1	89,298
Senior Waste Water Treatment Operator	1	89,298	1	89,298
Waste Water Treatment Plant Operator	5	392,608	5	401,959
DEPARTMENT TOTALS:	17	1,266,991	17	1,306,805
FUND TOTALS:	17	1,266,991	17	1,306,805
<u>SS3 - 8133 SEWER TREATMENT PLANT</u>				
Maintenance Mechanic III	2	159,323	2	159,323
DEPARTMENT TOTALS:	2	159,323	2	159,323
FUND TOTALS:	2	159,323	2	159,323
<u>SW1 - 8321 DIX HILLS WATER</u>				
Auto Equipment Operator	2	112,487	2	108,330
Clerk Typist	2	83,898	2	85,970
Executive Assistant to the Director	1	79,679	1	79,679
Maintenance Mechanic II (12)	2	150,642	2	147,391
Maintenance Mechanic IV	1	83,967	1	83,967
Senior Water Treatment Plant Operator	1	99,243	1	99,243
Water District Maintenance Crew Leader	1	89,298	1	89,298
Water Meter Reader	1	69,546	1	69,546
Water Treatment Plant Operator	3	243,393	3	243,393
DEPARTMENT TOTALS:	14	1,012,153	14	1,006,817
FUND TOTALS:	14	1,012,153	14	1,006,817
GRAND TOTAL	696	50,974,377	690	50,645,542

Debt Information



Town of Huntington Debt Information

Authorized Debt

The Town of Huntington takes a planned and programmed approach to the management of its outstanding debt. General Obligation Bonds are issued to finance capital improvements or capital assets and will not be issued to finance current operations or normal maintenance. Effectively managing debt preserves the Town's credit rating, provides flexibility in current and future operating budgets and provides funding for long-term assets that maintain and improve quality of life.

The Town's Debt Policy may be found in the "Financial Policies" section of this document. The Town has the authority to issue debt in all taxing districts and is backed by the full faith and credit of the Town.

Debt must be kept within 7% of the average full valuation of taxable real estate within the Town as prescribed by Local Finance Law §104. Debt Service is limited to 15% of the aggregate budgetary appropriations.

<u>Year Ended December 31,</u>	<u>Net Assessed Valuation</u>	<u>State Equalization Rate</u>	<u>Full Valuation</u>
2015	\$ 325,757,112	0.89%	\$ 36,601,922,697
2014	\$ 327,205,498	0.90%	\$ 36,356,166,444
2013	\$ 328,724,473	0.90%	\$ 36,524,941,444
2012	\$ 331,665,948	0.88%	\$ 37,689,312,273
2011	\$ 334,313,198	0.88%	\$ 37,990,136,136
Total Five Year Full Valuation			<u>\$185,162,478,994</u>
Five Year Average Full Valuation of Taxable Real Property			<u>\$ 37,032,495,799</u>
Constitutional Debt Limit (7% of Average Full Valuation)			<u>\$ 2,592,274,706</u>
Outstanding Indebtedness at December 31st			\$ 107,770,000
Less: Water Bonds			<u>25,330,965</u>
Net Indebtedness Subject to Debt Limit			<u>\$ 82,439,035</u>
Net Debt Contracting Margin			<u>\$ 2,509,835,671</u>
Percentage of Net Debt Contracting Margin Available			96.82%
Percentage of Net Debt Contracting Power Exhausted			3.18%

Town of Huntington Debt Information

Debt Service Forecast

The annual debt service requirements to maturity for the Town's general obligation bonds are as follows:

<u>Years Ending</u>	<u>Principal</u>	<u>Interest</u>	<u>Total</u>
2017	10,003,109	2,590,004	12,593,113
2018	9,616,102	2,237,435	11,853,537
2019	9,227,095	1,922,189	11,149,284
2020	8,862,525	1,608,276	10,470,801
2021-2025	31,583,336	4,320,201	35,903,537
2026-2031	14,960,951	1,000,048	15,960,999
Totals	\$ 84,253,118	\$ 13,678,153	\$ 97,931,271

<u>Fund</u>	<u>Balance 1/1/2016</u>	<u>Issued</u>	<u>Redeemed</u>	<u>Balance 12/31/2016</u>
General Fund	29,446,897	5,275,000	2,981,746	31,740,151
Town Outside Villages	1,800,715	200,000	134,128	1,866,587
Highway Fund	41,132,885	5,350,000	5,998,752	40,484,133
Sewer Districts	4,213,399	885,000	649,333	4,449,066
Street Lighting District	58,922	-	8,872	50,050
Refuse and Garbage District	1,550,011	190,000	147,184	1,592,827
Water District	4,236,203	525,000	690,899	4,070,304
Total General Obligation Bonds	82,439,032	12,425,000	10,610,914	84,253,118

Debt Service Capacity Calculations

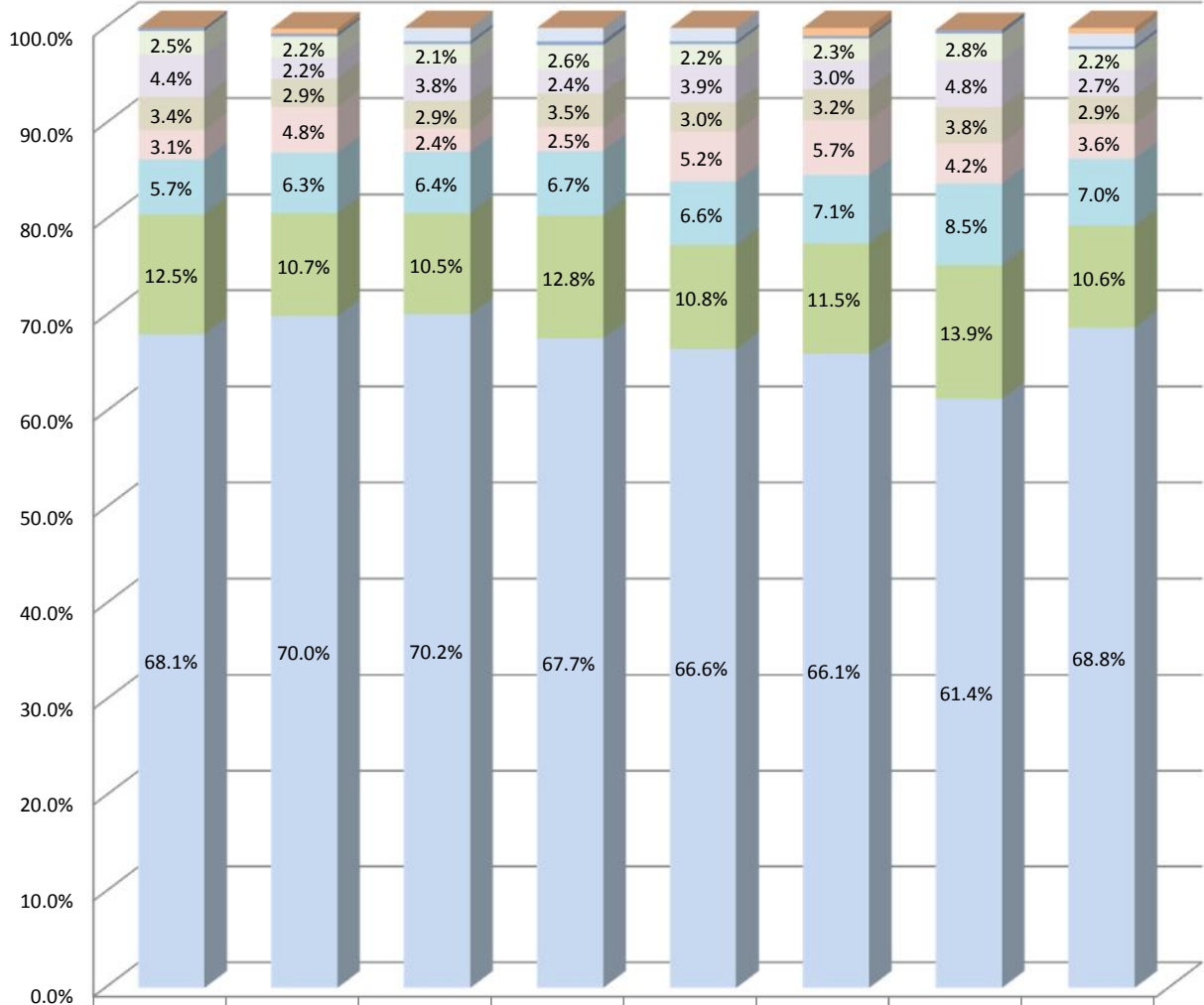
Debt Service in each fund cannot exceed 15% of the appropriations. The debt service in compliance with the Town's Debt Policy as follows:

<u>Fund</u>	<u>2017 Appropriations</u>	<u>2017 Budgeted Debt Service</u>
General	99,693,008	4,000,000
Highway	35,028,357	7,000,000
Consolidated Refuse	25,049,959	218,000
Part Town	10,993,654	205,000
Business Improvement District	186,505	-
Fire Protection	1,579,370	-
Street Lighting	4,021,762	11,650
Ambulance Districts	1,334,024	-
Sewer District	6,732,589	832,000
Water District	5,392,628	724,000
Total	190,011,856	12,990,650
Debt Service % of Appropriation		6.8%

Distribution of Taxes by School Districts



Distribution of Taxes by School District - 2015/2016



	Cold Spring Harbor	Commack	Elwood	Half Hollow Hills	Harborfields	Huntington	Northport	South Huntington
Ambulance	0.0%	0.5%	0.0%	0.0%	0.0%	0.8%	0.0%	0.7%
Water District	0.0%	0.0%	1.4%	1.6%	1.4%	0.0%	0.0%	1.3%
Lighting District	0.3%	0.3%	0.3%	0.4%	0.3%	0.3%	0.4%	0.3%
County	2.5%	2.2%	2.1%	2.6%	2.2%	2.3%	2.8%	2.2%
Fire District	4.4%	2.2%	3.8%	2.4%	3.9%	3.0%	4.8%	2.7%
Highway	3.4%	2.9%	2.9%	3.5%	3.0%	3.2%	3.8%	2.9%
Library	3.1%	4.8%	2.4%	2.5%	5.2%	5.7%	4.2%	3.6%
Town/Refuse/Open Space	5.7%	6.3%	6.4%	6.7%	6.6%	7.1%	8.5%	7.0%
Police	12.5%	10.7%	10.5%	12.8%	10.8%	11.5%	13.9%	10.6%
School	68.1%	70.0%	70.2%	67.7%	66.6%	66.1%	61.4%	68.8%

Exemption Impact Notice



TOWN OF HUNTINGTON

LOCAL GOVERNMENT EXEMPTION IMPACT REPORT

Taxing Jurisdiction: Town of Huntington – General Fund, Part Town and Highway

Date: September 22, 2016

Equalization Rate: .85%

Exemption Description	Statutory Authority	Total Exemptions
Senior Citizens Limited Income	NYS and Local law	1,802,390
Clergy	NYS Law	109,200
Home Improvements	NYS and Local law	465,755
Disabled Person with Limited Income	NYS and Local Law	110,430
Commercial	NYS Law	192,660
Taxable State Land	NYS Law	1,067,283
Veterans	NYS and Local law	8,244,314
Wholly Exempted (Non-Profit, Government, Schools, Parks, Churches, Fire Districts)	NYS laws	30,605,259
Agricultural & Miscellaneous	NYS and Local law	328,702
Volunteer Firefighters and EMT's	NYS and Local Law	301,640
	Total:	43,227,633

Financial Policies



Town of Huntington

Financial Policies

The Town of Huntington's financial policies below set forth the basic framework for the overall fiscal management of the Town. Budgets are adopted and financial statements are issued on the basis of generally accepted accounting principles (GAAP). These policies provide guidelines for sound financial management and establishes clear parameters for the operation of government that are reviewed annually. The Town complies with all Federal, State and Local laws and regulations for financial management and such laws have been incorporated into the Town's policies.

Fund Balance and Reserve Policy

1. Purpose

This policy establishes guidelines to maintain the General Fund unreserved, undesignated fund balance at a level sufficient to provide the required resources to meet unforeseen operating cost needs and to absorb fluctuations of revenue sources. Fund Balance is defined as the difference between a fund's assets and liabilities and is necessary for expenses related to emergencies, unexpected events and to enhance the Town's financial position and bond ratings. The financial community, and especially the credit rating agencies, attaches considerable importance to adequate fund balances and policies to monitor and manage those fund balances.

Town Law §107(1) permits municipalities to retain up to a reasonable amount of any remaining estimated unappropriated unreserved fund balance for each fund, consistent with prudent budgeting practices, necessary to ensure the orderly operation of its government and the continued provision of services.

The New York State Comptroller and the Government Finance Officer's Association ("GFOA") and the major credit rating agencies all recommend that governments adopt and adhere to a fund balance policy.

2. Policy

The Town Board will make all reasonable efforts to maintain an unreserved, undesignated fund balance in the General Fund at the end of each fiscal year equal to 10% of its total operating budget. Ten percent is prudent, reasonable and adequate to provide sufficient cash flow to offset certain volatile revenues and expenses and unexpected capital needs. The calculation will be based on the General Fund's Annual Operating Expenses exclusive of the Open Space Budgeted Expenditures.

The Town Board may, by resolution, appropriate funds from the fund balance that would result in reducing the balance below 10% for emergencies or other requirements that the Town Board believes is in the best interest of the Town. Subsequent to such appropriation, the Town would immediately begin the process of reducing expenditures or raising revenues in order to restore the unreserved fund balance to 10%. Such unreserved fund balance will be exclusive of any reserve funds maintained by the Town.

Undesignated, unreserved fund balance above 10% may be appropriated for the following purposes such as:

- A. Stabilizing subsequent year's property taxes.
- B. One-time capital expenditures.
- C. Emergencies caused by natural occurrences such as hurricanes or blizzards.
- D. Unforeseen operating expenditures.

The Town of Huntington has established a number of formal reserve funds for a variety of purposes pursuant to New York State General Municipal Law §6 ("GML"). The Town has established the following operating reserve accounts by Town Board resolution: Employee Benefit Reserve, Pension Contribution Reserve, Debt Reserve, Snow & Ice Reserve and a Judgment & Claims Reserve. These reserve funds can be utilized to smooth out future expense increases. The Town Board has established the following capital reserve accounts by resolution: Parks & Recreation Reserve, Technology Replacement Reserve and a Miscellaneous Capital Reserve that will be utilized for capital purchases.

Town Board Resolution pursuant to GML must establish all reserve accounts and Town Board resolutions are required to spend money from these reserve accounts.

3. Procedures

The Department of Audit & Control will be responsible for reviewing, monitoring and projecting fund balances and reserves on a regular basis throughout the year. Fund Balance and reserve projections will be revised and reported on each Tri-Sectional report issued during the year.

Budget Policy

1. Purpose

This policy establishes guidelines to develop, prepare and maintain the Town's annual budget and to promote sound fiscal planning based on comprehensive historical and current economic data.

2. Policy

A. Balanced Budget

The Town shall prepare an itemized annual operating budget for each fund. The annual operating budget will be balanced with current revenues equal to or greater than current expenditures. In any fund in which expenditures exceed revenue, fund balance and reserve balances may be used to meet shortfalls to the extent available. The annual operating budget process and format shall be performance based and focused on goals, objectives and performance indicators.

In accordance with Section 106 of Town Law, a preliminary budget must be submitted to the Town Clerk on or before September 30th of each year. The content of the preliminary budget shall be in the format prescribed by the State Comptroller in accordance with Section 107 of Town Law. The Town Board adopts an annual budget for each fund based on budget requests submitted by each Department Director who have accurately identified and justified their fiscal needs as part of the annual budget process. A notice of hearing that states the time and date where the public hearing will be held, the purpose thereof must be posted no later than five days before the day of the hearing. The budget must be adopted by resolution of the Town Board no later than November 20th of each year.

B. Operating Budget Transfers

Budget transfers are a useful and necessary management tool that permits reallocation of funds within the budget in order to respond to changing circumstances, unanticipated needs and price increases.

Department Directors are authorized to request the Comptroller to transfer operating budget appropriations from one line item to another within the same fund.

Department Directors are not authorized to request transfers from full-time salaries, part-time salaries, benefits, or utilities.

The Comptroller, after reviewing the necessity of the transfer and will insure the funds are available, is authorized to complete transfers in the operating budget of up to \$5,000 from one line item to another.

Town Board approval is required for transfers of \$5,000 or more in the operating budget except for year-end transfers that are required to close the Town's accounting records. Year-end transfers require the Comptroller's electronic approval.

C. Capital Budget Transfers

Department Directors are authorized to request the Comptroller to transfer Capital Budget appropriations from one object code to another for the same project.

The Comptroller, after reviewing the necessity of each transfer and that the funds are available, is authorized to complete transfers from one object code to another for the same project or purpose.

The Comptroller is authorized to transfer up to \$20,000 of remaining Capital Budget appropriations for completed projects funded with the Town's reserves to other projects requiring funding. Remaining balances will be returned to the original funding source.

Any portion of bond proceeds, inclusive of premiums, that is not expended for the purpose for which the bond was issued must be applied only to the payment of the principal and interest on such obligations respectively and cannot be transferred to a different project in accordance with Section 165.00 of the Local Finance Law.

D. Budget Amendments

Amendments to the Town's adopted operating budget require an approval by Town Board resolution and the Comptroller's electronic approval.

E. Personal Services Budget

The Comptroller will eliminate all full-time positions from the adopted budget when vacated and transfer budget balances created by such vacancies to the general contingency account for each fund. Part time positions will not be transferred to contingency and do not require reinstatement.

An approval by Town Board resolution amending the operational budget is required to reinstate vacant positions, to abolish, create and upgrade positions.

3. Procedures

A. Budget Development Calendar

Annual budget preparation for the ensuing fiscal year is performed in accordance with Section 106 of Town Law as follows:

<u>Months</u>	<u>Action</u>
January to April	<ul style="list-style-type: none">• Comptroller closes the books on the prior fiscal year
May	<ul style="list-style-type: none">• Issuance of Comprehensive Annual Financial Report (CAFR)• Submit CAFR to GFOA
June	<ul style="list-style-type: none">• Budget preparation for the ensuing fiscal year begins• Budget materials distributed to Town Departments
July to August	<ul style="list-style-type: none">• Town Departments budget submissions are evaluated• Supervisor and Comptroller review budget submissions with the Department Heads.
September	<ul style="list-style-type: none">• Town Supervisor submits Preliminary Budget to the Town Board and files with the Town Clerk no later than September 20th
October	<ul style="list-style-type: none">• Town Board holds public hearings and reviews preliminary budget for ensuing fiscal year
November	<ul style="list-style-type: none">• Town Board adopts budget for ensuing year no later than November 20

B. Budget Transfer Requests

For internal control purposes, budget transfers of \$5,000 or less require the following approval process:

All transfer requests must be entered electronically into the accounting software by the requester. Department Director or Assistant Department Director must approve the transfer by releasing the transfer electronically.

The Comptroller or the Deputy Comptroller must approve each transfer by releasing the transfer electronically.

Budget transfer requests of more than \$5,000 require an approved Town Board resolution:

1. Department Directors must submit a draft resolution and sponsor's memo for budget transfers of more than \$5,000 to the Comptroller for fiscal review and to the Supervisor's office for inclusion on the Town Board Agenda.
2. Upon Town Board approval, the Comptroller's office will enter the transfer electronically, release and post it in accordance with the approved resolution.

C. Personal Services Budget

Full time positions require an approved Town Board resolution:

1. Department Directors must submit a request to reinstate, abolish and create positions within their department to the Comptroller's Office.
2. The Comptroller will submit a draft resolution to the Supervisor's Office for inclusion on the Town Board Agenda for each full time position to be reinstated, abolished or created.
3. Upon Town Board approval, the Department Director may submit an Employee Action Form (EAF) to the Comptroller.
4. The approved EAF will be submitted to the Supervisor's Office for final approval.
5. The Supervisor will submit the approved EAF to Personnel for processing.

D. Post Budget Adoption Monitoring

Department Directors are responsible for effectively monitoring their operations to ensure that actual results meet budget expectations. Department Directors should immediately take all necessary actions to address and remedy negative budget variances, including requesting budget transfers.

The Comptroller's office will meet with all Department Heads and perform a comprehensive review of the budget on a quarterly basis.

Tri-Sectional Budget reports are issued by the Comptroller's Office quarterly reporting variances to the adopted budget.

Investment Policy

1. Purpose

This policy establishes guidelines for investing, monitoring and reporting Town of Huntington funds while maximizing the return on the taxpayer dollar being entrusted to its care. This policy applies to all moneys and other financial resources available for investment on its own behalf or on behalf of any other entity associated with the Town which it has oversight authority. The basic objectives of this policy is to conform investments to all applicable federal, state and other legal requirements, schedule investments to meet the Town's cash requirements, timely deposit of funds, invest surplus funds to maximize returns as allowed by law and minimize risk.

Authority

The Town Supervisor (Chief Fiscal Officer) has delegated responsibility for administration of the investment program to the Director of Audit and Control/Comptroller who has established procedures for the operation of the investment program consistent with this policy. Such procedures include a strict internal control structure to provide a satisfactory level of accountability based on records incorporating description and amounts of investments, transaction dates, and other relevant information, and to regulate the activities of subordinate employees.

The primary State statutes that establish the legal authority governing the deposit and investment of public monies are:

General Municipal Law:

- §10 – Deposits of Money
- §11 – Temporary Investments
- §39 – Investment Policies for Local Governments
- Art. 5G – Municipal Cooperation

Banking Law:

- §107-a – Security for Public Deposits

2. Policy

Investment Types:

Pursuant to General Municipal Law §11, the Town of Huntington is authorized to invest monies not required for immediate expenditure for terms not to exceed its projected cash flow needs limited to the following types of investments:

- A. Time deposit accounts (NOW and Money Market) that are fully collateralized in a bank authorized by the Town Board to do business with the Town.
- B. Certificates of Deposit that are fully collateralized and issued by a bank authorized by the Town Board to do business with the Town.
- C. Obligations of the United States of America
- D. Obligations of the State of New York
- E. Obligations guaranteed by agencies of the United States of America where the payment of principal and interest are guaranteed by the United States of America
- F. Repurchase agreements are authorized subject to the following restrictions:
 - 1. All repurchase agreements must be subject to a Master Repurchase Agreement.
 - 2. Trading partners are limited to banks or trust companies authorized to do business in New York State and primary reporting dealers.
 - 3. Obligations are limited to obligations of the United States of America and obligations of agencies of the United States of America where principal and interest are guaranteed by the United States of America.
 - 4. No substitution of securities will be allowed.
 - 5. The custodian shall be a party other than the trading partner.

All investments shall be redeemable at the option of the Town of Huntington within such times as the proceeds will be needed to meet expenditures for purposes that the monies were provided and, in the case of obligations purchased with the proceeds of serial bonds or notes, shall be payable or redeemable at the option of the Town of Huntington within two years of the date of purchase.

Diversification:

It is the policy of the Town of Huntington to diversify its deposits and investments by financial institution when appropriate, by investment instrument and by maturity scheduling in the best interest of the Town.

Arbitrage and Derivatives:

The Town cannot issue bonds to borrow at a low interest rate and invest at a higher interest rate. The Town will comply with the New York State Comptroller's position that borrowing for the sole

purpose of investing is contrary to public policy and an abuse of the tax-exempt feature of local government borrowings.

The Town of Huntington does not and will not engage in the use of any derivative products.

Internal Controls:

The Town of Huntington has established and maintains an internal control structure to provide reasonable but not absolute assurance that all deposits and investments are safeguarded against loss. These transactions are executed in accordance with management's authorization and recorded properly and are managed in compliance with applicable laws and regulations.

Designation of Depositories:

Authorized financial institutions and the appropriate limits that can be made with each financial institution must be approved by a Town Board resolution. All financial institutions must be authorized to do business within the State of New York. All financial institutions with which the Town of Huntington conducts business must be credit worthy.

All banks doing business with the Town do so on a free service charge basis (except for paying agent fees for debt service). In addition, the Town uses an electronic cash management system to wire monies to various town accounts and to make payments. These wires are free of service charges and meet the State's objective of minimizing service charges.

All banks doing business with the Town must collateralize all amounts held by them in excess of the Federal Deposit Insurance Act (FDIC) amount.

Collateralizing of Deposits:

In accordance with General Municipal Law §10 all deposits of the Town of Huntington, including certificates of deposit, in excess of the amount insured under the provision of the Federal Deposit Insurance Act shall be secured:

- A. As provided by GML §10, a pledge of "eligible securities having in the aggregate a market value at least equal to the aggregate amount of public deposits" from the categories designated as follows:
 - 1. Obligations issued, or fully insured or guaranteed as to the payment of principal and interest, by the United States of America, an agency thereof or a United States government sponsored corporation.
 - 2. Obligations partially insured or guaranteed by any agency of the United States of America, at a proportion of the Market Value of the obligation that represents the amount of the insurance or guaranty.
 - 3. Obligations issued or fully insured or guaranteed by the State of New York, obligations issued by a municipal corporation, school district or district corporation of New York or obligations of any public benefit corporation, which under a specific State statute may be accepted as security for a deposit of public monies.
 - 4. Obligations issued by states other than New York of the United States rated in one of the three highest rating categories by at least one nationally recognized statistical rating organization.
 - 5. Eligible surety bond payable to the Town of Huntington executed by an insurance company authorized to do business in New York State, whose claims paying ability

is rated in the highest rating category by at least two nationally recognized statistical rating organizations.

6. Commercial paper and/or bankers acceptances issued by a bank (other than the bank with which the money is deposited) rated in the highest short-term category by at least one nationally recognized statistical rating organization and having maturities of not longer than sixty days from the date they are pledged.
 - B. Irrevocable letter of credit in the amount of 140% of the aggregate total of deposits issued in favor of the local government by a bank whose commercial paper/unsecured short-term debt is rated in one of the three highest rating categories by at least one nationally recognized statistical rating organization.
 - C. Irrevocable letter of credit in the amount of 100% of the aggregate total of public deposits issued in favor of the local government by a Federal Home Loan Bank whose commercial paper/unsecured short-term debt is rated in one of the three highest rating categories by at least one nationally recognized statistical rating organization.

Eligible securities used for collateralizing deposits shall be held by the depository and/or a third party bank or trust subject to security and custodial agreements. The security agreement shall provide that the eligible securities are being pledged to secure Town of Huntington deposits and state any agreed upon interest or costs. It shall also provide the conditions under which the securities may be sold, presented for payment, substituted or released and the events that will enable the local government to exercise its rights against the pledged securities.

Collateral is monitored by the Comptroller's Office, a division of the Department of Audit and Control.

3. Procedures

The Director of Audit & Control/Comptroller is responsible for evaluating the financial position and maintaining a list of proposed depositories, trading partners and custodians. Banks shall provide their most recent Consolidated Report of Condition (Call Report) at the request of the Town of Huntington. Security dealers not affiliated with the bank shall be required to be classified as reporting dealers affiliated with the New York Federal Reserve Bank, as a primary broker-dealers. Such listing shall be evaluated on an ongoing basis.

Cash Flow:

All bank balances are confirmed daily and a bank balance schedule is prepared showing both the balances in depositories and investments currently held, with their respective maturity dates.

The bank balance schedule is then expanded into a cash flow projection schedule. The balances are used as a guide to which anticipated revenues are added and expected disbursements are subtracted.

Unanticipated revenues or disbursements affect investments and the balances are adjusted accordingly. Additional input may be solicited from various departments with direct knowledge of particular revenues and disbursements as seasonal revenues and disbursements must be considered to maximize the Town's investments.

Available balances are used as the fiscal year draws to a close, a sufficient level of cash in money market or "NOW" checking accounts must be maintained to meet the operating needs of the Town.

Purchase of Investments:

The Director of Audit & Control/Comptroller is authorized to contract for the purchase of investments and an investment schedule is maintained on a weekly basis and reconciled to investment statements:

- A. Directly, including through a repurchase agreement, from an authorized trading partner.
- B. By participating in a cooperative investment program with another authorized governmental entity pursuant to Article 5G of the General Municipal Law where such program meets all the requirements set forth in the Office of the State Comptroller Opinion No. 88-46 and the specific program has been authorized by the governing board.
- C. By utilizing an ongoing investment program with an authorized trading partner pursuant to a contract authorized by the governing board.

Certificate of Deposit:

When CD's are purchased, a determination is made regarding the amount and the length of time for which the investment will be made.

In order to determine current market rates, rate quotations are obtained from at least three banks authorized to do business with the Town of Huntington.

Funds are generally invested with the bank paying the highest rate of interest, providing that there is sufficient collateral pledged to cover the investment.

A bid sheet is prepared containing the total amount of the investment as well as the individual component parts. A bank can bid on either the total or on any combination of pieces. The bid sheet states the issue date, maturity date, number of days until maturity and date and time the bid is to be received. The banks being canvassed are checked off and the person making the bid for the bank is noted.

Bids received are entered on the bid sheet exactly as received and the winning bid is highlighted.

The bank to which the CD is being awarded is called to confirm the bid. Information as to their cover or spread and other bids are given verbally. All other participants in the bid are then called with the results. A follow up copy of the bid sheet is sent to each participant in the bidding process.

Electronically transmitted wire transfers are used to transfer money to the winning bank. This is done on a fee-waived basis and confirmed in writing to both the bank transferring the money and the bank receiving the wire transfer.

While principal is rolled over from one investment to the next, interest is always returned on the maturity date to the fund investing the money based on its percentage of participation.

Journal entries are set up to record any adjustments to the temporary investment account resulting from the CD transaction and verified.

Upon maturity or roll over, principal and interest is returned to the originating fund. Follow up debit and credit memos are attached to the CD bid sheet and filed.

Repurchase Agreements:

A repurchase agreement (REPO) is a transaction in which a local government purchases authorized securities from a trading partner. Simultaneously the local government agrees to resell and the trading partner agrees to repurchase the securities at a future date. The Town of Huntington agrees upon prices and dates for the sale and resale at the time of the initial purchase. The securities purchased under a repurchase agreement are limited to federal securities authorized by General Municipal Law §11. The purchase price shall be the present market value plus any accrued interest not reflected in the market value of the securities as opposed to the face value. The Town of Huntington will only invest in repurchase agreements to buy and sell securities and shall not be the Town's main investment.

A repurchase agreement shall comply with the following requirements:

- A. The securities, unless registered or inscribed in the name of the Town of Huntington, are purchased through banks or trust companies authorized to do business in the State of New York.
- B. After ascertaining which bank will give the most favorable rate of interest, directs the custodial bank to purchase specified securities from a designated institution. The custodial bank is the bank or trust company that acts for the Town of Huntington in connection with repurchase agreements involving the investment of funds by the Town of Huntington. The custodial bank shall not be the seller of securities to the Town of Huntington.
- C. A custodial bank must be a member of the Federal Reserve Bank or maintain accounts with member banks. Usually, U.S. government securities are maintained in book-entry form in the computer system of one of the Federal Reserve Banks. All transfers of book-entry securities must be accomplished on a Reserve Bank computer record through a member of the Federal Reserve System. These securities must be credited to the Town of Huntington on the records of the custodial bank and the transaction must be confirmed in writing to the Town of Huntington by the custodial bank.
- D. Trading partners are limited to banks or trust companies authorized to do business in New York State or to registered primary reporting dealers.
- E. The Town of Huntington must have a written master repurchase agreement that outlines the basic responsibilities and liabilities of the Town of Huntington (buyer), seller and custodial bank.
- F. Agreements may be made for short periods of time, generally 1 to 14 days, and not exceed 30 days. Other more appropriate investments will be used for longer periods.
- G. Specific guidelines regarding margin maintenance have been established. Generally, the Town of Huntington will require a 1% - 2% margin requirement, meaning the security will have collateralization of 101% - 102% or more.
- H. The custodial bank then takes delivery of and maintains the securities in its custody for the account of the Town of Huntington and confirms the transaction in writing.

- I. The custodial bank shall take possession of the securities exclusively for the local government; that the securities are free of any claims against the trading partner; and any claims by the custodian are subordinate to the Town of Huntington's claim to rights to those securities.
- J. The obligations purchased by the Town of Huntington may only be sold or presented for redemption or payment by the fiscal agent bank or trust company holding the obligations upon the written instruction of the Town of Huntington.
- K. No substitution of securities is allowed.

Debt Management Policy

1. Purpose

This policy establishes the parameters for issuing debt as a low cost source of capital while striving to minimize the Town's debt service and issuance costs. Defining debt limits, retaining the highest practical credit rating, meeting or exceeding all financial disclosure and reporting requirements are guidelines set forth in this policy. This policy applies to all general obligation debt issued by the Town of Huntington, debt guaranteed by the Town, and any other forms of obligation of indebtedness. Adherence to a debt management policy helps to ensure that government maintains a sound debt position and that credit quality is protected.

2. Policy

Debt will be issued to finance significant capital construction and renovation projects, land and building acquisitions and capitalizable equipment purchases when pay-as-you-go options such as capital grants, contributions from other governments or reserve and fund balances are not available or sufficient. Debt issuance will not be used to finance current operations or normal maintenance.

The Town of Huntington will manage its debt and sustain its financial position in order to seek and maintain the highest credit ratings possible for all categories of short- and long-term General Obligation debt that can be achieved without compromising delivery of basic Town services and achievement of Town policy objectives.

In addition to long-term debt obligations, short-term obligations (such as bond anticipation notes) may be issued to finance projects or portions of projects or to provide interim financing for projects for which the Town may ultimately intend to issue long-term debt.

Debt will be structured as follows:

- A. Net cost to the Town will be minimized given market conditions and the urgency of the capital project.
- B. Debt will be issued for the shortest period consistent with a fair allocation of costs to current and future beneficiaries or users.
- C. Debt will not be issued for periods exceeding the useful life or average useful lives of the project or projects to be financed, pursuant to applicable law and as recommended by the Town's Bond Counsel and Financial Advisor.
- D. Outstanding debt must be kept within the limits prescribed by Local Finance Law Section 104 (7% of average full valuation of taxable real estate) and at levels consistent

with its creditworthiness objectives. Currently full valuation is approximately \$42.2 billion. This allows for total bonded debt of \$3.0 billion.

- E. Debt service expenditures will be limited and supported by local real property taxes to no more than 15% of the aggregate budgetary appropriations in any given year in order to maintain appropriate budgetary controls and to prevent imposing excessive burdens on taxpayers of the Town.
- F. Payment of overall debt service will be budgeted and paid when due in order to maintain the highest possible credit rating to the extent possible.
- G. Annual capital debt will be issued through a competitive bidding process in order to achieve the lowest cost and most favorable terms given the financial structure and market conditions. Bond refinancing and/or revenue debt is not subject to the competitive bidding process.
- H. Debt will be issued in the best interest of the Town and its citizens, ensuring that actions within the Town Board's control are prudent and beneficial.

Use of Bond and Note Proceeds

Bond and note proceeds shall be used only for the purpose for which the bonds were authorized by the Town Board, pursuant to the applicable bond resolution. All bond-financed projects will be reviewed continuously for compliance with applicable laws regarding use of proceeds, including provisions of the Internal Revenue Code of 1986, as amended, and the Regulations promulgated thereunder (the "Code") relating to the private use of bond-financed facilities.

Arbitrage Rebate

The Town will comply with all arbitrage rebate requirements as established by the Code. Arbitrage will be calculated at the end of each applicable period, pursuant to the Code and any arbitrage interest earned on the investment of bond or installment purchase proceeds will be reserved to any tax, interest or penalties due. Any such tax, interest, penalties or other amounts due shall be paid in accordance with applicable provisions of the Code and the advice of the Town's Bond Counsel.

3. Procedures

Debt Issuance Approval

To enhance creditworthiness and provide prudent financial planning, the Town Board will adopt a five-year Capital Budget annually. Significant capital projects that do not have sufficient funding will be funded through the issuance of debt.

Certain bond resolutions (e.g., under current law, those providing for a maximum maturity in excess of five years) are subject to a permissive referendum. Bond resolutions authorizing the issuance of debt to finance improvements for Special Districts are subject to a public hearing and other proceedings under existing provisions of the Town Law and such Special District bond resolutions are not subject to a permissive referendum. Certain bond resolutions may be subjected to a mandatory referendum on the Town Board's motion, under existing law. In general, bond resolutions must be adopted by at least a two-thirds majority vote of the entire membership of the Town Board (regardless of any temporary vacancies on the Town Board). However, for bond resolutions subject to a mandatory referendum, a three-fifths majority vote is sufficient.

Debt Issuance:

The Town will retain an external financial advisor selected by the Town Board who will issue the official statements, provide financial guidance and conduct the competitive bid process. The utilization of the financial advisor for particular bond sale will be at the discretion of the Town Board on a case-by-case basis and pursuant to the financial advisory services contract. The selection process for financial advisors will require comprehensive municipal debt experience, experience with diverse financial structuring requirements and pricing of municipal securities.

The Town will seek the highest rating possible from at least one rating agency for each debt issue in accordance with the financial advisor's recommendations. In order to achieve the highest rating possible, the Town will provide complete and accurate financial information to rating agencies, institutional and individual investors. The Town will meet secondary disclosure requirements on a timely and comprehensive basis.

The Town will retain external bond counsel for all debt issues. All debt issued by the Town will include a written opinion by bond counsel affirming that the Town is authorized to issue the debt, stating that the Town has met all state constitutional and statutory requirements necessary for issuance, and determining the debt's federal income tax status. Bond counsel will be selected by the Town Board and shall coordinate efforts with the Town Comptroller for the preparation of bond authorizations.

Capital Asset Policy

1. Purpose

This policy establishes guidelines to capitalize and depreciate long-term assets in compliance with Government Accounting Standards Board (GASB) Statement No. 34 and GAAFR (Government Accounting, Auditing and Financial Reporting). The recording of capital assets is required to provide control of and accountability of capital assets, provide a record for insurance valuation and to provide a basis for a capital replacement plan.

2. Policy

Capital assets are inventoried, safeguarded, maintained, and controlled. A Capital Asset is an asset that has an initial life extending beyond one reporting period. Capital assets of \$5,000 or more will be depreciated over the useful life of the asset and those between \$500 and \$5,000 will be expensed but recorded in the inventory system. All Capital Assets must be tagged to facilitate the tracking of all assets. The Comptroller maintains accountability over all tangible asset records and such records will be verified by a physical inventory by each department once a year.

3. Procedures

A. Internal Controls

1. Capital asset responsibilities must be distributed among several positions to maintain and control assets. Each department must have procedures in place to adequately safeguard assets from loss, waste or misuse.
2. The Town Comptroller has the custodial and supervisory duties of the capital asset system and designates one staff member in Audit and Control as the Capital Asset Manager. The Capital Asset Manager receives all invoices for the purchase of capital

assets and creates an asset in the inventory system. An asset tag is assigned and recorded in the inventory system. The tags are sent to the department who purchased and/or received the asset. The receiving department affixes the tag to the asset.

3. Each department will receive a list of their current inventory and will be required to confirm the list to their physical assets annually and provide any changes to the Internal Auditor. The Internal Auditor will perform periodic physical inventories and will resolve any discrepancies.

B. Asset Valuation

1. Capital assets- including infrastructure are reported at historical cost or fair market value on the date of donation, including ancillary charges to place the asset in its intended location, installation and capitalized interest, net of depreciation. If the cost is not available, an estimate may be used to record the capital asset. All costs should be documented, including methods and sources used to establish estimated costs.
2. Self-constructed Assets- All direct costs including Town labor associated with the construction project that meets the capitalization criteria of over \$5,000 is included in the cost of the asset.
3. Donated Assets- Assets acquired by gift, donation or payment of a nominal sum not reflective of the asset's market value shall be assigned cost equal to the fair market value at the time of acquisition. Fair market value represents the price actually given in current market dealings.
4. Asset System – Many assets consist of multiple components that make up the asset. This is particularly true for Personal Computer systems. The Town of Huntington has decided to value all Personal Computers as a system (CPU plus monitor). A system has the following characteristics:
 - a. Consists of multiple property sub-units which function together as a single unit.
 - b. Individual sub-unit costs are generally not significant in comparison to the total cost of the entire system.
 - c. Normally, individual sub-units would not meet the capitalization criteria. The grouping as a whole, however, qualifies as a Controlled Asset (\$500 acquisition cost).
 - d. When a sub-unit is replaced, it generally does not extend the life of the larger asset. Therefore, replacement would generally be treated as maintenance expense.
 - e. Each sub-unit is integrated and configured in such a way as to make identification of individual components difficult. Therefore, it is impractical to tag, track, and inventory each sub-unit.

C. Asset Classification

There are three types of capital assets that are maintained in the Town's asset inventory system:

1. Depreciable Capital Assets- Capital assets that benefits more than one fiscal period with a cost of \$5,000 or greater.
2. Non-Depreciable Capital Assets- Capital assets that benefit more than one fiscal period with a cost of more than \$500 but less than \$5,000. Land is considered a non-depreciable capital asset at any cost.
3. Depreciable Intangible Capital Assets- Identifiable assets that cannot be seen, touched or physically present that benefits more than one fiscal period with a cost of \$5,000 or greater such as computer software, patents or copyrights.

Capital assets are classified in one of the following categories:

1. Land- Expenditures for the contracted cost of the land purchase and related expenses such as closing costs, broker's commission, legal fees for examining and recording ownership, cost of ownership guarantee insurance policies, cost of real estate surveys, cost of razing old buildings, structures or other improvements acquired with the property, draining, clearing, landscaping, land filling, and grading costs. **Excluded** are fees for ownership searches, expenditures in connection with disposal of refuse, costs of utility easements, and repairs to other improvements.
2. Building and Building Improvements- Expenditures for the purchase price of acquiring an existing building, contracted construction of permanent structures not including land. Expenses incurred in remodeling, reconditioning, or altering a purchased building to make it suitable for the purpose for which it was acquired, cost of excavation, grading or filling of land as part of the construction of a specific building; expenses incurred for the preparation of plans, specifications, blueprints, etc., cost of building permits, architects' and engineers' fees for design and supervision, other costs such as temporary buildings used during the construction period that are not moveable or reusable and are razed at the end of construction. Other depreciable building expenditures include but are not limited to shelving, bleachers, bathroom accessories, carpet, plumbing, sprinkler, heating, ventilating, and air conditioning systems, emergency generator systems for building support, built in public address systems, intrusion alarm systems, fire alarm systems, and emergency lighting systems. **Excluded** are extraordinary costs that are merely incidental to the erection of the building (e.g., those due to strike, flood, fire, or other casualty), and the cost of abandoned construction. If a building is purchased, an allocation must be made between the land, improvements other than buildings, and the buildings.
3. Land Improvements- Expenditures for acquiring improvements, to land or property, whether a building exists or not, including paving, fencing, playground, tennis courts, concrete walks and steps, outside lighting, outside plumbing, irrigation systems, signs, flagpoles, outdoor bleachers, miscellaneous sheds, ball diamonds, swimming pools, retaining walls, fountains

and memorials. The amount to be capitalized is the actual dollar cost of installation or acquisition of these assets at the acquisition date, including any labor and installation fees.

4. Machinery and Equipment- Expenditures related to the acquisition of vehicles and equipment including freight and storage charges, installation costs, and costs for testing and preparation for use. All costs incurred after acquisition but prior to placing in service such as installation of ancillary equipment like communication devices and painting/application of logos and signage to make a fixed asset ready for use should be capitalized as part of the cost of the asset. **Excluded** is any trade in allowance.
5. Construction in Progress- Expenditures for construction work project, but not yet completed. As construction progresses, the cumulative expenditures are capitalized as Construction in Progress (CIP). Upon completion of the capital asset, the balance in the Construction in Progress account is transferred to the appropriate account (buildings, machinery & equipment, etc). Projects that have not reached 100% completion will continue to be tracked as Construction in Progress. Interest cost incurred during the construction period is subject to capitalization as part of the cost of construction when conditions identified by FASB-34 – Capitalization of Interest Costs exist (for Proprietary funds only).
6. Infrastructure- Expenditures for construction of major renovation to long-lived capital assets that are normally stationary in nature and can be preserved for a significantly greater number of years than most capital assets. These include roadways, bridges, drainage systems and the cost of associated demolition.

D. Other Assets

1. Capital Leases – The National Council on Governmental Accounting (NCGA) requires that a lease agreement that satisfies the criteria established by FASB-13 be capitalized. FASB-13 states that non-cancelable leases that meet **ANY ONE** of the following criteria must be capitalized:
 - a. The lease transfers ownership of the property to the lessee at the end of the lease term
 - b. The lease contains a bargain purchase option
 - c. The lease term is equal to 75% or more of the estimated economic life of the leased property
 - d. The present value of the minimum lease payments at the inception of the lease equals at least 90% of the fair value of the leased property.
2. Repairs, Improvements or Betterments – Major repairs are expenditures that increase the future service potential of the asset. If a major repair will extend the life of the

asset several years it should be handled as an improvement. If the expenditure is a replacement, a retirement must be made to the items being replaced, **only** if the replacement substantially increases the value, the capacity/capability, or useful life of an asset system. Otherwise, the replacement is treated as a maintenance expense. This includes both a reduction in Historical Cost and Accumulated Depreciation. Expenditures to repair and maintain a fixed asset in efficient operating condition without extending the asset's normal accounting life should be expensed.

E. Departmental Responsibilities and Asset Acquisition Procedures

Departments will be responsible for purchasing capital assets, tracking the assets under their custody and disposing of assets in accordance with this policy. Department Heads or a designated representative will assign and advise the Capital Asset Manager of the individual(s) to be designated as the asset custodian(s), who will have the responsibility for the maintenance of the assets in that department.

Departments are responsible for:

1. Safeguarding and maintaining control over all assets in their custody.
2. Maintaining up-to-date records on asset property including the description, user, location, tag number, purchase order number, purchased cost and, if applicable, Grant number.
3. Attaching identification tags to asset property.
4. Returning the completed Fixed Asset Record Form to the Capital Asset Manager.
5. Notifying the Capital Asset Manager in the event that an asset is added, transferred, moved or sold.
6. Notifying the Capital Asset Manager when surplus assets are identified for disposal.
7. Supplying the Inventory Capital Asset Manager with appropriate police reports, if assets have been stolen.
8. Properly dispose of any assets that are no longer operable.
9. Designate surplus assets and notify the Purchasing Director for auction.
10. Conduct departmental physical inventories and audit on a periodic basis but no less than once per year.

F. Asset Acquisitions

Requisitions and purchase orders for Capital Assets are acquired in accordance with the Town's procurement procedures as outlined below:

1. The Department will electronically enter a purchase requisition. Acquisitions are appropriated against the approved budget line based on the object code as shown in Exhibit A.

2. The Purchasing department will review and confirm all requisition details and issue a purchase order to the vendor.
3. Upon receipt and acceptance of the ordered item, the Department sends the voucher copy of the purchase order and the invoice to Audit & Control for processing payment.
4. A Capital Asset form is prepared and submitted with the invoices for all assets with a cost basis of \$500 or more and charged to an object code beginning with a 2 (See Exhibit A). The Capital Asset form must include all asset information including the description of the asset, serial number, original cost and other related account/funding information. (See Exhibit B).
5. Audit & Control will record the asset in the inventory system and assign an asset tag number to the asset. The tag will be sent to the appropriate Asset Custodian.
6. The Asset Custodian will be responsible for placing the inventory tag on the equipment in a safe and conspicuous location (**NOTE: Vehicles should have the bar code tag applied inside of the glove compartment**). Unused identification tags must be returned to the Inventory Control Supervisor along with a memo explaining why the tag was not used.

G. Audit & Control Responsibilities and Procedures

Audit & Control Department is responsible to:

1. Maintain the centralized database records regarding identified asset property, which the Town has in its possession.
2. Identify all requisitions, including change orders, for assets under the scope of this procedure and record asset information in the inventory system.
3. Track and control assets and assign identification tags.
4. Schedule and provide assistance in periodic departmental audits.
5. Ensure that the policy, procedures, guidelines, and regulations governing equipment under inventory control management are followed.
6. Conduct periodic audits and physical inventories of all Town assets.
7. Provide property management reports of all assets exceeding \$500 to department heads, Comptroller and the Town Board.
8. Report any unresolved discrepancies in departmental asset property records to the Town Board.
9. Provide an annual report of all assets exceeding \$5,000 in purchase cost to the auditors.

H. Transfer of an Asset

When an asset is transferred from one department to another, the original department is responsible for notifying the Capital Asset Manager of the transfer using the Capital Asset Record Form. All transfers must include both sending and receiving Department Director approval. Assets will keep the original tag; custodial responsibility will be updated on the Asset Record. Notification will include all necessary information as shown on the Capital Asset record Form in Exhibit A.

I. Retirement of an Asset

Assets under this procedure that have been identified for disposal by a custodial department and confirmed by the Capital Asset Manager will be disposed of according to the procedure allowed under New York State law. **NO PROPERTY SHALL BE DISPOSED OF WITHOUT THE KNOWLEDGE AND WRITTEN APPROVAL OF THE CAPITAL ASSET MANAGER.**

No property with intrinsic value may be sold, disposed of or given to any person or organization without specific approval of the Town Board. Property to be disposed of may be offered for trade-in on new purchases, destroyed and disposed of, sold by sealed bid or auctioned. Property may be transferred between departments by mutual department head agreement and or by Town Board resolution. Each department will be responsible, for the movement and the disposition of asset property in its custodial care. The custodial department will incur all costs associated with asset property disposal.

Department Directors are responsible for notifying the Capital Asset Manager of the retirement of an asset. Notification will include all necessary information on the Capital Asset Record Form, including stolen (police report), destroyed (department head approval), lost (written explanation), trade-in information. When multiple assets of the same kind and value are retired, a list of asset tag numbers may be attached to the Capital Asset Record Form and "See Attached List" must be written in the Town Fixed Asset ID Number field.

J. Depreciation

Both Generally Accepted Accounting Principles (GAAP) and GASB Statement No. 34 require that capital assets be depreciated. Depreciation is the systematic and rational allocation of the historical cost of a capital asset over its useful life other than Land.

Depreciation will be calculated based on the acquisition cost using the straight-line method and assumes that the asset will depreciate at the same rate each year of its useful life. Annual depreciation is calculated by dividing the acquisition cost by the useful life. One full month's depreciation in the month in which the asset is placed in service, regardless of when it was actually placed in service, during the month and each month

thereafter. The total amount depreciated can never exceed the acquired cost, less any salvage value if applicable.

The table in Exhibit B reflects useful lives of various categories of capital assets that the Town uses for calculating depreciation.

K. Inventory Procedures

1. A physical inventory of all capital assets will be conducted at least annually. In addition, random spot checks will be made by printing several tag numbers from the inventory system and physically verifying that the assets correspond to the tag numbers. This is called "Record to Floor" verification. At the same time, several tag numbers of other assets in the audited area will be verified to the inventory system. This is called "Floor to Record" verification. Emphasis should be placed on identifying newer assets to ensure that they are properly recorded in the inventory system.
2. The physical inventory audit will be completed by December 31 each year.
3. The bar code tags of all assets at each location will be scanned along with an indication of the property, and building. The date the asset was sighted and who performed the inventory will also be recorded.
4. Any Capital Assets found at the location without a bar coded tag will be entered into the inventory system as a new asset. If the inventory audit determines that an asset was formally acquired and is properly in the custody of the Town, but has not been recorded in the inventory system, the Capital Asset Manager will enter the asset as an "addition". An asset that has previously been entered into the inventory system but the tag has been removed, a new bar coded tag will be affixed to the asset and the system subsequently updated to reflect the new bar coded tag number.
5. The Town of Huntington may retain the services of an outside firm to re-evaluate the Town's insurable values on an as needed basis.

Glossary



Glossary

–A–

ACCRUAL BASIS ACCOUNTING

Most commonly used accounting method. Reports income when earned and expenses when incurred as opposed to cash basis accounting, which reports income when received and expenses when paid.

ACTIVITY

A program effort that contributes to the attainment of a specific set of performance objectives.

ACTUAL

Actual (as opposed to budgeted) revenues and expenses for the fiscal year indicated.

AD VALOREM

A tax, duty or fee that varies based on the value of the product, service, or property on which it is levied.

AD VALOREM TAXES

Commonly referred to as property taxes levied on both real and personal property according to the property's valuation and the tax rate.

ADOPTED BUDGET

The financial plan for the fiscal year beginning January 1 as amended and adopted by resolution by the Town Board. The budget, once adopted, is the legal authorization to expend Town funds during the fiscal year identified.

AMERICANS WITH DISABILITIES ACT (ADA)

Federal Law passed in 1990 that prohibits discrimination in employment of the provision of services and facilities on the basis of disability.

APPROPRIATION

A legal authorization or allocation that permits officials to incur obligations against and to make expenses for defined purposes.

ARBITRAGE

The simultaneous purchase and sale of the same or an equivalent security to profit from price discrepancies. In government finance, the most common occurrence of arbitrage involves the investment of bond proceeds in an investment that yields a higher interest rate, resulting in interest revenue in excess of interest costs.

ASSESSMENT ROLL

The official list prepared by the Assessor that contains the legal description of each parcel or item

of property and its assessed valuation. This term is used to denote the total valuation of all taxable property in the Town.

ASSESSED VALUATION

The valuation set upon real estate and certain personal property by the Assessor as a basis for levying property taxes.

ASSET

Resources that have monetary value owned or held by a government.

ATTRITION

A method of achieving a reduction in personnel by not refilling the positions that have become vacant due to resignation, reassignment, transfer, retirement or means other than layoffs.

AUTHORIZED POSITIONS

Employee positions, authorized in the adopted budget, that are to be filled during the year.

– B –

BALANCED BUDGET

The amount of budgeted expenses is equal to or less than the amount of budgeted revenues and other available funding sources.

BEGINNING FUND BALANCE

The residual non-restricted funds brought forward from the previous fiscal year (ending balance).

BENCHMARKING

The process of critically evaluating a program's or service's activities, functions, operations, and processes (qualitatively and quantitatively) to achieve a desired level of performance. The objective of benchmarking is to introduce and sustain best practices by making valid comparisons with other processes or organizations, resulting in a continual improvement of performance.

BOND

A debt instrument issued for a period of more than one year for the purpose of raising capital by borrowing. The government obtaining the bond promises to pay a defined sum of money (principal) at a specified future date (date of maturity) along with periodic interest paid at a designated percentage of principal (rate of interest).

Glossary

BOND RATINGS

A number of companies assign a risk level to the bonds or debt issued by a government. Risk means the likelihood of default or nonpayment. The lower the risk of nonpayment, the lower the interest the government must pay. Some agencies give an AAA rating to the least risky government bonds. Some of the top rating agencies are Standard & Poor's Corporation, Moody's Investor Service and Fitch Investor's Service.

BOND REFINANCING

The payoff and reissuance of bonds to obtain better interest rates and/or bond conditions.

BOND RESOLUTION

Town Board Resolution authorizing a bond issue.

BUDGET

An estimate of adopted revenues and expenses for a specific fiscal period.

BUDGETARY BASIS

This refers to the basis of accounting used to estimate the financing resources and uses in the budget. This generally tends to be accrual, modified accrual or cash basis.

BUDGET DEVELOPMENT CALENDAR

Schedule of key dates or milestones that the Town will follow to prepare and adopt the Adopted budget.

– C –

Comprehensive Annual Financial Report (CAFR)

A full disclosure financial statement for state and local government finances. The Governmental Accounting Standards Board (GASB) provides the generally accepted accounting standards (GAAP) for governments to follow in their accounting.

CAPITAL BUDGET

The six-year Adopted plan that includes the initial budget year and subsequent five "out-years." The Plan is updated annually to include expanded or new capital projects. It specifies Adopted projects and an estimation of resources available to fund project expenses.

CAPITAL PROJECT

A major physical improvement such as construction, acquisition, technology enhancement, and/or infrastructure improvement that adds value to the

physical assets of a government or significantly increases the useful life of an asset. Can also refer to building and construction of a new government asset.

CASH BASIS

A basis of accounting in which transactions are recognized only when cash is received or paid.

COLLECTIVE BARGAINING AGREEMENT

A legal contract between the employer and an authorized representative of a recognized bargaining unit for specific terms and conditions of employment.

CONSUMER PRICE INDEX (CPI)

A statistical measure of change, over time, in the prices of goods and services in major expense groups such as food, housing, apparel, transportation, and health and recreation typically purchased by urban consumers. Essentially, it measures the purchasing power of consumers' dollars by comparing what a sample "market basket" of goods and services costs today with what the same sample market basket cost at an earlier date. The United States Department of Labor publishes the Consumer Price Index on a monthly basis.

CONTINGENCY

An appropriation of funds to cover unforeseen events that occur during a fiscal crisis to address unfunded mandates, revenue shortfalls and other similar events. In addition, funding for vacant positions are placed in the contingency account throughout the year.

CONTRACTUAL SERVICES

Services rendered to a government by private firms, individuals or other governmental agencies.

– D –

DEBT

Liability or obligation in the form of bonds, loan notes, or mortgages owed to another person(s) or government and required to be paid by a specific date (maturity).

DEBT LIMIT

A statutory limitation whereby a government's net GO Bond debt cannot exceed a specified percentage of the appraised value of property subject to taxation.

Glossary

DEBT SERVICE

Payment of principal and interest on borrowed money (i.e. bond issuance) according to a predetermined payment schedule.

DEBT SERVICE FUND

A fund established to account for the accumulation of resources for the payment of principal and interest on long-term debt.

DEDICATED TAX

A tax levied to support a specific government program or purpose.

DEFEASANCE

A provision in an instrument that nullifies it if specific acts are performed. Example: Discharge old, low-rate debt without repaying it prior to maturity. Then, use newly purchased securities with lower face values but that pays higher interest. The objective is a cleaner (more debt free) balance sheet and increased earnings in the amount by which the face amount of the old debt exceeds the cost of the new securities.

DEFICIT (NEGATIVE FUND BALANCE)

The excess of an entity's liabilities over its assets or the excess expenses over revenues during a single accounting period.

DEPARTMENT

A component of the Town that provides a unique program or service within it. A department may be sub-divided into divisions (responsibility centers).

DEPARTMENT REQUEST

The budget requested by each Department for annual operations.

DEPRECIATION

Expiration in the service life of capital assets, attributable to wear and tear, deterioration, action of the physical elements, inadequacy or obsolescence.

– E –

ENDING FUND BALANCE

Funds carried over at the end of the fiscal year to the new fiscal year. Within a fund, the revenue on hand at the beginning of the fiscal year, plus revenues received during the year, minus expenses equals the ending fund balance.

ENTERPRISE FUND

Fund type established to finance and account for the total costs of selected government facilities and services that is predominantly self-supporting by user charges. This type of fund uses the accrual basis of accounting.

EQUALIZATION RATE

At its simplest, an equalization rate is the state's measure of a municipality's level of assessment (LOA). This is the ratio of total assessed value (AV) to the municipality's total market value (MV). The municipality determines the AV; the MV is estimated by the state.

ESTIMATED EXPENSES/REVENUE

Annualized projection of an expense or revenue.

EXPENSE

The cost of goods or services.

– F –

FEES

A charge imposed on the beneficiary or recipient of a service provided by the Town. Its purpose is to help recover some or all of the costs incurred by the Town in providing the service.

FISCAL POLICY

A government's policies with respect to revenues, expenses and debt management as these relate to government services, programs and capital investment. Fiscal policy provides an agreed-upon set of principles for the planning and programming of government budgets and related funding.

FISCAL YEAR

A government's twelve-month period designated as the operating year for accounting and budgeting purposes. The Town of Huntington's fiscal year is January 1 through December 31.

Glossary

FIXED ASSETS

Assets of long-term nature intended to continue to be held or used. Examples are: buildings, land, machinery, furniture and other equipment.

FRINGE BENEFITS

Contributions made by a government to meet obligations for employee benefits such as health insurance, pension plans, FICA, etc.

FULL FAITH AND CREDIT

A pledge of a government's taxing power to repay debt obligations.

FULL-TIME EQUIVALENT (FTE) POSITION

A full-time position or a part-time position converted to the equivalent of a full-time position based on 2,080 hours per year (or a variation relative to the contract agreed upon for that classification). For example, a part-time employee working for 20 hours per week would be the equivalent to .5 of a full-time position.

FUNCTIONS

A component/department of the Town that provides a unique program or service within it. A Department may be sub-divided into divisions (responsibility centers).

FUND

An independent fiscal and accounting entity with a self-balancing set of accounts recording cash and/or other resources together with all related liabilities, obligations, reserves and equities that are segregated to carry out a specific activity or purpose. Each fund is separate and maintains individual records of income and expenses. By law, expenses cannot exceed revenues.

FUND BALANCE

The excess of the assets of a fund over its liabilities, reserves and carryover.

FUND TYPE

In governmental accounting, there are three broad *types* of funds with specific funds within each. These are:

- Governmental
 - General
 - Special Revenue
 - Debt Service
 - Capital Projects
- Proprietary
 - Enterprise

- Internal Service
- Fiduciary
 - Expendable Trust
 - Non-Expendable Trust
 - Agency

– G –

GENERALLY ACCEPTED ACCOUNTING PRINCIPLES (GAAP)

A widely accepted set of rules, standards, conventions and procedures for reporting financial information as established by the Financial Accounting Standards Board.

GENERAL FUND

The primary fund used by the Town for which revenues and expenses are not legally restricted for use. Examples of departments operating within the General Fund include the Department of Engineering, Department of Audit & Control, and the Town Supervisor's Office.

GENERAL OBLIGATION BOND (GO BOND)

Type of Municipal Bond where principal and interest are secured by the full faith and credit of the issuer and usually supported by either the issuer's unlimited or limited taxing power.

GOAL

A broad operational statement of what a program expects to achieve sometime in the future, thus providing a general description of the desired end state.

GOVERNMENT ACCOUNTING STANDARDS BOARD – STATEMENT 34 (GASB 34)

A Government Accounting Standards Board statement that requires two financial statements of governmental funds: a balance sheet and a statement of revenues, expenses and changes in fund balances. Of note, Statement 34 also requires that the value of infrastructure assets be shown on the balance sheet. In addition, Management's Discussion and Analysis (MD&A) is required.

GRANT

A contribution by a government or other organization to support a particular function and/or purpose. Grants may come from other governments (Federal, State) or from private donors.

Glossary

- H -

HOURLY

Refers to an employee who fills a temporary or short-term position. Such employees provide contingency staffing for government operations during peak workloads or to fill temporary staffing needs. Hourly employees are paid on a per-hour basis and receive limited benefits.

- I -

IMPACT FEES

A type of charge for services imposed on new construction in order to support specific new demands on a given service (e.g., parks and fire protection).

INDIRECT COST

A cost necessary for the functioning of the government as a whole but which cannot be directly assigned to one service or program area.

INFRASTRUCTURE

Government facilities on which the continuance and growth of a community depend such as roads, bridges and similar assets that are immovable.

INTEREST

The fee charged by a lender to a borrower for the use of borrowed money, usually expressed as an annual percentage of the principal; the rate is dependent on the time value of money, the credit risk of the borrower, and the inflation rate.

INTEREST INCOME

Revenues earned on investments.

INVESTMENT

The purchase of a financial product with the expectation of favorable future returns.

ISSUE

A bond offered for sale by a government.

- J -

JUDGMENT

An amount to be paid or collected by a government as the result of a court decision.

- L -

LEVY

A fixed rate for services that is imposed by a government to support its operations.

LIABILITY

Debt or other legal obligation arising out of a past transaction that must be liquidated, renewed, or refunded at some future date. This term does not include encumbrances.

LINE ITEM BUDGET

A budget that lists each expense category (e.g., salary, equipment, travel, etc.) separately along with the dollar amount budgeted for each specified category.

LONG-TERM DEBT

Debt with a maturity of more than one year after the date of issuance.

- M -

MATURITY

The date on which the principal or stated value of an investment or debt obligations is due and may be reclaimed.

MISSION STATEMENT

A broad, high-level statement of purpose for an agency/department. A mission statement defines an agency's fundamental purpose, where there is a close relationship between the description of services provided by the divisions within the agency, and the planned outcomes.

MODIFIED ACCRUAL BASIS OF ACCOUNTING

The method of accounting under which revenues are recognized in the period that they become available and measurable. Expenses are recognized at the time a liability is incurred pursuant to appropriation authority.

MODIFIED BUDGET

The modified budget is the budget that results from the adopted budget, plus changes made in the budget after it is approved.

Glossary

-N-

NYSERS

New York State and Local Retirement System.

NYSHIP

New York State Health Insurance Program.

- O -

OBJECT CODE

A code that describes a specific expense or revenue item.

OBJECTIVE

A defined method to accomplish an established goal. A true objective is identified in specific, well-defined and measurable terms that can be achieved within a specified time frame.

OPERATING BUDGET

The annual spending plan for the daily, recurring operating costs of the government.

OPERATING ENVIRONMENT

Internal and external factors that impact the Department's daily operations.

OPERATING FUNDS

Resources derived from recurring revenue sources and used to finance on-going operating expenses and pay-as-you-go capital projects.

ORIGINAL BUDGET

The adopted budget as approved by the Town Board.

OTPS

Other than Personal Services.

- P -

PAY-AS-YOU-GO BASIS

A term used to describe a financial policy where capital outlays are financed from current revenues to avoid incurring costly debt financing or issuing new debt.

PERFORMANCE-BASED BUDGETING

The allocation of financial resources to programs and services based on their worth, overall performance, and contribution to the Town's overall mission, goals, and objectives.

PERFORMANCE MANAGEMENT

The use of performance measurement information to help set performance goals; allocate and prioritize resources; inform managers to either confirm or change current policy or program directions to achieve those goals; and report on the success of achieving those goals.

PERFORMANCE MEASURE

A specific quantitative or qualitative assessment of results obtained through a program or activity.

PERFORMANCE MEASUREMENT

A process of assessing progress toward achieving predetermined goals, including information on the efficiency with which resources are transformed into goods and services (outputs); the quality of those outputs, i.e., how well they are delivered to customers and the extent to which customers are satisfied (service quality); and the qualitative results of a program activity compared to its intended purpose (outcome).

PERIOD OF PROBABLE USEFULNESS (PPU)

Estimation of the expected life of a capital improvement project. These are generally determined by State statute.

PERSONAL SERVICES

Expenses for salaries, wages and fringe benefits of a government's employees.

POLICY

A principle used to guide a managerial, operational, or financial decision.

PRINCIPAL

The original amount borrowed through a loan, bond issue or other form of debt.

PRIOR YEAR ENCUMBRANCES

Obligations from previous fiscal years in the form of purchase orders, contracts or salary commitments that are chargeable to an appropriation and for which a part of the appropriation is reserved. They cease to be encumbrances when the obligations are paid or otherwise terminated.

PRODUCTIVITY

Average real output per unit of input.

Glossary

PROGRAM

A discrete service or group of related services provided by an organizational unit designed to achieve the government's goals and objectives.

PROJECT TITLE

A name given to a project that is used for administrative purposes in conjunction with the project number; typically captures both the nature and location of the project.

PROPRIETARY FUND

A fund used to account for operations that are financed and operate in a manner similar to business enterprises. Such a fund is established as a self-supporting operation with revenues provided principally from fees, charges or contracts for services. Measurement focus is on determination of net income, financial position, and changes in financial position.

– R –

RATE

A value describing one quantity in terms of another. Example: *Rate* of interest.

RECOMMENDED BUDGET

The Town Supervisor's recommendation for the Town's financial operations that includes an estimate of Adopted expenses and revenues for a given fiscal year.

REFUNDING BONDS

Bonds issued to retire outstanding bonds that have a higher interest rate. Typically done to effect net present value savings.

REMAINING MATURITY

The amount of time left until a bond becomes due.

RESERVES

A portion of fund equity (set-aside) legally restricted for a specified purpose or not available for appropriation and subsequent spending.

RESOLUTION

A formal written decision of the Town Board.

RESOURCES

Total dollars available for appropriation that includes estimated revenues, fund transfers and beginning fund balances.

RESTRUCTURING

Major organizational changes aimed at greater efficiency and adaptation to changing economies, markets and stakeholder expectations.

REVENUE

The taxes, fees, charges, special assessments, grants, and other funds collected and received by the Town to support its services and/or capital improvement projects.

RFPs

Request for proposals.

RISK

A probability estimate of loss or less-than-expected returns.

– S –

SATISFACTION OF DEBT

Document issued by a lender upon complete repayment of debt.

SCAR

Small Claims Assessment Review.

SPECIAL DISTRICT

A designated geographic area established to provide a specialized service usually petitioned by the citizenry and approved by the Legislature.

SPECIAL REVENUE FUND

Fund used to account for revenues received that have specific purposes for which they can be used.

STAR

School Tax Relief.

STRAIGHT-LINE DEPRECIATION

Depreciating an asset, minus its salvage value by the same (fixed) amount every year over its useful life. For example: If a vehicle costs \$20,000 with a salvage value of \$2,000 and useful life of three years, it will be depreciated at a cost of \$6,000 per year.

STRATEGIC PLAN

Similar to a corporate plan but not restricted to organizational boundaries. A strategic plan gives direction and cohesion to activities over a specified time frame.

Glossary

SURPLUS

The amount by which the government's total revenues exceed its total outlays in a given period, usually a fiscal year.

– T –

TAX

Compulsory charge levied to finance services performed by the government for the benefit of the community (citizens, businesses, etc.).

TAX LEVY

The resultant product when the tax base multiplies the tax rate per \$100. Revenues are less than the levy because of delinquencies, tax roll errors, and court cases contesting assessed property value.

TAX RATE

The amount of tax levied for each \$100 of assessed valuations. The tax rate is applied to the assessed valuation to derive the tax levy.

TOWN SUPERVISOR'S BUDGET**TRANSMITTAL LETTER**

The Town Supervisor's letter to the Town Board summarizing critical aspects of the budget including fiscal changes from the current fiscal year, strategic initiatives, goals, objectives, themes and priorities that are encompassed within the Town's budget.

TRANSFER IN/OUT

Amount transferred from one fund to another to assist in financing the services for the recipient fund.

TRUST FUND

A trust fund consists of resources received and held by a government unit as a trustee, to be expended or invested in accordance with the conditions of the trust.

– U –

UNENCUMBERED BALANCE

The amount of an appropriation that is neither expended nor encumbered. It is essentially the amount of money still available for future use.

UNRESERVED FUND BALANCE

The portion of a fund's balance that is not restricted for a specific purpose and is available for general appropriation.

UPGRADE

A positive change in ratings for an issuing entity or a security such as a credit bureau's upgrading of a bond.

USEFUL LIFE

The length of time that a depreciable asset is expected to be useable.

– V –

VARIANCE

Compares the budget with the actual. The effort in government is to stay within budget and to avoid unfavorable variances, that is, where the actual collection or expense is out of line with the budget.

VISION

A long term goal which indicates the intent of the government and what it wants to achieve.

– W –

WORKLOAD INDICATORS

A performance measurement category that compares output to demand (people served, transactions processed, complaints addressed).

– Y –

YEAR-END

This term is used in reference to the end of the fiscal year, for the Town, December 31st.

YEAR-TO-DATE (YTD)

For the period that starts at the beginning of the fiscal year (January 1 for the Town) to the current date.

Appendix A





General Fund Revenue Detail

Object	Description	<u>2015</u> <u>Actual</u>	<u>2016</u> <u>Budget</u>	<u>2016</u> <u>Forecast</u>	<u>2017</u> <u>Budget</u>
<u>A0511-General Fund</u>					
0511R	Appropriated Reserves	0	3,655,107	3,655,106	225,000
Total General Fund		\$0	\$3,655,107	\$3,655,106	\$225,000
<u>A0599-General Fund</u>					
0599R	Appropriated Fund Balance	0	19,507	19,507	0
Total General Fund		\$0	\$19,507	\$19,507	\$0
<u>A1001-General Fund</u>					
1001	Real Property Taxes	39,544,044	39,482,847	39,482,847	42,109,825
Total General Fund		\$39,544,044	\$39,482,847	\$39,482,847	\$42,109,825
<u>A1032-General Fund</u>					
1032	Unpaid Property Clean-up	61,341	20,000	56,380	20,000
Total General Fund		\$61,341	\$20,000	\$56,380	\$20,000
<u>A1035-General Fund</u>					
1035	Court Ordered Receiver	71,061	0	0	0
Total General Fund		\$71,061	\$0	\$0	\$0
<u>A1081-General Fund</u>					
1081	Other Payments Lieu of Taxes	73,545	68,045	68,045	68,045
Total General Fund		\$73,545	\$68,045	\$68,045	\$68,045
<u>A1090-General Fund</u>					
1090	Interest & Penalties	282,273	280,000	300,000	280,000
Total General Fund		\$282,273	\$280,000	\$300,000	\$280,000
<u>A1170-General Fund</u>					
1170	Franchises	4,317,747	4,150,000	4,150,000	4,150,000
Total General Fund		\$4,317,747	\$4,150,000	\$4,150,000	\$4,150,000
<u>A1171-Franchise Government Access</u>					
1171	Franchise Government Access	90,212	93,306	93,306	107,954
Total Franchise Government Access		\$90,212	\$93,306	\$93,306	\$107,954
<u>A1240-General Fund</u>					
1240	Comptroller's Fee - Ret Checks	4,760	1,000	6,000	1,000
Total General Fund		\$4,760	\$1,000	\$6,000	\$1,000
<u>A1255-General Fund</u>					
1255	Clerk Fees	354,633	400,000	360,000	400,000
Total General Fund		\$354,633	\$400,000	\$360,000	\$400,000
<u>A1257-Town Clerk-Publication Fees</u>					
1257	Town Clerk-Publication Fees	3,022	2,000	2,200	3,000
Total Town Clerk-Publication Fees		\$3,022	\$2,000	\$2,200	\$3,000



General Fund Revenue Detail

<u>Object</u>	<u>Description</u>	<u>2015</u> <u>Actual</u>	<u>2016</u> <u>Budget</u>	<u>2016</u> <u>Forecast</u>	<u>2017</u> <u>Budget</u>
<u>A1260-General Fund</u>					
1260	FOIL Request	966	1,000	1,000	1,000
Total General Fund		\$966	\$1,000	\$1,000	\$1,000
<u>A1265-Attorney's Fees</u>					
1265	Town Attorney Fees	59,687	50,000	90,500	50,000
Total Attorney's Fees		\$59,687	\$50,000	\$90,500	\$50,000
<u>A1589-Other Public Safety Income</u>					
1589	Other Public Safety Income	14,090	135,000	100,000	110,000
Total Other Public Safety Income		\$14,090	\$135,000	\$100,000	\$110,000
<u>A1740-General Fund</u>					
1740	Parking Meter Fees	663,905	850,000	700,000	700,000
Total General Fund		\$663,905	\$850,000	\$700,000	\$700,000
<u>A1750-General Fund</u>					
1750	Bus Operations-Fixed Route	163,613	149,000	149,000	165,000
Total General Fund		\$163,613	\$149,000	\$149,000	\$165,000
<u>A1751-Bus Advertising</u>					
1751	Bus Advertising	117,485	100,000	100,000	125,000
Total Bus Advertising		\$117,485	\$100,000	\$100,000	\$125,000
<u>A1752-General Fund</u>					
1752	Bus Operations-Paratransit	87,712	100,000	100,000	100,000
Total General Fund		\$87,712	\$100,000	\$100,000	\$100,000
<u>A1789-Launch Service</u>					
1789	Other Transportation Income	87,870	90,000	90,000	90,000
Total Launch Service		\$87,870	\$90,000	\$90,000	\$90,000
<u>A1973-General Fund</u>					
1973	Sr Citizen Day Care	220,614	225,000	225,000	225,000
Total General Fund		\$220,614	\$225,000	\$225,000	\$225,000
<u>A1974-General Fund</u>					
1974	Sr Citizen Chore	2,270	3,000	3,000	2,000
Total General Fund		\$2,270	\$3,000	\$3,000	\$2,000
<u>A1976-General Fund</u>					
1976	Sr Citizen Nutrition Program	91,766	90,000	90,000	90,000
Total General Fund		\$91,766	\$90,000	\$90,000	\$90,000
<u>A1978-General Fund</u>					
1978	Sr Citizen E.I.S.E.P.	5,145	2,000	2,000	5,000
Total General Fund		\$5,145	\$2,000	\$2,000	\$5,000



General Fund Revenue Detail

<u>Object</u>	<u>Description</u>	<u>2015</u> <u>Actual</u>	<u>2016</u> <u>Budget</u>	<u>2016</u> <u>Forecast</u>	<u>2017</u> <u>Budget</u>
<u>A2001-General Fund</u>					
2001	P&R - Play/Rec Fees	593,168	620,000	620,000	620,000
Total General Fund		\$593,168	\$620,000	\$620,000	\$620,000
<u>A2003-General Fund</u>					
2003	Park Revenues-Corp. Sponsored	8,625	10,000	10,000	10,000
Total General Fund		\$8,625	\$10,000	\$10,000	\$10,000
<u>A2005-General Fund</u>					
2005	Recreation Cards	47,249	70,000	50,000	50,000
Total General Fund		\$47,249	\$70,000	\$50,000	\$50,000
<u>A2006-General Fund</u>					
2006	Parks and Rec - Fee Class	666,658	522,817	600,000	650,000
Total General Fund		\$666,658	\$522,817	\$600,000	\$650,000
<u>A2007-General Fund</u>					
2007	Developmentally Disabled	28,176	26,000	26,000	26,000
Total General Fund		\$28,176	\$26,000	\$26,000	\$26,000
<u>A2008-Dix Hills Park Rec Fees</u>					
2008	Dix Hills Park Rec Fees	669,909	700,000	700,000	700,000
Total Dix Hills Park Rec Fees		\$669,909	\$700,000	\$700,000	\$700,000
<u>A2012-General Fund</u>					
2012	Recreation Concessions	70,125	79,000	79,000	80,000
Total General Fund		\$70,125	\$79,000	\$79,000	\$80,000
<u>A2025-General Fund</u>					
2025	Beach Fees	450,408	350,000	435,000	425,000
Total General Fund		\$450,408	\$350,000	\$435,000	\$425,000
<u>A2026-Dix Hills Park Complex</u>					
2026	Dix Hills Pool Fees	98,033	80,000	120,000	100,000
Total Dix Hills Park Complex		\$98,033	\$80,000	\$120,000	\$100,000
<u>A2040-Marina & Docks</u>					
2040	Marina & Dock Fees	669,308	700,000	700,000	702,000
Total Marina & Docks		\$669,308	\$700,000	\$700,000	\$702,000
<u>A2041-Boat Racks</u>					
2041	Boat Racks	42,100	50,000	62,600	70,000
Total Boat Racks		\$42,100	\$50,000	\$62,600	\$70,000
<u>A2051-Golf Course Green Fees</u>					
2051	Golf Fees	1,591,267	1,700,000	1,500,000	1,640,000
Total Golf Course Green Fees		\$1,591,267	\$1,700,000	\$1,500,000	\$1,640,000



General Fund Revenue Detail

<u>Object</u>	<u>Description</u>	<u>2015</u> <u>Actual</u>	<u>2016</u> <u>Budget</u>	<u>2016</u> <u>Forecast</u>	<u>2017</u> <u>Budget</u>
<u>A2052-Golf Cards</u>					
2052	Golf Cards	51,533	90,000	50,000	75,000
Total Golf Cards		\$51,533	\$90,000	\$50,000	\$75,000
<u>A2065-Dix Hills Park Complex</u>					
2065	Skating Rink Fees	2,173,183	2,400,000	2,300,000	2,300,000
Total Dix Hills Park Complex		\$2,173,183	\$2,400,000	\$2,300,000	\$2,300,000
<u>A2130-General Fund</u>					
2130	Refuse & Garbage Charges	6,829,533	7,769,881	7,000,000	7,769,881
Total General Fund		\$6,829,533	\$7,769,881	\$7,000,000	\$7,769,881
<u>A2131-General Fund</u>					
2131	Town Of Smithtown RRP	4,888,400	5,437,853	5,000,000	5,437,853
Total General Fund		\$4,888,400	\$5,437,853	\$5,000,000	\$5,437,853
<u>A2132-General Fund</u>					
2132	Refuse District Tipping Fees	7,923,959	7,666,001	7,666,001	7,666,001
Total General Fund		\$7,923,959	\$7,666,001	\$7,666,001	\$7,666,001
<u>A2134-General Fund</u>					
2134	Town Of Smithtown ASH	1,896,762	2,043,746	2,043,746	2,043,746
Total General Fund		\$1,896,762	\$2,043,746	\$2,043,746	\$2,043,746
<u>A2135-General Fund</u>					
2135	Resource Recovery Penalty Fee	55,392	30,000	30,000	30,000
Total General Fund		\$55,392	\$30,000	\$30,000	\$30,000
<u>A2211-General Fund</u>					
2211	DP Services Other Govts	35	0	0	0
Total General Fund		\$35	\$0	\$0	\$0
<u>A2376-Refuse & Garb Serv, Other Gov</u>					
2376	Refuse & Garb Serv, Other Gov	103,824	101,357	373,200	101,357
Total Refuse & Garb Serv, Other Gov		\$103,824	\$101,357	\$373,200	\$101,357
<u>A2389-Misc Revenue, Other Government</u>					
2389	Misc Revenue, Other Government	26,082	27,000	27,000	27,000
Total Misc Revenue, Other Government		\$26,082	\$27,000	\$27,000	\$27,000
<u>A2401-General Fund</u>					
2401	Interest & Earnings	135,954	180,000	225,000	180,000
Total General Fund		\$135,954	\$180,000	\$225,000	\$180,000
<u>A2402-General Fund</u>					
2402	Earn/Invest Capital Fund	20,956	28,000	15,000	0
Total General Fund		\$20,956	\$28,000	\$15,000	\$0



General Fund Revenue Detail

Object	Description	<u>2015</u> <u>Actual</u>	<u>2016</u> <u>Budget</u>	<u>2016</u> <u>Forecast</u>	<u>2017</u> <u>Budget</u>
<u>A2405-General Fund</u>					
2405	Interest/Env Open Space Resrve	50,693	0	33,500	0
Total General Fund		\$50,693	\$0	\$33,500	\$0
<u>A2408-General Fund</u>					
2408	Interest/Miscellaneous Reserve	17,710	0	10,000	0
Total General Fund		\$17,710	\$0	\$10,000	\$0
<u>A2410-Rental of Real Property</u>					
2410	Rental of Real Property	424,147	368,312	368,312	374,918
Total Rental of Real Property		\$424,147	\$368,312	\$368,312	\$374,918
<u>A2411-Organic Garden Rental</u>					
2411	Organic Garden Rental	7,210	7,000	7,000	7,000
Total Organic Garden Rental		\$7,210	\$7,000	\$7,000	\$7,000
<u>A2414-General Fund</u>					
2414	Tower Rental	356,469	347,000	360,000	303,000
Total General Fund		\$356,469	\$347,000	\$360,000	\$303,000
<u>A2440-General Fund</u>					
2440	Rental, Other	11,360	0	4,512	0
Total General Fund		\$11,360	\$0	\$4,512	\$0
<u>A2540-General Fund</u>					
2540	BINGO Licenses	14,122	13,500	13,500	14,000
Total General Fund		\$14,122	\$13,500	\$13,500	\$14,000
<u>A2543-General Fund</u>					
2543	Dogs Other	12,735	16,200	16,200	18,000
Total General Fund		\$12,735	\$16,200	\$16,200	\$18,000
<u>A2544-General Fund</u>					
2544	Dog Licenses Fees	7,198	7,000	7,000	10,000
Total General Fund		\$7,198	\$7,000	\$7,000	\$10,000
<u>A2545-Town Dog Licenses</u>					
2545	Other Licences	6,915	6,500	6,500	9,000
Total Town Dog Licenses		\$6,915	\$6,500	\$6,500	\$9,000
<u>A2556-General Fund</u>					
2556	Parking Permits	950,250	905,000	905,000	950,000
Total General Fund		\$950,250	\$905,000	\$905,000	\$950,000
<u>A2588-General Fund</u>					
2588	Mooring Permits	18,651	20,000	20,000	20,000
Total General Fund		\$18,651	\$20,000	\$20,000	\$20,000



General Fund Revenue Detail

<u>Object</u>	<u>Description</u>	<u>2015</u> <u>Actual</u>	<u>2016</u> <u>Budget</u>	<u>2016</u> <u>Forecast</u>	<u>2017</u> <u>Budget</u>
<u>A2591-Charges for Services- Prog Rev</u>					
2591	Oil Transfer Permits	3,043	0	0	0
Total Charges for Services- Prog Rev		\$3,043	\$0	\$0	\$0
<u>A2592-Film Permits</u>					
2592	Film Permits	7,500	5,000	5,000	5,000
Total Film Permits		\$7,500	\$5,000	\$5,000	\$5,000
<u>A2610-General Fund</u>					
2610	Fines & Forfeited Bail	274,875	250,000	250,000	275,000
Total General Fund		\$274,875	\$250,000	\$250,000	\$275,000
<u>A2611-General Fund</u>					
2611	Parking Violations Fines	806,545	1,250,000	850,000	1,000,000
Total General Fund		\$806,545	\$1,250,000	\$850,000	\$1,000,000
<u>A2615-General Fund</u>					
2615	Impound Fee	50	0	0	0
Total General Fund		\$50	\$0	\$0	\$0
<u>A2650-General Fund</u>					
2650	Sale of Scrap & Exc Matl	23,533	25,000	34,000	25,000
Total General Fund		\$23,533	\$25,000	\$34,000	\$25,000
<u>A2651-General Fund</u>					
2651	Sales Of Recycled Materials	5,636	13,200	5,000	13,200
Total General Fund		\$5,636	\$13,200	\$5,000	\$13,200
<u>A2653-General Fund</u>					
2653	Sale Of Compost	5,700	8,000	8,000	8,000
Total General Fund		\$5,700	\$8,000	\$8,000	\$8,000
<u>A2655-General Fund</u>					
2655	Minor Sales, Other	4,800	8,000	8,000	8,000
Total General Fund		\$4,800	\$8,000	\$8,000	\$8,000
<u>A2660-General Fund</u>					
2660	Sale Of Property	141,000	0	0	0
Total General Fund		\$141,000	\$0	\$0	\$0
<u>A2665-General Fund</u>					
2665	Sale Of Equipment	10,513	5,000	5,000	5,000
Total General Fund		\$10,513	\$5,000	\$5,000	\$5,000
<u>A2680-General Fund</u>					
2680	Insurance Recoveries	145,884	200,000	300,000	200,000
Total General Fund		\$145,884	\$200,000	\$300,000	\$200,000



General Fund Revenue Detail

<u>Object</u>	<u>Description</u>	<u>2015</u> <u>Actual</u>	<u>2016</u> <u>Budget</u>	<u>2016</u> <u>Forecast</u>	<u>2017</u> <u>Budget</u>
<u>A2690-General Fund</u>					
2690	Other Compensation For Loss	130,946	20,000	220,000	20,000
Total General Fund		\$130,946	\$20,000	\$220,000	\$20,000
<u>A2701-General Fund</u>					
2701	Refund Of PR YRS Expend	39,476	0	13,005	0
Total General Fund		\$39,476	\$0	\$13,005	\$0
<u>A2705-General Fund</u>					
2705	Gifts & Donations	20,475	10,400	12,500	0
Total General Fund		\$20,475	\$10,400	\$12,500	\$0
<u>A2709-General Fund</u>					
2709	Employee/Retiree Contributions	976,986	850,000	850,000	675,000
Total General Fund		\$976,986	\$850,000	\$850,000	\$675,000
<u>A2770-General Fund</u>					
2770	Unclassified Revenues	79,601	45,000	45,000	20,000
Total General Fund		\$79,601	\$45,000	\$45,000	\$20,000
<u>A2772-Fire Zone/Lane Trust</u>					
2772	Fire Zone/Lane	63,750	63,750	63,750	63,750
Total Fire Zone/Lane Trust		\$63,750	\$63,750	\$63,750	\$63,750
<u>A3001-General Fund</u>					
3001	State Aid, Per Capita	1,067,256	1,067,256	1,067,256	1,067,256
Total General Fund		\$1,067,256	\$1,067,256	\$1,067,256	\$1,067,256
<u>A3005-General Fund</u>					
3005	State Aid, Mortgage Tax	7,376,881	7,500,000	8,000,000	7,500,000
Total General Fund		\$7,376,881	\$7,500,000	\$8,000,000	\$7,500,000
<u>A3089-General Fund</u>					
3089	State Aid, Other	1,718	0	0	0
Total General Fund		\$1,718	\$0	\$0	\$0
<u>A3594-General Fund</u>					
3594	State Aid Bus Operations	731,937	717,585	717,585	717,585
Total General Fund		\$731,937	\$717,585	\$717,585	\$717,585
<u>A3595-General Fund</u>					
3595	County Aid, Bus Operations	79,871	71,500	71,500	71,500
Total General Fund		\$79,871	\$71,500	\$71,500	\$71,500
<u>A3773-General Fund</u>					
3773	County Aid SR Citz Day Care	2,602	0	0	0
Total General Fund		\$2,602	\$0	\$0	\$0



General Fund Revenue Detail

<u>Object</u>	<u>Description</u>	<u>2015</u> <u>Actual</u>	<u>2016</u> <u>Budget</u>	<u>2016</u> <u>Forecast</u>	<u>2017</u> <u>Budget</u>
<u>A3774-General Fund</u>					
3774	County Aid Chore	2,416	2,500	2,500	2,500
Total General Fund		\$2,416	\$2,500	\$2,500	\$2,500
<u>A3776-General Fund</u>					
3776	County Aid Nutrition Program	112,112	118,000	118,000	118,000
Total General Fund		\$112,112	\$118,000	\$118,000	\$118,000
<u>A3777-General Fund</u>					
3777	County Aid Home Aide	26,578	25,500	25,500	25,500
Total General Fund		\$26,578	\$25,500	\$25,500	\$25,500
<u>A3778-General Fund</u>					
3778	County Aid - EISEP	60,310	60,000	60,000	60,000
Total General Fund		\$60,310	\$60,000	\$60,000	\$60,000
<u>A3821-General Fund</u>					
3821	State Aid Youth Services	137,831	141,831	141,831	141,831
Total General Fund		\$137,831	\$141,831	\$141,831	\$141,831
<u>A3831-General Fund</u>					
3831	County Aid Youth Services	238,677	305,531	305,531	305,531
Total General Fund		\$238,677	\$305,531	\$305,531	\$305,531
<u>A3833-General Fund</u>					
3833	Other Aid Yth Serv-Village	750	750	750	750
Total General Fund		\$750	\$750	\$750	\$750
<u>A3889-General Fund</u>					
3889	St Aid Prog for Dev Disabled	48,672	50,000	50,000	50,000
Total General Fund		\$48,672	\$50,000	\$50,000	\$50,000
<u>A3915-General Fund</u>					
3915	St Aid, Clean Air Clean Water	10,014	0	0	0
Total General Fund		\$10,014	\$0	\$0	\$0
<u>A3989-General Fund</u>					
3989	State Aid, Other Home & Comm	0	11,939	11,939	30,000
Total General Fund		\$0	\$11,939	\$11,939	\$30,000
<u>A4773-Fed Aid - Soc Model Adult D/C</u>					
4773	Fed Aid - Soc Model Adult D/C	7,806	10,000	10,000	10,000
Total Fed Aid - Soc Model Adult D/C		\$7,806	\$10,000	\$10,000	\$10,000
<u>A4774-General Fund</u>					
4774	Federal Aid CHORE	21,743	22,000	22,000	22,000
Total General Fund		\$21,743	\$22,000	\$22,000	\$22,000



General Fund Revenue Detail

<u>Object</u>	<u>Description</u>	<u>2015</u> <u>Actual</u>	<u>2016</u> <u>Budget</u>	<u>2016</u> <u>Forecast</u>	<u>2017</u> <u>Budget</u>
<u>A4776-General Fund</u>					
4776	Federal Aid Nutrition Program	161,134	185,000	185,000	185,000
Total General Fund		\$161,134	\$185,000	\$185,000	\$185,000
<u>A4785-General Fund</u>					
4785	Federal Aid - FEMA	86,124	0	0	0
Total General Fund		\$86,124	\$0	\$0	\$0
<u>A4789-General Fund</u>					
4789	Federal Aid Project Play	42,636	48,000	48,000	48,000
Total General Fund		\$42,636	\$48,000	\$48,000	\$48,000
<u>A4820-General Fund</u>					
4820	Federal Aid Sanctuary Program	203,056	200,000	200,000	200,000
Total General Fund		\$203,056	\$200,000	\$200,000	\$200,000
<u>A4831-General Fund</u>					
4831	Fed Aid Drug & Alcohol	527,460	527,462	527,462	527,462
Total General Fund		\$527,460	\$527,462	\$527,462	\$527,462
<u>A4989-General Fund</u>					
4989	Federal Aid Fish & Wildlife	585	0	0	0
Total General Fund		\$585	\$0	\$0	\$0
<u>A5031-General Fund</u>					
5031	Interfund Transfers	4,150,647	4,469,548	4,469,548	4,763,246
Total General Fund		\$4,150,647	\$4,469,548	\$4,469,548	\$4,763,246
<u>A5033-General Fund</u>					
5033	Capital Project Transfers	881,630	65,347	65,347	0
Total General Fund		\$881,630	\$65,347	\$65,347	\$0
Fund Total		\$95,956,618	\$100,692,079	\$99,996,966	\$99,601,691



General Fund Expenditures Detail

<u>Object</u>	<u>Description</u>	<u>2015 Actual</u>	<u>2016 Budget</u>	<u>2016 Forecast</u>	<u>2017 Budget</u>
<u>A1010-Town Board</u>					
1100	Regular Salaries	652,457	665,537	665,537	665,537
1400	Summer Casual Salaries	16,040	16,240	16,700	12,000
4110	Office Supplies	324	500	500	1,500
4210	Telephone	1,019	1,000	1,000	1,000
4400	Travel Expenses	2,320	3,000	3,000	3,000
4500	Printing	0	0	0	250
4530	Books	259	260	260	250
4610	Supplies	0	0	0	500
8020	Social Security	49,141	51,832	51,832	51,832
8021	MTA Tax	2,196	2,304	2,304	2,304
Total Town Board		\$723,755	\$740,673	\$741,133	\$738,173
<u>A1130-Traffic Violations Board</u>					
1150	Permanent Part Time Salaries	14,198	15,000	15,000	15,000
4550	Outside Professional	95,201	100,000	100,000	117,800
8020	Social Security	940	1,148	1,148	1,148
8021	MTA Tax	42	51	51	51
Total Traffic Violations Board		\$110,381	\$116,199	\$116,199	\$133,999
<u>A1220-Supervisor</u>					
1100	Regular Salaries	553,921	547,281	547,281	550,684
1150	Permanent Part Time Salaries	0	26,000	26,000	0
1175	Part Time Salaries	4,919	12,000	12,000	0
4110	Office Supplies	111	1,960	1,960	500
4400	Travel Expenses	0	90	90	100
4530	Books	259	260	260	250
4720	Conferences & Dues	1,326	500	500	500
4950	Other	45	40	40	500
8020	Social Security	35,391	41,867	41,867	42,127
8021	MTA Tax	1,894	1,861	1,861	1,872
Total Supervisor		\$597,866	\$631,859	\$631,859	\$596,533
<u>A1225-Constituent Services</u>					
1100	Regular Salaries	162,611	139,025	139,025	174,794
1150	Permanent Part Time Salaries	23,212	25,100	25,100	28,600
8020	Social Security	13,543	15,560	15,560	15,560
8021	MTA Tax	612	692	692	692
Total Constituent Services		\$199,978	\$180,377	\$180,377	\$219,646



General Fund Expenditures Detail

Object	Description	<u>2015</u> <u>Actual</u>	<u>2016</u> <u>Budget</u>	<u>2016</u> <u>Forecast</u>	<u>2017</u> <u>Budget</u>
<u>A1315-Comptroller</u>					
1100	Regular Salaries	796,361	809,265	809,265	830,485
1300	Overtime Salaries	17	82	82	0
1400	Summer Casual Salaries	936	2,000	2,000	2,000
4000	Credit Card Fees	240	500	500	500
4110	Office Supplies	996	1,000	1,000	1,000
4115	Small Furn & Office Equip	335	250	250	250
4122	Computer Supp, Software	0	1,000	1,000	1,000
4400	Travel Expenses	161	668	750	750
4510	Equip Supplies, Repairs & Main	130	0	0	0
4530	Books	388	750	750	750
4550	Outside Professional	89,819	110,000	110,000	110,000
4720	Conferences & Dues	2,910	3,000	3,000	3,000
8020	Social Security	57,665	64,867	64,867	63,322
8021	MTA Tax	2,652	2,883	2,883	2,814
Total Comptroller		<u>\$952,610</u>	<u>\$996,265</u>	<u>\$996,347</u>	<u>\$1,015,871</u>
<u>A1316-Payroll</u>					
1100	Regular Salaries	136,618	140,072	140,072	143,503
1300	Overtime Salaries	156	1,500	1,500	1,500
2210	Computer, Software & Printers	3,926	0	0	0
4110	Office Supplies	4,865	500	500	500
4400	Travel Expenses	0	100	100	100
4550	Outside Professional	0	7,700	7,700	10,000
4570	Service Contracts	25,250	0	0	0
4720	Conferences & Dues	419	750	750	750
8020	Social Security	10,083	10,830	10,830	11,093
8021	MTA Tax	453	481	481	493
Total Payroll		<u>\$181,770</u>	<u>\$161,933</u>	<u>\$161,933</u>	<u>\$167,939</u>



General Fund Expenditures Detail

<u>Object</u>	<u>Description</u>	<u>2015</u> <u>Actual</u>	<u>2016</u> <u>Budget</u>	<u>2016</u> <u>Forecast</u>	<u>2017</u> <u>Budget</u>
<u>A1330-Receiver Of Taxes</u>					
1100	Regular Salaries	492,851	485,496	485,496	491,641
1175	Part Time Salaries	28,520	30,000	30,000	30,000
1300	Overtime Salaries	23,715	24,000	24,000	24,000
4110	Office Supplies	2,470	3,000	3,000	3,000
4115	Small Furn & Office Equip	0	300	300	300
4130	Postage	70,428	65,000	65,000	66,000
4290	Other Equipment Rental	2,682	2,988	2,988	2,988
4500	Printing	6,610	5,500	5,500	5,500
4510	Equip Supplies, Repairs & Main	262	100	100	100
4570	Service Contracts	432	900	900	900
4700	Advertising	169	100	100	100
8020	Social Security	40,245	41,145	41,145	41,742
8021	MTA Tax	1,924	1,829	1,829	1,855
Total Receiver Of Taxes		\$670,308	\$660,358	\$660,358	\$668,126
<u>A1345-Purchasing</u>					
1100	Regular Salaries	272,494	264,573	264,573	271,107
1300	Overtime Salaries	0	500	500	500
2200	Office Equipment	0	500	500	500
4110	Office Supplies	776	1,250	1,250	1,250
4400	Travel Expenses	0	500	500	500
4530	Books	229	250	250	250
4700	Advertising	2,815	6,000	6,000	6,000
4720	Conferences & Dues	290	1,000	1,000	1,000
8020	Social Security	20,312	20,278	20,278	20,778
8021	MTA Tax	906	901	901	923
Total Purchasing		\$297,822	\$295,752	\$295,752	\$302,808



General Fund Expenditures Detail

Object	Description	<u>2015</u> <u>Actual</u>	<u>2016</u> <u>Budget</u>	<u>2016</u> <u>Forecast</u>	<u>2017</u> <u>Budget</u>
<u>A1355-Assessor</u>					
1100	Regular Salaries	648,890	619,184	619,184	653,190
1150	Permanent Part Time Salaries	82,715	95,000	95,000	95,000
1175	Part Time Salaries	2,700	5,000	5,000	5,000
1400	Summer Casual Salaries	3,456	10,000	0	10,000
2200	Office Equipment	590	0	0	0
4110	Office Supplies	1,179	6,000	6,000	6,000
4115	Small Furn & Office Equip	0	500	500	500
4400	Travel Expenses	1,104	1,500	1,500	1,500
4500	Printing	166	1,000	1,000	1,000
4530	Books	445	1,500	1,500	1,500
4550	Outside Professional	202,080	205,000	205,000	250,000
4570	Service Contracts	0	750	750	750
4700	Advertising	119	150	150	150
4720	Conferences & Dues	1,995	2,000	2,000	2,000
4850	Tuition	400	2,000	2,000	2,000
8020	Social Security	53,839	60,665	60,665	58,384
8021	MTA Tax	2,479	2,696	2,696	2,595
Total Assessor		<u>\$1,002,157</u>	<u>\$1,012,945</u>	<u>\$1,002,945</u>	<u>\$1,089,569</u>
<u>A1356-Assessment Review Board</u>					
1100	Regular Salaries	50,200	52,000	52,000	52,000
4110	Office Supplies	0	100	100	100
4460	Outside Stenographic	4,034	2,000	2,000	6,400
8020	Social Security	3,840	3,978	3,978	3,978
8021	MTA Tax	171	177	177	177
Total Assessment Review Board		<u>\$58,245</u>	<u>\$58,255</u>	<u>\$58,255</u>	<u>\$62,655</u>
<u>A1357-Star Exemption</u>					
1100	Regular Salaries	57,479	59,102	59,102	60,551
4110	Office Supplies	0	500	500	500
4130	Postage	4,573	5,000	5,000	5,000
8020	Social Security	4,128	4,521	4,521	4,632
8021	MTA Tax	186	201	201	206
Total Star Exemption		<u>\$66,365</u>	<u>\$69,324</u>	<u>\$69,324</u>	<u>\$70,889</u>
<u>A1380-Fiscal Agent Fees</u>					
4600	Bond & Note Issue & Serv Exp	47,780	35,000	35,000	35,000
Total Fiscal Agent Fees		<u>\$47,780</u>	<u>\$35,000</u>	<u>\$35,000</u>	<u>\$35,000</u>



General Fund Expenditures Detail

<u>Object</u>	<u>Description</u>	<u>2015</u> <u>Actual</u>	<u>2016</u> <u>Budget</u>	<u>2016</u> <u>Forecast</u>	<u>2017</u> <u>Budget</u>
<u>A1410-Town Clerk</u>					
1100	Regular Salaries	570,663	530,080	530,080	535,933
1150	Permanent Part Time Salaries	15,401	25,337	25,336	15,500
1175	Part Time Salaries	19,482	20,414	20,414	36,500
1300	Overtime Salaries	4,020	5,000	5,000	5,000
1400	Summer Casual Salaries	35,715	8,250	8,250	10,000
2200	Office Equipment	585	0	0	0
4110	Office Supplies	5,296	5,000	5,000	5,000
4500	Printing	2,479	3,000	3,000	3,000
4510	Equip Supplies, Repairs & Main	0	750	750	750
4530	Books	29	150	150	150
4720	Conferences & Dues	1,610	2,000	2,000	2,000
8020	Social Security	47,691	44,912	44,912	46,124
8021	MTA Tax	2,153	1,996	1,996	2,050
Total Town Clerk		\$705,124	\$646,888	\$646,888	\$662,007
<u>A1411-Town Clerk Record Center</u>					
1100	Regular Salaries	92,353	94,962	94,962	97,361
1150	Permanent Part Time Salaries	26,927	20,020	20,020	35,915
1175	Part Time Salaries	8,122	15,895	15,895	0
4110	Office Supplies	1,571	2,000	2,000	2,000
4190	Celebrations	0	1,000	0	1,000
4720	Conferences & Dues	685	1,000	1,000	1,000
8020	Social Security	9,639	10,012	10,012	10,196
8021	MTA Tax	432	445	445	453
Total Town Clerk Record Center		\$139,728	\$145,334	\$144,334	\$147,925
<u>A1412-Town Board Meetings & Admin</u>					
4110	Office Supplies	144	500	500	500
4460	Outside Stenographic	15,584	20,517	20,517	20,000
4530	Books	28,582	22,659	22,659	22,000
4700	Advertising	41,659	43,000	43,000	43,000
Total Town Board Meetings & Admin		\$85,968	\$86,675	\$86,675	\$85,500
<u>A1415-Commuter Parking</u>					
1100	Regular Salaries	108,419	155,571	155,571	161,460
1175	Part Time Salaries	3,755	0	0	2,000
1300	Overtime Salaries	487	1,235	1,235	1,000
4110	Office Supplies	488	350	350	500
4500	Printing	12,499	13,915	13,915	14,000
8020	Social Security	8,284	11,824	11,824	12,581
8021	MTA Tax	400	526	526	559
Total Commuter Parking		\$134,332	\$183,421	\$183,421	\$192,100



General Fund Expenditures Detail

<u>Object</u>	<u>Description</u>	<u>2015</u> <u>Actual</u>	<u>2016</u> <u>Budget</u>	<u>2016</u> <u>Forecast</u>	<u>2017</u> <u>Budget</u>
<u>A1420-Town Attorney</u>					
1100	Regular Salaries	1,313,750	1,367,426	1,367,426	1,373,758
1150	Permanent Part Time Salaries	225,934	340,266	340,266	340,000
1400	Summer Casual Salaries	4,136	4,735	4,735	5,000
4110	Office Supplies	1,698	1,000	1,000	1,000
4400	Travel Expenses	4,599	3,000	3,000	5,000
4460	Outside Stenographic	18,037	27,000	27,000	30,000
4500	Printing	5,141	8,425	8,425	9,000
4510	Equip Supplies, Repairs & Main	0	575	0	0
4530	Books	25,987	35,000	35,000	35,000
4550	Outside Professional	98,258	139,540	144,540	170,000
4551	Outside Professional - Legal	778,860	888,783	884,000	720,000
4700	Advertising	950	2,800	2,800	500
4720	Conferences & Dues	822	3,000	3,000	3,000
8020	Social Security	109,442	124,915	124,915	131,485
8021	MTA Tax	5,183	5,552	5,552	5,844
Total Town Attorney		\$2,592,796	\$2,952,015	\$2,951,658	\$2,829,587
<u>A1430-Personnel</u>					
1100	Regular Salaries	310,775	319,723	319,723	323,356
1300	Overtime Salaries	4,451	4,950	4,950	3,000
1400	Summer Casual Salaries	4,033	3,500	3,654	2,500
2200	Office Equipment	0	680	650	0
4110	Office Supplies	0	300	300	500
4400	Travel Expenses	779	1,300	1,300	1,500
4550	Outside Professional	9,525	17,750	16,850	7,500
4700	Advertising	0	1,100	2,000	2,000
4720	Conferences & Dues	490	1,720	1,720	2,000
8020	Social Security	22,740	24,582	24,582	25,157
8021	MTA Tax	1,071	1,093	1,093	1,118
Total Personnel		\$353,863	\$376,698	\$376,822	\$368,631
<u>A1431-Union Representatives</u>					
1100	Regular Salaries	298,388	291,828	291,828	186,115
8020	Social Security	21,871	22,325	22,325	14,238
8021	MTA Tax	1,129	992	992	633
Total Union Representatives		\$321,388	\$315,145	\$315,145	\$200,986



General Fund Expenditures Detail

<u>Object</u>	<u>Description</u>	<u>2015</u> <u>Actual</u>	<u>2016</u> <u>Budget</u>	<u>2016</u> <u>Forecast</u>	<u>2017</u> <u>Budget</u>
<u>A1440-Town Engineer</u>					
1100	Regular Salaries	751,391	920,512	920,512	845,229
1150	Permanent Part Time Salaries	1,543	378	378	0
1300	Overtime Salaries	687	5,000	1,500	5,000
1400	Summer Casual Salaries	3,500	4,622	3,500	5,000
2316	Leased Equipment	0	4,000	0	4,000
4110	Office Supplies	3,766	1,500	1,500	1,500
4400	Travel Expenses	0	1,000	0	1,000
4470	Uniforms	0	500	0	500
4490	Drafting	432	1,000	1,000	1,000
4510	Equip Supplies, Repairs & Main	250	500	500	500
4530	Books	0	1,000	1,000	1,000
4550	Outside Professional	8,539	45,000	45,000	35,000
4570	Service Contracts	1,575	2,040	2,040	2,040
4580	Laboratory Supplies	288	1,000	1,000	1,000
4720	Conferences & Dues	645	2,000	2,000	2,000
4770	Small Tools & Equipment	0	1,000	1,000	1,000
8020	Social Security	54,049	68,059	68,059	65,425
8021	MTA Tax	2,557	3,025	3,025	2,908
Total Town Engineer		\$829,222	\$1,062,136	\$1,052,014	\$974,102
<u>A1490-General Service Administration</u>					
1100	Regular Salaries	626,911	507,738	507,738	474,910
1150	Permanent Part Time Salaries	4,673	0	0	0
1300	Overtime Salaries	3,661	1,000	1,000	1,000
4400	Travel Expenses	0	500	500	0
8020	Social Security	46,559	50,056	50,056	36,407
8021	MTA Tax	2,127	2,225	2,225	1,618
Total General Service Administration		\$683,930	\$561,519	\$561,519	\$513,935



General Fund Expenditures Detail

<u>Object</u>	<u>Description</u>	<u>2015</u> <u>Actual</u>	<u>2016</u> <u>Budget</u>	<u>2016</u> <u>Forecast</u>	<u>2017</u> <u>Budget</u>
<u>A1621-Building and Grounds</u>					
1100	Regular Salaries	5,091,051	5,204,310	5,203,101	5,194,237
1150	Permanent Part Time Salaries	10,440	7,500	7,500	7,500
1200	Non-Permanent Salaries	96,233	80,000	120,000	80,000
1300	Overtime Salaries	506,245	185,000	400,000	185,000
1400	Summer Casual Salaries	62,726	70,000	20,000	70,000
2100	Furniture and Furnishings	1,600	3,000	2,500	2,500
2102	Building Improvements	0	30,170	30,170	0
2400	Communication Equipment	0	3,300	3,300	0
2600	Equipment & Machinery	9,058	6,200	5,000	1,500
4110	Office Supplies	0	0	0	500
4115	Small Furn & Office Equip	399	3,000	3,000	3,000
4120	Fuel for Vehicle & Equipment	247,510	380,500	330,000	390,000
4210	Telephone	324,563	325,000	320,000	325,000
4220	Electric (LIPA)	833,298	811,875	811,875	850,000
4230	Water	63,089	45,000	45,000	45,000
4280	Protections Systems Rentals	16,437	25,000	25,000	20,000
4290	Other Equipment Rental	6,257	7,000	7,000	5,000
4350	Snow Removal Materials	14,962	6,015	6,015	15,000
4420	Subcontract Cost	144,550	154,895	154,895	150,000
4470	Uniforms	18,711	20,000	20,000	20,000
4510	Equip Supplies, Repairs & Main	60,821	71,700	71,700	75,000
4520	Vehicle Repairs, Supplies	0	-3,515	0	0
4550	Outside Professional	45,507	49,885	49,885	60,000
4570	Service Contracts	14,095	21,800	21,800	26,800
4620	Medical & Safety Supplies	1,970	2,500	2,500	5,000
4630	Playground & Rec Supplies	40,978	52,300	52,300	50,000
4640	Lighting & Electric Supplies	30,914	30,000	30,000	30,000
4650	Building Repair, Maint & Supp	211,079	213,500	213,500	185,000
4660	Heating Oil	60,897	100,000	65,000	100,000
4665	Natural Gas	133,137	165,000	135,000	165,000
4670	Signs,Road Paint & Markings	3,071	6,000	6,000	1,500
4680	Surfacing Materials	4,766	5,000	5,000	5,000
4690	Fertilizer, Seed & Sod	30,053	37,500	37,500	40,000
4720	Conferences & Dues	0	0	0	1,000
4770	Small Tools & Equipment	14,192	11,000	11,000	15,000
4990	Refuse Disposal Charges	34,705	30,000	30,000	30,000
8020	Social Security	426,874	422,320	422,320	423,407
8021	MTA Tax	19,526	18,770	18,770	18,818
Total Building and Grounds		\$8,579,715	\$8,601,525	\$8,686,631	\$8,595,762



General Fund Expenditures Detail

<u>Object</u>	<u>Description</u>	<u>2015</u> <u>Actual</u>	<u>2016</u> <u>Budget</u>	<u>2016</u> <u>Forecast</u>	<u>2017</u> <u>Budget</u>
<u>A1624-Heckscher Amphitheater</u>					
2600	Equipment & Machinery	2,992	1,000	0	0
4110	Office Supplies	0	50	50	50
4115	Small Furn & Office Equip	0	500	500	500
4122	Computer Supp, Software	441	550	550	250
4290	Other Equipment Rental	2,979	4,700	4,700	5,000
4400	Travel Expenses	0	175	175	500
4470	Uniforms	197	200	200	200
4510	Equip Supplies, Repairs & Main	2,685	1,500	1,500	2,500
4550	Outside Professional	1,150	1,825	1,825	1,500
4640	Lighting & Electric Supplies	1,000	1,000	1,000	1,000
4770	Small Tools & Equipment	313	500	500	500
Total Heckscher Amphitheater		\$11,757	\$12,000	\$11,000	\$12,000
<u>A1625-Vehicle Maintenance</u>					
1100	Regular Salaries	727,504	707,693	707,693	717,378
1300	Overtime Salaries	45,258	10,000	10,000	10,000
2313	Leased Motor Vehicles	16,806	120,000	120,000	120,000
2600	Equipment & Machinery	3,125	0	0	0
4122	Computer Supp, Software	0	1,500	1,500	1,500
4470	Uniforms	2,360	2,500	2,500	2,500
4510	Equip Supplies, Repairs & Main	4,798	13,700	13,700	20,000
4520	Vehicle Repairs, Supplies	242,708	244,917	244,917	235,000
4770	Small Tools & Equipment	3,150	5,000	5,000	5,000
4990	Refuse Disposal Charges	0	500	500	0
8020	Social Security	57,420	56,116	56,116	55,644
8021	MTA Tax	2,663	2,494	2,494	2,473
Total Vehicle Maintenance		\$1,105,793	\$1,164,420	\$1,164,420	\$1,169,495
<u>A1660-Central Supply/Mailroom</u>					
1100	Regular Salaries	179,386	184,525	184,525	189,151
1300	Overtime Salaries	669	1,500	1,675	0
4110	Office Supplies	82,304	91,150	90,700	90,000
4130	Postage	123,799	125,000	125,000	125,000
4290	Other Equipment Rental	7,143	7,350	7,350	10,000
4570	Service Contracts	5,562	7,500	7,500	7,500
8020	Social Security	13,292	14,116	14,116	14,470
8021	MTA Tax	596	627	627	643
Total Central Supply/Mailroom		\$412,751	\$431,768	\$431,493	\$436,764



General Fund Expenditures Detail

<u>Object</u>	<u>Description</u>	<u>2015</u> <u>Actual</u>	<u>2016</u> <u>Budget</u>	<u>2016</u> <u>Forecast</u>	<u>2017</u> <u>Budget</u>
<u>A1670-Copy Center</u>					
2316	Leased Equipment	197,349	209,000	209,000	209,000
4110	Office Supplies	32,593	35,000	35,000	35,000
4550	Outside Professional	4,268	7,000	7,000	7,000
Total Copy Center		\$234,210	\$251,000	\$251,000	\$251,000
<u>A1680-Information Technology</u>					
1100	Regular Salaries	1,169,518	1,127,488	1,127,488	1,105,844
1150	Permanent Part Time Salaries	31,314	38,816	38,816	42,500
1300	Overtime Salaries	15,668	15,000	15,000	12,000
1400	Summer Casual Salaries	3,213	3,000	3,000	3,000
2220	Townwide Computerization	150,245	66,000	66,000	57,000
4110	Office Supplies	9,828	11,000	6,000	9,000
4115	Small Furn & Office Equip	457	0	0	0
4122	Computer Supp, Software	136,684	88,699	88,700	67,000
4400	Travel Expenses	514	2,250	2,250	1,000
4510	Equip Supplies, Repairs & Main	6,585	10,000	10,000	10,000
4550	Outside Professional	59,619	271,206	270,000	95,000
4570	Service Contracts	529,182	754,882	750,000	690,000
4720	Conferences & Dues	955	2,000	2,000	1,000
4850	Tuition	3,135	11,000	11,000	5,000
8020	Social Security	89,209	92,113	92,113	91,958
8021	MTA Tax	4,108	4,088	4,088	4,087
Total Information Technology		\$2,210,234	\$2,497,542	\$2,486,455	\$2,194,389
<u>A1910-Unallocated Insurance</u>					
4150	Insurance	324,718	341,882	340,000	360,000
Total Unallocated Insurance		\$324,718	\$341,882	\$340,000	\$360,000
<u>A1920-Municipal Association Dues</u>					
4720	Conferences & Dues	6,836	8,500	8,500	9,000
Total Municipal Association Dues		\$6,836	\$8,500	\$8,500	\$9,000
<u>A1930-Judgements and Claims</u>					
4160	Judgements & Claims	716,405	775,000	775,000	300,000
Total Judgements and Claims		\$716,405	\$775,000	\$775,000	\$300,000
<u>A1940-Purchase of Land</u>					
2109	Purchase of Open Space Land	0	1,500,000	0	1,500,000
Total Purchase of Land		\$0	\$1,500,000	\$0	\$1,500,000
<u>A1950-Taxes & Assessment/Muni Prop</u>					
4170	Taxes & Assmts On Muni Prop	12,273	12,100	12,100	20,000
Total Taxes & Assessment/Muni Prop		\$12,273	\$12,100	\$12,100	\$20,000



General Fund Expenditures Detail

Object	Description	<u>2015</u> <u>Actual</u>	<u>2016</u> <u>Budget</u>	<u>2016</u> <u>Forecast</u>	<u>2017</u> <u>Budget</u>
<u>A1989-Other General Gov Support</u>					
4180	Employee Assistance Program	11,500	16,400	16,400	20,000
Total Other General Gov Support		<u>\$11,500</u>	<u>\$16,400</u>	<u>\$16,400</u>	<u>\$20,000</u>
<u>A1990-Contingency</u>					
1100	Regular Salaries	0	266,177	100,000	0
4010	Contingency	0	22,525	0	0
Total Contingency		<u>\$0</u>	<u>\$288,702</u>	<u>\$100,000</u>	<u>\$0</u>
<u>A3010-Public Safety Administration</u>					
1100	Regular Salaries	2,034,571	2,030,202	2,030,202	2,065,906
1150	Permanent Part Time Salaries	531,298	300,000	300,000	600,000
1300	Overtime Salaries	173,370	100,000	100,000	100,000
1400	Summer Casual Salaries	48,076	43,000	43,000	43,000
2600	Equipment & Machinery	0	8,377	8,377	0
4000	Credit Card Fees	18,351	6,000	6,000	16,000
4051	F.I.R.E. Association Expenses	9,626	25,000	25,000	0
4110	Office Supplies	527	500	500	500
4470	Uniforms	8,420	14,000	9,000	11,000
4500	Printing	2,040	4,717	4,717	3,700
4510	Equip Supplies, Repairs & Main	2,222	10,000	10,000	13,900
4520	Vehicle Repairs, Supplies	802	5,000	5,000	5,000
4550	Outside Professional	38,900	46,175	45,800	5,000
4670	Signs,Road Paint & Markings	856	2,404	2,404	2,500
4720	Conferences & Dues	0	950	950	950
4770	Small Tools & Equipment	298	125	500	1,000
8020	Social Security	207,489	191,022	191,022	214,881
8021	MTA Tax	9,488	8,490	8,490	9,550
Total Public Safety Administration		<u>\$3,086,335</u>	<u>\$2,795,962</u>	<u>\$2,790,962</u>	<u>\$3,092,887</u>



General Fund Expenditures Detail

<u>Object</u>	<u>Description</u>	<u>2015</u> <u>Actual</u>	<u>2016</u> <u>Budget</u>	<u>2016</u> <u>Forecast</u>	<u>2017</u> <u>Budget</u>
<u>A3120-Harbor and Waterways</u>					
1100	Regular Salaries	473,624	482,702	482,702	492,310
1150	Permanent Part Time Salaries	100,497	99,000	99,000	99,000
1300	Overtime Salaries	75,127	27,000	27,000	62,000
2200	Office Equipment	0	875	875	0
4110	Office Supplies	220	425	425	500
4220	Electric (LIPA)	2,441	3,000	3,000	3,000
4230	Water	207	500	500	500
4470	Uniforms	4,137	3,800	3,800	3,800
4510	Equip Supplies, Repairs & Main	30,489	35,408	35,408	32,000
4520	Vehicle Repairs, Supplies	0	3,000	3,000	3,000
4550	Outside Professional	3,410	4,000	4,000	4,000
4620	Medical & Safety Supplies	76	600	600	600
4665	Natural Gas	1,086	4,600	1,000	4,600
4720	Conferences & Dues	755	0	0	0
4770	Small Tools & Equipment	996	1,000	1,000	1,000
8020	Social Security	48,647	46,566	46,566	47,301
8021	MTA Tax	2,178	2,070	2,070	2,102
Total Harbor and Waterways		\$743,890	\$714,546	\$710,946	\$755,713
<u>A3510-Control of Animals</u>					
1100	Regular Salaries	634,326	640,161	640,161	640,161
1150	Permanent Part Time Salaries	80,520	86,000	86,000	86,000
1300	Overtime Salaries	61,722	45,000	60,000	45,000
1400	Summer Casual Salaries	2,268	0	0	0
4000	Credit Card Fees	434	1,000	1,000	500
4110	Office Supplies	48	500	500	500
4115	Small Furn & Office Equip	0	500	500	500
4220	Electric (LIPA)	32,675	40,000	40,000	40,000
4230	Water	3,773	2,500	2,500	2,500
4470	Uniforms	1,598	2,500	2,500	2,500
4510	Equip Supplies, Repairs & Main	2,852	5,188	5,188	5,000
4550	Outside Professional	21,464	25,000	25,000	25,000
4620	Medical & Safety Supplies	1,792	3,000	3,000	3,000
4650	Building Repair, Maint & Supp	2,320	3,200	3,200	3,200
4665	Natural Gas	1,904	5,000	2,000	5,000
4760	Pet Food	2,507	3,000	3,000	3,000
8020	Social Security	56,937	58,994	58,994	58,994
8021	MTA Tax	2,707	2,622	2,622	2,622
Total Control of Animals		\$909,849	\$924,165	\$936,165	\$923,477



General Fund Expenditures Detail

Object	Description	<u>2015</u> <u>Actual</u>	<u>2016</u> <u>Budget</u>	<u>2016</u> <u>Forecast</u>	<u>2017</u> <u>Budget</u>
<u>A3621-Code Enforcement - Sfty Inspec</u>					
1100	Regular Salaries	179,095	204,032	204,032	207,044
1150	Permanent Part Time Salaries	30,843	17,000	17,000	17,000
1300	Overtime Salaries	955	0	0	0
1400	Summer Casual Salaries	6,531	4,000	7,300	4,000
4470	Uniforms	959	1,500	1,500	1,500
4550	Outside Professional	0	5,000	0	5,000
8020	Social Security	16,525	17,187	17,187	17,445
8021	MTA Tax	733	764	764	775
Total Code Enforcement - Sfty Inspec		<u>\$235,640</u>	<u>\$249,483</u>	<u>\$247,783</u>	<u>\$252,764</u>
<u>A3640-Civil Defense</u>					
1100	Regular Salaries	10,284	10,500	10,500	10,500
2400	Communication Equipment	0	1,000	1,000	1,000
2600	Equipment & Machinery	15,556	1,000	1,000	1,000
4110	Office Supplies	0	774	774	500
4115	Small Furn & Office Equip	0	8,500	8,500	500
4210	Telephone	2,100	3,500	3,500	3,500
4470	Uniforms	0	0	0	1,000
4510	Equip Supplies, Repairs & Main	0	500	500	500
4520	Vehicle Repairs, Supplies	0	12,200	12,200	10,000
4550	Outside Professional	874	5,000	5,000	5,000
4570	Service Contracts	0	20,585	25,585	15,000
4650	Building Repair, Maint & Supp	0	15,800	15,800	25,000
4720	Conferences & Dues	0	750	750	750
8020	Social Security	676	803	803	803
8021	MTA Tax	35	36	36	36
Total Civil Defense		<u>\$29,524</u>	<u>\$80,949</u>	<u>\$85,949</u>	<u>\$75,089</u>
<u>A4220-Starshine Program</u>					
4001	Contractual Agreement	701,093	859,312	859,312	862,708
Total Starshine Program		<u>\$701,093</u>	<u>\$859,312</u>	<u>\$859,312</u>	<u>\$862,708</u>



General Fund Expenditures Detail

<u>Object</u>	<u>Description</u>	<u>2015</u> <u>Actual</u>	<u>2016</u> <u>Budget</u>	<u>2016</u> <u>Forecast</u>	<u>2017</u> <u>Budget</u>
<u>A5010-Superintendent Of Highways</u>					
1100	Regular Salaries	641,404	570,552	570,552	578,052
1150	Permanent Part Time Salaries	12,952	15,000	15,000	15,000
1300	Overtime Salaries	5,230	2,000	2,000	2,000
2100	Furniture and Furnishings	250	250	250	250
2210	Computer, Software & Printers	5,000	2,500	2,500	2,500
4110	Office Supplies	1,000	1,000	1,000	1,000
4122	Computer Supp, Software	4,307	2,000	2,000	2,000
4130	Postage	98	0	0	0
4210	Telephone	351	3,500	3,500	3,500
4220	Electric (LIPA)	104,689	110,000	110,000	110,000
4230	Water	1,837	2,000	2,000	2,000
4290	Other Equipment Rental	0	2,000	2,000	2,000
4665	Natural Gas	12,874	18,000	13,000	18,000
4700	Advertising	1,735	1,800	1,800	1,800
4720	Conferences & Dues	855	750	750	750
8020	Social Security	47,653	44,374	44,374	45,521
8021	MTA Tax	2,206	1,972	1,972	2,023
Total Superintendent Of Highways		\$842,441	\$777,698	\$772,698	\$786,396



General Fund Expenditures Detail

<u>Object</u>	<u>Description</u>	<u>2015</u> <u>Actual</u>	<u>2016</u> <u>Budget</u>	<u>2016</u> <u>Forecast</u>	<u>2017</u> <u>Budget</u>
<u>A5630-Bus Operations</u>					
1100	Regular Salaries	2,391,903	2,318,785	2,318,785	2,290,644
1150	Permanent Part Time Salaries	759,863	500,000	600,000	750,000
1300	Overtime Salaries	142,570	85,000	125,000	150,000
2315	Buses	0	29,186	29,186	0
2600	Equipment & Machinery	964	1,000	1,000	1,000
4110	Office Supplies	901	500	500	500
4115	Small Furn & Office Equip	500	175	250	250
4120	Fuel for Vehicle & Equipment	178,549	240,814	180,000	200,000
4122	Computer Supp, Software	443	1,075	1,075	500
4150	Insurance	167,095	146,730	146,730	145,000
4220	Electric (LIPA)	26,550	34,000	34,000	34,000
4230	Water	802	1,000	1,000	1,000
4350	Snow Removal Materials	1,092	550	550	550
4400	Travel Expenses	0	250	250	250
4470	Uniforms	9,451	10,499	10,499	10,000
4500	Printing	1,371	1,925	1,925	2,500
4510	Equip Supplies, Repairs & Main	11,587	14,000	14,000	14,000
4520	Vehicle Repairs, Supplies	148,487	163,509	163,509	165,000
4530	Books	0	1,000	1,000	0
4550	Outside Professional	5,377	5,500	5,500	5,000
4570	Service Contracts	39,936	41,133	41,133	43,200
4620	Medical & Safety Supplies	0	100	100	100
4640	Lighting & Electric Supplies	0	600	600	600
4650	Building Repair, Maint & Supp	8,937	8,700	8,700	8,700
4665	Natural Gas	22,025	23,000	23,000	23,000
4700	Advertising	0	0	0	1,000
4720	Conferences & Dues	0	250	250	250
4770	Small Tools & Equipment	1,750	2,000	2,000	2,000
4850	Tuition	125	0	0	500
4990	Refuse Disposal Charges	1,758	2,500	2,500	2,000
8020	Social Security	241,630	222,407	222,407	244,084
8021	MTA Tax	11,220	9,884	9,884	10,848
Total Bus Operations		\$4,174,885	\$3,866,072	\$3,945,333	\$4,106,476
<u>A5720-Waterways Navigation</u>					
1175	Part Time Salaries	59,110	55,000	55,000	55,000
4470	Uniforms	462	500	500	500
4510	Equip Supplies, Repairs & Main	1,396	1,250	1,250	1,500
4610	Supplies	488	1,000	1,000	500
8020	Social Security	4,522	4,208	4,208	4,208
8021	MTA Tax	201	187	187	187
Total Waterways Navigation		\$66,179	\$62,145	\$62,145	\$61,895



General Fund Expenditures Detail

<u>Object</u>	<u>Description</u>	<u>2015</u> <u>Actual</u>	<u>2016</u> <u>Budget</u>	<u>2016</u> <u>Forecast</u>	<u>2017</u> <u>Budget</u>
<u>A6010-Handicapped Enforce Program</u>					
1100	Regular Salaries	54,742	13,156	13,156	0
4115	Small Furn & Office Equip	0	250	250	250
4480	Photography	8,225	7,500	7,500	7,500
8020	Social Security	4,028	4,306	4,306	0
8021	MTA Tax	179	191	191	0
Total Handicapped Enforce Program		\$67,173	\$25,403	\$25,403	\$7,750
<u>A6312-Literacy Volunteers of America</u>					
4001	Contractual Agreement	9,500	9,500	9,500	9,500
Total Literacy Volunteers of America		\$9,500	\$9,500	\$9,500	\$9,500
<u>A6410-Public Information</u>					
1100	Regular Salaries	128,429	118,689	118,689	118,689
4570	Service Contracts	32,672	34,875	34,875	35,000
4700	Advertising	0	125	125	0
8020	Social Security	8,893	9,080	9,080	9,080
8021	MTA Tax	439	404	404	404
Total Public Information		\$170,434	\$163,173	\$163,173	\$163,173
<u>A6510-Veterans Services</u>					
4190	Celebrations	4,000	4,000	4,000	4,000
4710	Rent	4,500	4,500	4,500	4,500
Total Veterans Services		\$8,500	\$8,500	\$8,500	\$8,500
<u>A6770-Work/Family Assist Program</u>					
4013	Foster Grandparents Program	10,220	10,220	10,220	10,220
4014	Parents Initiative	9,500	9,500	9,500	9,500
4016	Work Plus - Family Service Lea	29,500	29,500	29,500	29,500
4021	Child Care Enhancement Fund	31,500	31,500	31,500	31,500
4025	Emergency Housing Relocation-FSL	58,000	58,000	58,000	58,000
4053	HBCAC - Hunt Breast Cancer	10,000	10,000	10,000	10,000
4055	SeniorNet@FSL Huntington	9,750	9,750	9,750	9,750
4056	Students and Scientists Progm	4,800	4,800	4,800	4,800
4058	FSLA Homeshare	0	6,000	6,000	6,000
Total Work/Family Assist Program		\$163,270	\$169,270	\$169,270	\$169,270



General Fund Expenditures Detail

<u>Object</u>	<u>Description</u>	<u>2015</u> <u>Actual</u>	<u>2016</u> <u>Budget</u>	<u>2016</u> <u>Forecast</u>	<u>2017</u> <u>Budget</u>
<u>A6772-Programs For The Aging</u>					
1100	Regular Salaries	481,786	505,403	505,403	519,576
1150	Permanent Part Time Salaries	101,055	130,500	130,500	130,500
1300	Overtime Salaries	7,321	3,000	3,000	4,000
1400	Summer Casual Salaries	5,603	7,500	7,500	7,000
4110	Office Supplies	2,958	3,000	3,000	3,000
4115	Small Furn & Office Equip	1,793	0	0	2,000
4400	Travel Expenses	1,701	2,500	2,500	2,000
4500	Printing	2,200	0	0	0
4550	Outside Professional	4,485	5,200	5,200	8,000
4700	Advertising	0	3,000	3,000	0
4710	Rent	20,985	24,155	24,155	20,180
4720	Conferences & Dues	198	400	400	300
4740	Sr. Program Activities	117	750	750	750
8020	Social Security	44,272	49,450	49,450	50,534
8021	MTA Tax	2,012	2,198	2,198	2,246
Total Programs For The Aging		\$676,487	\$737,056	\$737,056	\$750,086
<u>A6773-Sr. Citizens Day Care Center</u>					
1100	Regular Salaries	220,334	230,049	230,049	235,809
1150	Permanent Part Time Salaries	92,635	84,000	84,000	90,000
1300	Overtime Salaries	1,171	500	500	500
4000	Credit Card Fees	1,243	1,000	1,000	1,000
4115	Small Furn & Office Equip	0	8,818	4,318	0
4400	Travel Expenses	57	300	300	300
4510	Equip Supplies, Repairs & Main	630	380	100	100
4530	Books	194	200	200	225
4550	Outside Professional	11,815	10,000	5,000	6,000
4610	Supplies	536	1,220	1,500	1,500
4700	Advertising	2,652	2,000	2,000	2,000
4720	Conferences & Dues	590	950	950	950
4740	Sr. Program Activities	981	1,000	1,000	1,000
8020	Social Security	23,659	24,063	24,063	24,504
8021	MTA Tax	1,064	1,069	1,069	1,089
Total Sr. Citizens Day Care Center		\$357,563	\$365,549	\$356,049	\$364,977



General Fund Expenditures Detail

<u>Object</u>	<u>Description</u>	<u>2015</u> <u>Actual</u>	<u>2016</u> <u>Budget</u>	<u>2016</u> <u>Forecast</u>	<u>2017</u> <u>Budget</u>
<u>A6775-Sr. Nutrition Program</u>					
1100	Regular Salaries	267,354	300,519	300,519	311,586
1150	Permanent Part Time Salaries	107,620	150,552	150,552	151,397
1300	Overtime Salaries	7,018	3,000	3,000	3,000
4001	Contractual Agreement	266,578	280,739	280,739	280,000
4122	Computer Supp, Software	242	300	300	300
4550	Outside Professional	995	1,000	1,000	1,000
8020	Social Security	28,547	34,801	34,801	35,648
8021	MTA Tax	1,455	1,547	1,547	1,584
Total Sr. Nutrition Program		\$679,809	\$772,458	\$772,458	\$784,515
<u>A7010-Arts Council Administration</u>					
4001	Contractual Agreement	147,500	147,500	147,500	147,500
Total Arts Council Administration		\$147,500	\$147,500	\$147,500	\$147,500
<u>A7020-Recreation Administration</u>					
1100	Regular Salaries	586,684	615,288	615,288	619,042
1150	Permanent Part Time Salaries	55,693	52,000	52,000	52,000
1175	Part Time Salaries	49,324	45,000	45,000	45,000
1300	Overtime Salaries	0	1,700	1,700	2,000
4000	Credit Card Fees	64,993	45,000	45,000	60,000
4110	Office Supplies	387	500	500	500
4122	Computer Supp, Software	970	1,000	1,000	1,000
4390	Auto Mileage	1,076	850	850	850
4510	Equip Supplies, Repairs & Main	85	1,000	1,000	1,000
4550	Outside Professional	10,311	11,693	11,693	15,000
4700	Advertising	3,684	3,307	3,307	0
4720	Conferences & Dues	1,412	1,500	1,500	1,500
8020	Social Security	50,427	54,545	54,545	54,930
8021	MTA Tax	2,605	2,425	2,425	2,441
Total Recreation Administration		\$827,652	\$835,808	\$835,808	\$855,263



General Fund Expenditures Detail

<u>Object</u>	<u>Description</u>	<u>2015</u> <u>Actual</u>	<u>2016</u> <u>Budget</u>	<u>2016</u> <u>Forecast</u>	<u>2017</u> <u>Budget</u>
<u>A7115-Dix Hills Park-Administration</u>					
1100	Regular Salaries	275,749	273,366	273,366	274,831
1150	Permanent Part Time Salaries	146,726	140,000	140,000	140,000
1300	Overtime Salaries	11,629	12,000	12,000	12,000
1400	Summer Casual Salaries	419,009	395,000	410,000	395,000
4110	Office Supplies	195	500	500	500
4122	Computer Supp, Software	604	1,400	1,400	1,400
4390	Auto Mileage	0	250	250	250
4470	Uniforms	1,922	2,000	2,000	2,000
4481	Camp Youth Supplements	11,882	14,900	14,900	14,900
4510	Equip Supplies, Repairs & Main	16	0	0	0
4530	Books	0	0	0	1,000
4555	Instructional Services	179,120	180,000	180,000	180,000
4620	Medical & Safety Supplies	460	2,500	2,500	2,500
4630	Playground & Rec Supplies	28,696	29,500	26,000	26,000
4720	Conferences & Dues	0	300	300	300
4770	Small Tools & Equipment	4,411	2,500	2,500	5,000
8020	Social Security	64,618	62,758	62,758	62,870
8021	MTA Tax	2,880	2,789	2,789	2,794
Total Dix Hills Park-Administration		\$1,147,918	\$1,119,763	\$1,131,263	\$1,121,345
<u>A7116-Dix Hills Park-Maintenance</u>					
1100	Regular Salaries	781,094	747,265	747,265	747,265
1300	Overtime Salaries	118,889	100,000	100,000	100,000
1400	Summer Casual Salaries	0	250	0	5,250
4220	Electric (LIPA)	613,218	636,400	636,400	650,000
4230	Water	7,542	6,000	6,000	5,000
4350	Snow Removal Materials	0	500	500	500
4470	Uniforms	2,491	2,500	2,500	2,500
4510	Equip Supplies, Repairs & Main	60,456	59,153	57,750	57,750
4550	Outside Professional	800	14,100	10,000	500
4570	Service Contracts	0	4,300	1,000	6,800
4620	Medical & Safety Supplies	421	500	500	500
4640	Lighting & Electric Supplies	0	1,500	1,500	1,500
4650	Building Repair, Maint & Supp	34,085	37,097	37,000	37,000
4665	Natural Gas	81,892	130,000	100,000	130,000
4691	Chemical Supplies	18,864	20,418	20,418	20,000
4990	Refuse Disposal Charges	11,484	10,000	10,000	10,000
8020	Social Security	66,974	65,217	65,217	65,217
8021	MTA Tax	2,995	2,899	2,899	2,899
Total Dix Hills Park-Maintenance		\$1,801,205	\$1,838,099	\$1,798,949	\$1,842,681



General Fund Expenditures Detail

<u>Object</u>	<u>Description</u>	<u>2015</u> <u>Actual</u>	<u>2016</u> <u>Budget</u>	<u>2016</u> <u>Forecast</u>	<u>2017</u> <u>Budget</u>
<u>A7140-Playgrounds & Recreation Cntr</u>					
1100	Regular Salaries	118,122	121,458	121,458	121,458
1150	Permanent Part Time Salaries	18,930	23,420	17,320	17,320
1175	Part Time Salaries	43,542	45,285	45,285	45,285
1300	Overtime Salaries	1,917	3,500	3,500	3,500
1400	Summer Casual Salaries	474,168	400,000	400,000	475,000
4110	Office Supplies	25	100	100	100
4390	Auto Mileage	118	300	300	300
4410	Bus Service	39,398	50,000	50,000	50,000
4470	Uniforms	3,990	4,000	4,000	4,500
4481	Camp Youth Supplements	12,207	16,000	16,000	19,000
4500	Printing	38,951	27,500	27,500	0
4510	Equip Supplies, Repairs & Main	717	2,300	2,300	2,300
4550	Outside Professional	109,940	139,000	135,000	137,000
4555	Instructional Services	1,020	4,000	4,000	4,000
4620	Medical & Safety Supplies	901	1,050	1,050	1,000
4630	Playground & Rec Supplies	9,891	19,457	19,457	15,000
4650	Building Repair, Maint & Supp	96	400	400	5,000
4665	Natural Gas	8,303	11,000	10,000	11,000
8020	Social Security	48,738	49,295	49,295	44,949
8021	MTA Tax	2,292	2,191	2,191	1,998
Total Playgrounds & Recreation Cntr		<u>\$933,267</u>	<u>\$920,256</u>	<u>\$909,156</u>	<u>\$958,710</u>
<u>A7141-Recreation Fee Classes</u>					
1100	Regular Salaries	97,877	100,641	100,641	103,177
1150	Permanent Part Time Salaries	41,579	50,000	50,000	50,000
1175	Part Time Salaries	111,848	135,000	135,000	135,000
1300	Overtime Salaries	1,809	2,500	2,500	2,500
1400	Summer Casual Salaries	1,418	15,500	15,500	15,500
4110	Office Supplies	13	250	250	250
4122	Computer Supp, Software	1,632	1,735	1,735	1,735
4410	Bus Service	415	4,000	4,000	4,000
4470	Uniforms	1,721	2,000	2,000	2,000
4550	Outside Professional	58,780	70,000	70,000	70,000
4555	Instructional Services	5,620	25,000	25,000	25,000
4620	Medical & Safety Supplies	600	600	600	600
4630	Playground & Rec Supplies	3,360	4,000	4,000	4,000
8020	Social Security	19,189	23,229	23,229	23,423
8021	MTA Tax	928	1,032	1,032	1,041
Total Recreation Fee Classes		<u>\$346,788</u>	<u>\$435,487</u>	<u>\$435,487</u>	<u>\$438,226</u>



General Fund Expenditures Detail

<u>Object</u>	<u>Description</u>	<u>2015</u> <u>Actual</u>	<u>2016</u> <u>Budget</u>	<u>2016</u> <u>Forecast</u>	<u>2017</u> <u>Budget</u>
<u>A7181-Beach Maintenance</u>					
1100	Regular Salaries	130,505	133,009	133,009	133,009
1300	Overtime Salaries	2,790	2,000	2,000	2,000
1400	Summer Casual Salaries	10,483	20,000	20,000	3,500
2600	Equipment & Machinery	589	4,500	4,500	4,000
4220	Electric (LIPA)	3,320	35,000	10,000	35,000
4230	Water	5,865	6,000	6,000	6,000
4470	Uniforms	701	2,000	2,000	2,000
4510	Equip Supplies, Repairs & Main	31,759	24,500	24,500	30,000
4550	Outside Professional	0	335	335	500
4620	Medical & Safety Supplies	0	665	500	500
4650	Building Repair, Maint & Supp	14,758	15,000	15,000	15,000
4690	Fertilizer, Seed & Sod	1,839	2,500	2,500	2,500
4770	Small Tools & Equipment	1,835	2,000	2,000	2,000
4990	Refuse Disposal Charges	13,692	20,000	20,000	15,000
8020	Social Security	10,748	11,858	11,858	11,858
8021	MTA Tax	480	527	527	527
Total Beach Maintenance		\$229,364	\$279,894	\$254,729	\$263,394
<u>A7182-Marinas & Docks</u>					
1100	Regular Salaries	313,697	303,421	303,421	303,421
1300	Overtime Salaries	49,175	20,000	20,000	36,500
4220	Electric (LIPA)	49,907	40,000	40,000	40,000
4230	Water	2,753	2,500	2,500	2,500
4470	Uniforms	1,916	1,300	1,300	2,500
4510	Equip Supplies, Repairs & Main	23,891	13,042	13,292	15,000
4550	Outside Professional	200	200	200	1,000
4650	Building Repair, Maint & Supp	4,760	5,000	5,000	5,000
4770	Small Tools & Equipment	0	1,000	1,000	1,000
4990	Refuse Disposal Charges	4,389	7,000	7,000	5,000
8020	Social Security	27,289	24,742	24,742	24,742
8021	MTA Tax	1,224	1,100	1,100	1,100
Total Marinas & Docks		\$479,200	\$419,305	\$419,555	\$437,763



General Fund Expenditures Detail

<u>Object</u>	<u>Description</u>	<u>2015</u> <u>Actual</u>	<u>2016</u> <u>Budget</u>	<u>2016</u> <u>Forecast</u>	<u>2017</u> <u>Budget</u>
<u>A7183-Golf Course-Maintenance</u>					
1100	Regular Salaries	557,945	562,364	562,364	576,177
1200	Non-Permanent Salaries	226,113	236,810	236,810	236,810
1300	Overtime Salaries	37,380	35,000	35,000	35,000
2600	Equipment & Machinery	6,292	1,500	0	0
4120	Fuel for Vehicle & Equipment	33,820	55,000	55,000	55,000
4220	Electric (LIPA)	27,887	60,000	35,000	60,000
4230	Water	9,699	10,000	10,000	10,000
4470	Uniforms	2,724	3,200	3,200	2,750
4510	Equip Supplies, Repairs & Main	73,530	70,000	70,000	65,000
4570	Service Contracts	5,880	6,550	6,550	8,750
4620	Medical & Safety Supplies	0	50	50	500
4650	Building Repair, Maint & Supp	18,813	22,000	22,000	18,000
4660	Heating Oil	4,301	21,000	6,000	30,000
4665	Natural Gas	3,533	10,000	4,000	10,000
4690	Fertilizer, Seed & Sod	104,046	110,500	105,000	105,000
4720	Conferences & Dues	200	0	0	800
4770	Small Tools & Equipment	3,931	5,500	5,500	7,000
4990	Refuse Disposal Charges	2,461	3,500	3,500	6,000
8020	Social Security	60,383	63,814	63,814	64,871
8021	MTA Tax	2,764	2,836	2,836	2,883
Total Golf Course-Maintenance		\$1,181,701	\$1,279,624	\$1,226,624	\$1,294,541
<u>A7187-Prog Develop Disability</u>					
1175	Part Time Salaries	58,356	58,000	58,000	60,000
1400	Summer Casual Salaries	47,261	49,800	49,800	46,000
4410	Bus Service	19,120	32,000	32,000	30,000
4470	Uniforms	996	1,000	1,000	1,000
4481	Camp Youth Supplements	2,654	3,600	3,600	3,600
4550	Outside Professional	5,127	5,500	5,500	9,000
4620	Medical & Safety Supplies	668	250	250	250
4630	Playground & Rec Supplies	1,499	2,000	2,000	2,000
8020	Social Security	8,080	7,956	7,956	7,956
8021	MTA Tax	359	354	354	354
Total Prog Develop Disability		\$144,120	\$160,460	\$160,460	\$160,160



General Fund Expenditures Detail

<u>Object</u>	<u>Description</u>	<u>2015 Actual</u>	<u>2016 Budget</u>	<u>2016 Forecast</u>	<u>2017 Budget</u>
<u>A7188-Beaches-Recreation</u>					
1400	Summer Casual Salaries	501,848	532,293	532,293	532,293
2100	Furniture and Furnishings	886	900	900	900
4110	Office Supplies	473	502	502	502
4390	Auto Mileage	2,027	3,500	3,500	3,500
4470	Uniforms	7,263	7,133	7,133	5,633
4500	Printing	9,475	10,544	10,544	10,544
4550	Outside Professional	300	1,500	1,500	2,500
4620	Medical & Safety Supplies	3,061	3,016	3,016	3,516
4630	Playground & Rec Supplies	9,860	8,254	8,254	8,254
8020	Social Security	38,341	40,720	40,720	40,720
8021	MTA Tax	1,706	1,810	1,810	1,810
Total Beaches-Recreation		\$575,242	\$610,172	\$610,172	\$610,172
<u>A7193-Golf Course Administration</u>					
4557	Kemper Payroll	-69	0	0	0
4558	Kemper General Costs	-191	0	0	0
Total Golf Course Administration		\$-260	\$0	\$0	\$0
<u>A7270-Band Concerts</u>					
1175	Part Time Salaries	41,940	41,666	40,973	40,000
1300	Overtime Salaries	3,091	1,275	0	0
4001	Contractual Agreement	100,615	100,615	100,615	100,615
4550	Outside Professional	850	850	0	0
8020	Social Security	3,445	3,060	3,060	3,060
8021	MTA Tax	153	136	136	136
Total Band Concerts		\$150,094	\$147,601	\$144,784	\$143,811
<u>A7310-Youth Program Administration</u>					
1100	Regular Salaries	493,756	494,390	494,390	504,146
1150	Permanent Part Time Salaries	17,545	17,000	17,000	17,000
1300	Overtime Salaries	1,773	0	0	0
4400	Travel Expenses	290	1,100	1,100	1,100
4530	Books	0	200	200	200
4720	Conferences & Dues	891	1,500	1,500	1,500
8020	Social Security	38,540	39,121	39,121	39,868
8021	MTA Tax	1,728	1,739	1,739	1,772
Total Youth Program Administration		\$554,523	\$555,050	\$555,050	\$565,586
<u>A7320-Joint Youth Program</u>					
4001	Contractual Agreement	2,690,902	2,701,916	2,701,916	2,701,916
Total Joint Youth Program		\$2,690,902	\$2,701,916	\$2,701,916	\$2,701,916



General Fund Expenditures Detail

<u>Object</u>	<u>Description</u>	<u>2015</u> <u>Actual</u>	<u>2016</u> <u>Budget</u>	<u>2016</u> <u>Forecast</u>	<u>2017</u> <u>Budget</u>
<u>A7450-Museum - Fine Arts Heckscher</u>					
1100	Regular Salaries	122,886	4,453	4,453	0
4001	Contractual Agreement	410,134	485,134	485,134	485,134
8020	Social Security	7,656	5,565	5,565	0
8021	MTA Tax	696	247	247	0
Total Museum - Fine Arts Heckscher		\$541,372	\$495,399	\$495,399	\$485,134
<u>A7460-Cultural Affairs</u>					
1100	Regular Salaries	103,445	103,740	103,740	103,470
4003	Cold Spring Whaling Museum	23,500	23,500	23,500	23,500
4004	Huntington Historical Property	52,000	52,000	52,000	52,000
4005	Northport Historical Property	16,250	16,250	16,250	16,250
4006	Greenlawn/Centerport Hist Prop	1,900	1,900	1,900	1,900
4007	Walt Whitman Historical	21,000	21,000	21,000	21,000
4009	Huntington Lighthouse	4,900	4,900	4,900	4,900
4012	Public Art Initiative	10,074	22,507	22,507	0
4057	Cinema Arts Centre	10,000	10,000	10,000	10,000
4400	Travel Expenses	0	500	500	500
4530	Books	0	100	100	100
4700	Advertising	2,500	2,500	2,500	2,500
4720	Conferences & Dues	50	500	500	500
8020	Social Security	7,751	7,936	7,936	7,915
8021	MTA Tax	347	353	353	352
Total Cultural Affairs		\$253,718	\$267,686	\$267,686	\$244,887
<u>A7510-Town Historian</u>					
1100	Regular Salaries	34,049	34,055	34,055	34,055
1150	Permanent Part Time Salaries	12,683	13,000	13,000	13,000
4110	Office Supplies	75	250	250	250
4190	Celebrations	1,500	1,500	1,500	1,500
4670	Signs,Road Paint & Markings	2,357	3,110	3,110	1,000
8020	Social Security	3,424	3,600	3,600	3,600
8021	MTA Tax	152	160	160	160
Total Town Historian		\$54,240	\$55,675	\$55,675	\$53,565
<u>A7550-Celebrations</u>					
4026	Tulip Festival	9,146	9,027	9,027	10,000
Total Celebrations		\$9,146	\$9,027	\$9,027	\$10,000



General Fund Expenditures Detail

<u>Object</u>	<u>Description</u>	<u>2015</u> <u>Actual</u>	<u>2016</u> <u>Budget</u>	<u>2016</u> <u>Forecast</u>	<u>2017</u> <u>Budget</u>
<u>A7620-Human Services</u>					
1100	Regular Salaries	425,319	334,137	334,137	338,981
1150	Permanent Part Time Salaries	41,663	50,000	50,000	47,000
1300	Overtime Salaries	1,163	1,708	1,707	3,700
4001	Contractual Agreement	4,993	5,000	5,000	5,000
4110	Office Supplies	100	200	200	200
4115	Small Furn & Office Equip	0	200	200	200
4400	Travel Expenses	520	1,200	1,200	1,200
4530	Books	1,024	600	600	600
4720	Conferences & Dues	24	1,787	1,787	2,000
8020	Social Security	33,665	29,501	29,501	29,872
8021	MTA Tax	1,552	1,311	1,311	1,328
Total Human Services		\$510,021	\$425,644	\$425,643	\$430,081
<u>A7624-Sr Citizen C.H.O.R.E</u>					
1100	Regular Salaries	42,292	51,832	51,832	52,367
1150	Permanent Part Time Salaries	144,198	150,845	150,845	150,000
1300	Overtime Salaries	133	0	0	0
4001	Contractual Agreement	10,521	10,500	10,500	11,500
4400	Travel Expenses	6,077	10,000	10,000	7,500
4720	Conferences & Dues	125	500	500	250
8020	Social Security	13,982	16,676	16,676	15,481
8021	MTA Tax	622	741	741	688
Total Sr Citizen C.H.O.R.E		\$217,949	\$241,094	\$241,094	\$237,786
<u>A8164-Landfill-Smithtown Cell 6</u>					
4990	Refuse Disposal Charges	311,863	274,400	274,400	274,400
Total Landfill-Smithtown Cell 6		\$311,863	\$274,400	\$274,400	\$274,400
<u>A8166-ENL Post Closure Maintenance</u>					
4220	Electric (LIPA)	14,860	19,000	19,000	19,000
4230	Water	4,986	0	0	0
4510	Equip Supplies, Repairs & Main	5,374	1,000	1,000	1,000
4550	Outside Professional	27,050	43,000	43,000	46,000
4650	Building Repair, Maint & Supp	0	3,500	3,500	500
Total ENL Post Closure Maintenance		\$52,271	\$66,500	\$66,500	\$66,500



General Fund Expenditures Detail

Object	Description	2015 Actual	2016 Budget	2016 Forecast	2017 Budget
<u>A8170-Resource Recovery</u>					
1100	Regular Salaries	385,299	371,139	371,139	371,139
1300	Overtime Salaries	0	700	700	700
4001	Contractual Agreement	18,288,846	19,045,000	18,500,000	19,500,000
4110	Office Supplies	25	100	100	100
4115	Small Furn & Office Equip	465	0	0	0
4122	Computer Supp, Software	0	370	370	350
4400	Travel Expenses	0	200	200	200
4470	Uniforms	230	750	750	750
4530	Books	446	580	580	600
4720	Conferences & Dues	0	170	170	170
8020	Social Security	29,011	28,446	28,446	28,446
8021	MTA Tax	1,481	1,264	1,264	1,264
Total Resource Recovery		\$18,705,802	\$19,448,719	\$18,903,719	\$19,903,719
<u>A8560-Organic Garden</u>					
4230	Water	4,123	2,500	2,500	2,500
4290	Other Equipment Rental	960	2,250	2,250	1,200
4500	Printing	494	450	500	500
4570	Service Contracts	1,200	1,000	1,000	1,500
4680	Surfacing Materials	0	0	0	500
Total Organic Garden		\$6,777	\$6,200	\$6,250	\$6,200
<u>A8565-Solid Waste Recycling</u>					
1100	Regular Salaries	459,950	442,187	442,187	442,187
1300	Overtime Salaries	24,367	12,460	14,000	8,060
4110	Office Supplies	0	100	100	100
4230	Water	108	100	100	100
4470	Uniforms	1,488	1,500	1,500	1,500
4500	Printing	2,000	2,000	2,000	2,000
4510	Equip Supplies, Repairs & Main	297	6,100	6,100	1,500
4520	Vehicle Repairs, Supplies	25,678	26,400	26,400	32,000
4550	Outside Professional	1,018	1,400	1,400	1,400
4620	Medical & Safety Supplies	369	300	300	300
4650	Building Repair, Maint & Supp	0	0	0	1,000
4700	Advertising	2,133	2,500	2,500	0
4990	Refuse Disposal Charges	73,121	83,600	83,600	86,000
8020	Social Security	35,977	34,444	34,444	34,444
8021	MTA Tax	1,648	1,531	1,531	1,531
Total Solid Waste Recycling		\$628,154	\$614,622	\$616,162	\$612,122
<u>A8684-Plan & Manage Development</u>					
4043	Economic Development	28,922	57,373	57,373	35,000
Total Plan & Manage Development		\$28,922	\$57,373	\$57,373	\$35,000



General Fund Expenditures Detail

<u>Object</u>	<u>Description</u>	<u>2015</u> <u>Actual</u>	<u>2016</u> <u>Budget</u>	<u>2016</u> <u>Forecast</u>	<u>2017</u> <u>Budget</u>
<u>A8710-Conservation</u>					
1100	Regular Salaries	0	72,496	72,496	114,676
1175	Part Time Salaries	0	5,500	5,500	6,000
4700	Advertising	0	6,000	6,000	6,000
8020	Social Security	0	5,967	5,967	8,773
8021	MTA Tax	0	265	265	390
Total Conservation		\$0	\$90,228	\$90,228	\$135,839
<u>A8790-Maritime Services Admin</u>					
1100	Regular Salaries	251,503	255,601	255,601	191,405
1150	Permanent Part Time Salaries	0	0	0	30,000
1200	Non-Permanent Salaries	1,420	4,000	0	0
1400	Summer Casual Salaries	37,892	41,000	45,000	10,000
4000	Credit Card Fees	7,669	7,050	7,050	8,000
4110	Office Supplies	200	0	0	250
4400	Travel Expenses	0	150	150	0
4500	Printing	5,015	2,850	2,850	3,000
4511	Pumpout Repairs	550	2,500	2,500	2,500
4550	Outside Professional	40,398	41,000	41,000	41,000
4620	Medical & Safety Supplies	0	0	0	200
4720	Conferences & Dues	370	300	300	300
4762	Natural Marine Resources	28,000	28,000	28,000	28,000
8020	Social Security	21,569	22,996	22,996	23,262
8021	MTA Tax	976	1,022	1,022	1,034
Total Maritime Services Admin		\$395,561	\$406,469	\$406,469	\$338,951
<u>A8793-Waste Management Admin</u>					
1100	Regular Salaries	425,996	425,407	425,407	425,407
4110	Office Supplies	732	510	510	800
4115	Small Furn & Office Equip	0	290	290	0
4400	Travel Expenses	0	200	200	200
4720	Conferences & Dues	437	3,165	3,165	3,165
4850	Tuition	1,359	0	0	0
8020	Social Security	30,415	32,544	32,544	32,544
8021	MTA Tax	1,447	1,446	1,446	1,446
Total Waste Management Admin		\$460,386	\$463,562	\$463,562	\$463,562
<u>A8845-Services to the Handicapped</u>					
1400	Summer Casual Salaries	9,644	10,000	10,000	10,000
8020	Social Security	738	765	765	765
8021	MTA Tax	33	34	34	34
Total Services to the Handicapped		\$10,415	\$10,799	\$10,799	\$10,799



General Fund Expenditures Detail

<u>Object</u>	<u>Description</u>	<u>2015 Actual</u>	<u>2016 Budget</u>	<u>2016 Forecast</u>	<u>2017 Budget</u>
<u>A9010-State Retirement</u>					
8010	State Retirement	6,028,983	6,072,111	5,400,000	6,072,111
Total State Retirement		\$6,028,983	\$6,072,111	\$5,400,000	\$6,072,111
<u>A9030-Social Security</u>					
8020	Social Security	67,292	84,500	84,500	111,000
Total Social Security		\$67,292	\$84,500	\$84,500	\$111,000
<u>A9040-Worker's Compensation</u>					
8030	Worker's Compensation	1,815,373	1,131,250	1,300,000	1,400,000
Total Worker's Compensation		\$1,815,373	\$1,131,250	\$1,300,000	\$1,400,000
<u>A9045-Life Insurance</u>					
8040	Life Insurance	30,068	50,000	40,000	50,000
Total Life Insurance		\$30,068	\$50,000	\$40,000	\$50,000
<u>A9050-Unemployment Insurance</u>					
8050	Unemployment Insurance	57,326	125,000	60,000	130,000
Total Unemployment Insurance		\$57,326	\$125,000	\$60,000	\$130,000
<u>A9055-Disability Insurance</u>					
8060	Disability Insurance	61,287	90,000	65,000	90,000
Total Disability Insurance		\$61,287	\$90,000	\$65,000	\$90,000
<u>A9060-Hospital / Medical Insurance</u>					
8070	Health Insurance	5,827,474	6,625,000	6,300,000	7,200,000
8071	Retiree Health Insurance	3,386,502	3,700,000	3,700,000	4,125,400
8072	Medicare Reimbursement	352,705	345,000	345,000	368,000
Total Hospital / Medical Insurance		\$9,566,681	\$10,670,000	\$10,345,000	\$11,693,400
<u>A9065-Welfare Fund-White Collar/Appt</u>					
8080	Dental	468,961	518,000	518,000	518,000
Total Welfare Fund-White Collar/Appt		\$468,961	\$518,000	\$518,000	\$518,000
<u>A9070-Misc. Salaried Benefits</u>					
8090	Welfare Fund - B/C Local 342	254,850	270,000	270,000	270,000
8100	Retirement Accrual Payout	452,302	350,000	350,000	350,000
8101	Accrual Payout	222,490	248,000	248,000	248,000
8102	Personal Days Expense	204,837	200,000	200,000	200,000
Total Misc. Salaried Benefits		\$1,134,479	\$1,068,000	\$1,068,000	\$1,068,000
<u>A9710-Serial Bonds</u>					
6000	Principal on Indebtedness	3,329,322	2,995,000	2,995,000	3,000,000
7000	Interest on Indebtedness	870,350	1,050,000	900,000	1,000,000
Total Serial Bonds		\$4,199,672	\$4,045,000	\$3,895,000	\$4,000,000



General Fund Expenditures Detail

<u>Object</u>	<u>Description</u>	<u>2015</u> <u>Actual</u>	<u>2016</u> <u>Budget</u>	<u>2016</u> <u>Forecast</u>	<u>2017</u> <u>Budget</u>
<u>A9730-Bond Anticipation Notes</u>					
6000	Principal on Indebtedness	285,000	70,000	500,000	500,000
7000	Interest on Indebtedness	29,850	0	0	0
Total Bond Anticipation Notes		\$314,850	\$70,000	\$500,000	\$500,000
<u>A9950-Interfund Trans - Capital Cash</u>					
9010	Transfer	1,766,352	3,122,454	3,122,454	0
Total Interfund Trans - Capital Cash		\$1,766,352	\$3,122,454	\$3,122,454	\$0
Fund Total		\$96,211,287	\$101,201,498	\$98,323,051	\$99,601,691



Part Town Revenue Detail

Object	Description	<u>2015</u> <u>Actual</u>	<u>2016</u> <u>Budget</u>	<u>2016</u> <u>Forecast</u>	<u>2017</u> <u>Budget</u>
<u>B0511-Part Town</u>					
0511R	Appropriated Reserves	0	144,000	144,000	90,000
Total Part Town		\$0	\$144,000	\$144,000	\$90,000
<u>B1001-Part Town</u>					
1001	Real Property Taxes	4,195,795	4,266,967	4,266,967	4,616,154
Total Part Town		\$4,195,795	\$4,266,967	\$4,266,967	\$4,616,154
<u>B1081-Part Town</u>					
1081	Other Payments Lieu of Taxes	15,341	36,000	16,000	36,000
Total Part Town		\$15,341	\$36,000	\$16,000	\$36,000
<u>B1090-Part Town</u>					
1090	Interest & Penalties	42	1,000	1,000	1,000
Total Part Town		\$42	\$1,000	\$1,000	\$1,000
<u>B1240-Part Town</u>					
1240	Comptroller's Fee - Ret Checks	260	500	500	500
Total Part Town		\$260	\$500	\$500	\$500
<u>B1255-Part Town</u>					
1255	Clerk Fees	17,650	10,000	50,000	20,000
Total Part Town		\$17,650	\$10,000	\$50,000	\$20,000
<u>B1260-Part Town</u>					
1260	FOIL Request	3,986	2,000	4,000	2,000
Total Part Town		\$3,986	\$2,000	\$4,000	\$2,000
<u>B1289-Other Departmental Income</u>					
1289	Other Departmental Income	-11,660	0	0	0
Total Other Departmental Income		\$-11,660	\$0	\$0	\$0
<u>B1540-Part Town</u>					
1540	Fire Inspection Fees	546,211	500,000	500,000	550,000
Total Part Town		\$546,211	\$500,000	\$500,000	\$550,000
<u>B1560-Part Town</u>					
1560	Building Department	3,494,042	3,700,000	3,700,000	3,700,000
Total Part Town		\$3,494,042	\$3,700,000	\$3,700,000	\$3,700,000
<u>B1601-Part Town</u>					
1601	Registrar Fees (Pub Health)	227,660	220,000	220,000	230,000
Total Part Town		\$227,660	\$220,000	\$220,000	\$230,000
<u>B2110-Part Town</u>					
2110	Zoning Fees	130,441	138,000	138,000	138,000
Total Part Town		\$130,441	\$138,000	\$138,000	\$138,000



Part Town Revenue Detail

Object	Description	<u>2015</u> <u>Actual</u>	<u>2016</u> <u>Budget</u>	<u>2016</u> <u>Forecast</u>	<u>2017</u> <u>Budget</u>
<u>B2115-Part Town</u>					
2115	Planning Board Fees	354,344	300,000	300,000	300,000
Total Part Town		\$354,344	\$300,000	\$300,000	\$300,000
<u>B2189-Other Home & Comm Serv Inc</u>					
2189	Other Home & Community Service	200,000	0	0	0
Total Other Home & Comm Serv Inc		\$200,000	\$0	\$0	\$0
<u>B2401-Part Town</u>					
2401	Interest & Earnings	10,770	15,000	15,000	15,000
Total Part Town		\$10,770	\$15,000	\$15,000	\$15,000
<u>B2402-Part Town</u>					
2402	Earn/Invest Capital Fund	3,930	8,000	8,000	0
Total Part Town		\$3,930	\$8,000	\$8,000	\$0
<u>B2408-Part Town</u>					
2408	Interest/Miscellaneous Reserve	2,612	0	1,400	0
Total Part Town		\$2,612	\$0	\$1,400	\$0
<u>B2412-Part Town</u>					
2412	Rental Registration	321,925	400,000	250,000	350,000
Total Part Town		\$321,925	\$400,000	\$250,000	\$350,000
<u>B2545-GIS Licenses</u>					
2545	Other Licences	5,123	10,000	6,000	10,000
Total GIS Licenses		\$5,123	\$10,000	\$6,000	\$10,000
<u>B2555-Part Town</u>					
2555	Accessory Apartment Permits	540,872	550,000	550,000	565,000
Total Part Town		\$540,872	\$550,000	\$550,000	\$565,000
<u>B2559-Part Town</u>					
2559	Accessory Apartments Penalties	7,075	15,000	15,000	10,000
Total Part Town		\$7,075	\$15,000	\$15,000	\$10,000
<u>B2590-Part Town</u>					
2590	Other Permits - Town Eng	256,532	90,000	50,000	90,000
Total Part Town		\$256,532	\$90,000	\$50,000	\$90,000
<u>B2595-Part Town</u>					
2595	Sign Permits	154,281	125,000	150,000	150,000
Total Part Town		\$154,281	\$125,000	\$150,000	\$150,000
<u>B2680-Part Town</u>					
2680	Insurance Recoveries	44	0	0	0
Total Part Town		\$44	\$0	\$0	\$0



Part Town Revenue Detail

<u>Object</u>	<u>Description</u>	<u>2015</u> <u>Actual</u>	<u>2016</u> <u>Budget</u>	<u>2016</u> <u>Forecast</u>	<u>2017</u> <u>Budget</u>
<u>B2709-Part Town</u>					
2709	Employee/Retiree Contributions	210,196	260,000	230,000	120,000
Total Part Town		\$210,196	\$260,000	\$230,000	\$120,000
<u>B2770-Part Town</u>					
2770	Unclassified Revenues	47,700	31,250	0	0
Total Part Town		\$47,700	\$31,250	\$0	\$0
<u>B4785-Federal Aid FEMA</u>					
4785	Federal Aid - FEMA	5,568	0	0	0
Total Federal Aid FEMA		\$5,568	\$0	\$0	\$0
Fund Total		\$10,740,740	\$10,822,717	\$10,615,867	\$10,993,654



Part Town Expenditures Detail

<u>Object</u>	<u>Description</u>	<u>2015</u> <u>Actual</u>	<u>2016</u> <u>Budget</u>	<u>2016</u> <u>Forecast</u>	<u>2017</u> <u>Budget</u>
<u>B1380-Fiscal Agent Fees</u>					
4600	Bond & Note Issue & Serv Exp	3,657	2,500	2,500	2,500
Total Fiscal Agent Fees		\$3,657	\$2,500	\$2,500	\$2,500
<u>B1420-Town Attorney</u>					
1150	Permanent Part Time Salaries	90,023	90,000	90,000	90,000
4551	Outside Professional - Legal	0	10,000	5,000	10,000
8020	Social Security	6,591	6,885	6,885	6,885
8021	MTA Tax	293	306	306	306
Total Town Attorney		\$96,907	\$107,191	\$102,191	\$107,191
<u>B1620-Building Department</u>					
1100	Regular Salaries	1,545,296	1,526,678	1,526,678	1,504,615
1150	Permanent Part Time Salaries	71,738	65,000	65,000	65,000
1300	Overtime Salaries	98,305	30,000	75,000	30,000
1400	Summer Casual Salaries	3,185	5,000	5,000	5,000
4000	Credit Card Fees	10,935	8,000	8,000	8,000
4110	Office Supplies	1,980	1,516	1,516	1,500
4122	Computer Supp, Software	600	2,000	2,000	2,000
4400	Travel Expenses	0	250	0	250
4470	Uniforms	592	500	500	500
4500	Printing	0	2,000	2,000	2,000
4570	Service Contracts	2,275	3,000	3,000	3,000
4720	Conferences & Dues	0	500	0	500
8020	Social Security	127,006	127,720	127,720	124,631
8021	MTA Tax	6,017	5,676	5,676	5,539
Total Building Department		\$1,867,929	\$1,777,840	\$1,822,090	\$1,752,535
<u>B1680-Information Technology</u>					
2220	Townwide Computerization	1,591	0	0	0
4122	Computer Supp, Software	0	25,000	0	0
4550	Outside Professional	0	15,000	15,000	15,000
4570	Service Contracts	11,274	11,500	11,500	37,500
Total Information Technology		\$12,865	\$51,500	\$26,500	\$52,500
<u>B1910-Unallocated Insurance</u>					
4150	Insurance	27,733	31,447	31,447	35,000
Total Unallocated Insurance		\$27,733	\$31,447	\$31,447	\$35,000
<u>B1989-Other General Gov Support</u>					
4180	Employee Assistance Program	3,500	6,000	3,000	6,000
Total Other General Gov Support		\$3,500	\$6,000	\$3,000	\$6,000



Part Town Expenditures Detail

<u>Object</u>	<u>Description</u>	<u>2015</u> <u>Actual</u>	<u>2016</u> <u>Budget</u>	<u>2016</u> <u>Forecast</u>	<u>2017</u> <u>Budget</u>
<u>B1990-Contingency</u>					
1100	Regular Salaries	0	107,295	25,000	0
Total Contingency		\$0	\$107,295	\$25,000	\$0
<u>B3310-Transportation-Traffic Safety</u>					
1100	Regular Salaries	283,801	287,283	287,283	294,323
1175	Part Time Salaries	707	1,250	1,250	1,250
1300	Overtime Salaries	1,708	2,000	2,000	2,000
1400	Summer Casual Salaries	3,339	7,100	7,100	2,600
2222	Computer Software & Programs	0	250	0	250
2600	Equipment & Machinery	0	1,000	0	1,000
4110	Office Supplies	527	1,000	500	1,000
4470	Uniforms	167	500	500	500
4480	Photography	0	200	200	200
4510	Equip Supplies, Repairs & Main	407	500	500	500
4530	Books	0	500	500	500
4550	Outside Professional	42,475	52,801	52,801	40,000
4560	Maintenance Of Equip-Traffic	230,934	295,500	295,500	300,000
4720	Conferences & Dues	350	500	500	500
4770	Small Tools & Equipment	354	1,000	1,000	1,000
8020	Social Security	21,829	22,425	22,425	22,963
8021	MTA Tax	980	997	997	1,021
Total Transportation-Traffic Safety		\$587,579	\$674,806	\$673,056	\$669,607
<u>B3620-Fire Prevention - Sfty Inspect</u>					
1100	Regular Salaries	295,445	310,784	310,784	318,387
1150	Permanent Part Time Salaries	184,635	100,000	150,000	100,000
1300	Overtime Salaries	45,424	40,000	40,000	40,000
2200	Office Equipment	130	1,000	500	1,000
4110	Office Supplies	1,490	500	500	500
4115	Small Furn & Office Equip	0	500	0	500
4400	Travel Expenses	482	500	500	500
4470	Uniforms	2,466	4,579	4,579	3,000
4500	Printing	747	171	171	750
4530	Books	0	1,000	1,000	1,000
4550	Outside Professional	4,780	0	0	0
4720	Conferences & Dues	0	250	0	250
4770	Small Tools & Equipment	449	335	335	335
8020	Social Security	38,136	34,485	34,485	35,067
8021	MTA Tax	1,808	1,533	1,533	1,559
Total Fire Prevention - Sfty Inspect		\$575,992	\$495,637	\$544,387	\$502,848



Part Town Expenditures Detail

<u>Object</u>	<u>Description</u>	<u>2015</u> <u>Actual</u>	<u>2016</u> <u>Budget</u>	<u>2016</u> <u>Forecast</u>	<u>2017</u> <u>Budget</u>
<u>B3621-Rental Registration</u>					
1100	Regular Salaries	78,292	173,506	173,506	178,262
8020	Social Security	5,925	13,312	13,312	13,637
8021	MTA Tax	264	592	592	606
Total Rental Registration		\$84,480	\$187,410	\$187,410	\$192,505
<u>B3622-Zoning & Building Inspections</u>					
1100	Regular Salaries	982,899	923,483	923,483	989,982
1300	Overtime Salaries	18,019	18,155	18,500	18,500
4115	Small Furn & Office Equip	0	500	500	500
4470	Uniforms	2,692	3,000	3,000	3,000
4520	Vehicle Repairs, Supplies	983	1,000	1,000	1,000
4770	Small Tools & Equipment	0	1,500	1,500	1,500
8020	Social Security	74,217	76,795	76,795	77,149
8021	MTA Tax	3,504	3,413	3,413	3,429
Total Zoning & Building Inspections		\$1,082,313	\$1,027,846	\$1,028,191	\$1,095,060
<u>B4020-Registrar Of Vital Statistics</u>					
1100	Regular Salaries	162,295	114,439	114,439	116,651
1150	Permanent Part Time Salaries	5,019	5,000	5,000	5,000
1175	Part Time Salaries	4,865	4,000	4,000	4,000
1300	Overtime Salaries	1,592	1,000	1,000	1,000
1400	Summer Casual Salaries	0	1,000	1,000	1,000
2200	Office Equipment	0	1,500	0	1,500
4110	Office Supplies	1,393	2,000	2,000	2,000
4500	Printing	0	75	75	75
4510	Equip Supplies, Repairs & Main	0	450	0	450
8020	Social Security	13,034	9,596	9,596	9,792
8021	MTA Tax	582	426	426	435
Total Registrar Of Vital Statistics		\$188,779	\$139,486	\$137,536	\$141,903
<u>B8010-Zoning Board Of Appeals</u>					
1100	Regular Salaries	108,123	112,000	112,000	112,000
4460	Outside Stenographic	22,450	30,000	25,000	30,000
4550	Outside Professional	17,357	0	0	0
4700	Advertising	13,587	12,000	12,000	12,000
4720	Conferences & Dues	60	500	500	500
8020	Social Security	6,617	8,568	8,568	8,568
8021	MTA Tax	294	381	381	381
Total Zoning Board Of Appeals		\$168,488	\$163,449	\$158,449	\$163,449



Part Town Expenditures Detail

<u>Object</u>	<u>Description</u>	<u>2015</u> <u>Actual</u>	<u>2016</u> <u>Budget</u>	<u>2016</u> <u>Forecast</u>	<u>2017</u> <u>Budget</u>
<u>B8020-Planning Department</u>					
1100	Regular Salaries	1,512,345	1,517,924	1,517,924	1,434,968
1150	Permanent Part Time Salaries	0	0	0	30,000
1300	Overtime Salaries	15,743	7,300	10,000	6,300
1400	Summer Casual Salaries	0	6,000	0	6,000
4043	Economic Development	600	2,500	2,500	2,500
4110	Office Supplies	797	1,500	1,500	1,500
4115	Small Furn & Office Equip	715	2,000	2,000	2,000
4122	Computer Supp, Software	4,616	4,500	4,500	4,500
4400	Travel Expenses	542	250	250	250
4490	Drafting	0	750	0	750
4530	Books	0	500	500	500
4550	Outside Professional	115,886	117,848	86,598	0
4570	Service Contracts	26,159	20,000	20,000	20,000
4670	Signs,Road Paint & Markings	3,993	5,000	2,500	5,000
4720	Conferences & Dues	270	2,000	500	2,000
8020	Social Security	112,151	117,219	117,219	110,716
8021	MTA Tax	5,134	5,210	5,210	4,921
Total Planning Department		\$1,798,951	\$1,810,501	\$1,771,201	\$1,631,905
<u>B8025-Planning Board</u>					
1100	Regular Salaries	108,123	112,000	112,000	112,000
4000	Credit Card Fees	910	1,000	1,000	1,000
4460	Outside Stenographic	2,552	4,000	3,000	4,000
4700	Advertising	646	3,000	1,000	3,000
8020	Social Security	7,388	8,568	8,568	8,568
8021	MTA Tax	328	381	381	381
Total Planning Board		\$119,947	\$128,949	\$125,949	\$128,949
<u>B8036-Accessory Apt Code Compliance</u>					
1100	Regular Salaries	180,633	141,735	141,735	145,136
1150	Permanent Part Time Salaries	53,821	40,000	40,000	40,000
1300	Overtime Salaries	767	0	0	0
4000	Credit Card Fees	2,535	2,500	2,500	2,500
4110	Office Supplies	482	518	518	500
4460	Outside Stenographic	1,900	2,500	2,500	2,500
4470	Uniforms	989	1,000	1,000	1,000
4700	Advertising	1,382	1,500	1,500	1,500
8020	Social Security	16,774	13,903	13,903	14,163
8021	MTA Tax	772	618	618	629
Total Accessory Apt Code Compliance		\$260,055	\$204,274	\$204,274	\$207,928



Part Town Expenditures Detail

<u>Object</u>	<u>Description</u>	<u>2015</u> <u>Actual</u>	<u>2016</u> <u>Budget</u>	<u>2016</u> <u>Forecast</u>	<u>2017</u> <u>Budget</u>
<u>B8710-Conservation Board</u>					
1150	Permanent Part Time Salaries	11,296	14,000	12,000	15,000
8020	Social Security	741	1,148	1,148	1,148
8021	MTA Tax	33	51	51	51
Total Conservation Board		\$12,070	\$15,199	\$13,199	\$16,199
<u>B9010-State Retirement</u>					
8010	State Retirement	1,076,794	1,091,375	995,000	1,091,375
Total State Retirement		\$1,076,794	\$1,091,375	\$995,000	\$1,091,375
<u>B9030-Social Security</u>					
8020	Social Security	12,701	26,500	26,500	26,500
Total Social Security		\$12,701	\$26,500	\$26,500	\$26,500
<u>B9040-Worker's Compensation</u>					
8030	Worker's Compensation	125,696	120,000	120,000	120,000
Total Worker's Compensation		\$125,696	\$120,000	\$120,000	\$120,000
<u>B9045-Life Insurance</u>					
8040	Life Insurance	6,992	10,000	10,000	10,000
Total Life Insurance		\$6,992	\$10,000	\$10,000	\$10,000
<u>B9050-Unemployment Insurance</u>					
8050	Unemployment Insurance	0	8,000	2,000	8,000
Total Unemployment Insurance		\$0	\$8,000	\$2,000	\$8,000
<u>B9055-Disability Insurance</u>					
8060	Disability Insurance	8,652	20,000	10,000	20,000
Total Disability Insurance		\$8,652	\$20,000	\$10,000	\$20,000
<u>B9060-Hospital / Medical Insurance</u>					
8070	Health Insurance	1,024,512	1,250,000	1,150,000	1,400,000
8071	Retiree Health Insurance	804,720	847,000	847,000	977,700
8072	Medicare Reimbursement	88,891	97,000	97,000	97,000
Total Hospital / Medical Insurance		\$1,918,124	\$2,194,000	\$2,094,000	\$2,474,700
<u>B9065-Welfare Fund-White Collar/ Appt</u>					
8080	Dental	151,566	160,000	160,000	160,000
Total Welfare Fund-White Collar/ Appt		\$151,566	\$160,000	\$160,000	\$160,000
<u>B9070-Misc. Salaried Benefits</u>					
8090	Welfare Fund - B/C Local 342	1,320	2,000	2,000	2,000
8100	Retirement Accrual Payout	99,620	90,000	90,000	90,000
8101	Accrual Payout	33,558	54,000	54,000	54,000
8102	Personal Days Expense	32,853	26,000	26,000	26,000
Total Misc. Salaried Benefits		\$167,351	\$172,000	\$172,000	\$172,000



Part Town Expenditures Detail

<u>Object</u>	<u>Description</u>	<u>2015</u> <u>Actual</u>	<u>2016</u> <u>Budget</u>	<u>2016</u> <u>Forecast</u>	<u>2017</u> <u>Budget</u>
<u>B9710-Serial Bonds</u>					
6000	Principal on Indebtedness	112,108	134,200	134,200	150,000
7000	Interest on Indebtedness	44,321	55,400	55,400	55,000
Total Serial Bonds		\$156,429	\$189,600	\$189,600	\$205,000
<u>B9950-Interfund Trans - Capital Cash</u>					
9010	Transfer	26,300	0	0	0
Total Interfund Trans - Capital Cash		\$26,300	\$0	\$0	\$0
Fund Total		\$10,541,852	\$10,922,805	\$10,635,480	\$10,993,654



Board of Trustees Revenue Detail

<u>Object</u>	<u>Description</u>	<u>2015</u> <u>Actual</u>	<u>2016</u> <u>Budget</u>	<u>2016</u> <u>Forecast</u>	<u>2017</u> <u>Budget</u>
C2401-Board of Trustees					
2401	Interest & Earnings	1,397	1,000	2,000	2,099
Total Board of Trustees		\$1,397	\$1,000	\$2,000	\$2,099
C2410-Board of Trustees					
2410	Rental of Real Property	105,251	111,000	111,000	89,218
Total Board of Trustees		\$105,251	\$111,000	\$111,000	\$89,218
Fund Total		\$106,647	\$112,000	\$113,000	\$91,317



Board of Trustees Expenditures Detail

<u>Object</u>	<u>Description</u>	<u>2015</u> <u>Actual</u>	<u>2016</u> <u>Budget</u>	<u>2016</u> <u>Forecast</u>	<u>2017</u> <u>Budget</u>
<u>C1910-Unallocated Insurance</u>					
4150	Insurance	228	3,802	3,802	500
Total Unallocated Insurance		\$228	\$3,802	\$3,802	\$500
<u>C1950-Taxes & Assessment/Muni Prop</u>					
4170	Taxes & Assmts On Muni Prop	7,910	10,000	10,000	10,000
4550	Outside Professional	5,967	10,662	0	13,300
4551	Outside Professional - Legal	0	50,000	25,000	20,000
Total Taxes & Assessment/Muni Prop		\$13,877	\$70,662	\$35,000	\$43,300
<u>C9901-Interfund Transfers</u>					
9010	Transfer	5,505	37,536	37,536	47,517
Total Interfund Transfers		\$5,505	\$37,536	\$37,536	\$47,517
Fund Total		\$19,610	\$112,000	\$76,338	\$91,317



Business Improvement Districts Revenue Detail

<u>Object</u>	<u>Description</u>	<u>2015</u> <u>Actual</u>	<u>2016</u> <u>Budget</u>	<u>2016</u> <u>Forecast</u>	<u>2017</u> <u>Budget</u>
<u>CB1001-Business Improvement Districts</u>					
1001	Real Property Taxes	186,500	186,500	186,500	186,500
Total Business Improvement Districts		\$186,500	\$186,500	\$186,500	\$186,500
<u>CB1090-Business Improvement Districts</u>					
1090	Interest & Penalties	0	5	5	5
Total Business Improvement Districts		\$0	\$5	\$5	\$5
Fund Total		\$186,500	\$186,505	\$186,505	\$186,505



Business Improvement Districts Expenditures Detail

<u>Object</u>	<u>Description</u>	<u>2015</u> <u>Actual</u>	<u>2016</u> <u>Budget</u>	<u>2016</u> <u>Forecast</u>	<u>2017</u> <u>Budget</u>
CB8620-Business Improvement Districts					
4001	Contractual Agreement	0	5	5	5
4034	Huntington Village BID	87,500	87,500	87,500	87,500
4035	Cold Spring Harbor BID	9,000	9,000	9,000	9,000
4045	Huntington Station BID	90,000	90,000	90,000	90,000
Total Business Improvement Districts		\$186,500	\$186,505	\$186,505	\$186,505
Fund Total		\$186,500	\$186,505	\$186,505	\$186,505



Highway Fund Revenue Detail

Object	Description	<u>2015</u> <u>Actual</u>	<u>2016</u> <u>Budget</u>	<u>2016</u> <u>Forecast</u>	<u>2017</u> <u>Budget</u>
<u>DB0511-Highway Fund</u>					
0511R	Appropriated Reserves	0	1,000,000	1,000,000	25,000
Total Highway Fund		\$0	\$1,000,000	\$1,000,000	\$25,000
<u>DB1001-Highway Fund</u>					
1001	Real Property Taxes	29,717,196	31,713,152	31,713,152	32,597,757
Total Highway Fund		\$29,717,196	\$31,713,152	\$31,713,152	\$32,597,757
<u>DB1081-Highway Fund</u>					
1081	Other Payments Lieu of Taxes	66,506	66,500	66,500	66,500
Total Highway Fund		\$66,506	\$66,500	\$66,500	\$66,500
<u>DB1090-Highway Fund</u>					
1090	Interest & Penalties	297	0	0	0
Total Highway Fund		\$297	\$0	\$0	\$0
<u>DB1260-Highway</u>					
1260	FOIL Request	295	0	0	0
Total Highway		\$295	\$0	\$0	\$0
<u>DB1789-Other Transportation Income</u>					
1789	Other Transportation Income	464,858	0	0	0
Total Other Transportation Income		\$464,858	\$0	\$0	\$0
<u>DB2300-Highway Fund</u>					
2300	Trans Service, Other Govts	28,998	0	0	0
Total Highway Fund		\$28,998	\$0	\$0	\$0
<u>DB2401-Highway Fund</u>					
2401	Interest & Earnings	63,065	80,000	150,000	80,000
Total Highway Fund		\$63,065	\$80,000	\$150,000	\$80,000
<u>DB2402-Highway</u>					
2402	Earn/Invest Capital Fund	4,996	10,000	10,000	0
Total Highway		\$4,996	\$10,000	\$10,000	\$0
<u>DB2408-Highway Fund</u>					
2408	Interest/Miscellaneous Reserve	10,624	0	0	0
Total Highway Fund		\$10,624	\$0	\$0	\$0
<u>DB2590-Highway Fund</u>					
2590	Other Permits - Town Eng	148,375	200,000	200,000	300,000
Total Highway Fund		\$148,375	\$200,000	\$200,000	\$300,000
<u>DB2650-Highway Fund</u>					
2650	Sale of Scrap & Exc Matl	15,017	8,000	20,000	8,000
Total Highway Fund		\$15,017	\$8,000	\$20,000	\$8,000



Highway Fund Revenue Detail

Object	Description	<u>2015</u> <u>Actual</u>	<u>2016</u> <u>Budget</u>	<u>2016</u> <u>Forecast</u>	<u>2017</u> <u>Budget</u>
<u>DB2680-Highway Fund</u>					
2680	Insurance Recoveries	403,009	5,000	50,000	5,000
Total Highway Fund		\$403,009	\$5,000	\$50,000	\$5,000
<u>DB2709-Highway Fund</u>					
2709	Employee/Retiree Contributions	361,558	175,000	200,000	240,000
Total Highway Fund		\$361,558	\$175,000	\$200,000	\$240,000
<u>DB2770-Highway Fund</u>					
2770	Unclassified Revenues	45	100	100	100
Total Highway Fund		\$45	\$100	\$100	\$100
<u>DB3089-Highway</u>					
3089	State Aid, Other	127,042	0	0	0
Total Highway		\$127,042	\$0	\$0	\$0
<u>DB3501-Highway Fund</u>					
3501	State Aid, CHIPS	2,420,057	1,709,769	1,709,769	1,706,000
Total Highway Fund		\$2,420,057	\$1,709,769	\$1,709,769	\$1,706,000
<u>DB4785-Highway Fund</u>					
4785	Federal Aid - FEMA	256,604	0	0	0
Total Highway Fund		\$256,604	\$0	\$0	\$0
<u>DB5033-Transfers - General Revenue</u>					
5033	Capital Project Transfers	64,857	0	0	0
Total Transfers - General Revenue		\$64,857	\$0	\$0	\$0
Fund Total		\$34,153,399	\$34,967,521	\$35,119,521	\$35,028,357



Highway Fund Expenditures Detail

<u>Object</u>	<u>Description</u>	<u>2015</u> <u>Actual</u>	<u>2016</u> <u>Budget</u>	<u>2016</u> <u>Forecast</u>	<u>2017</u> <u>Budget</u>
<u>DB1380-Fiscal Agent Fees</u>					
4600	Bond & Note Issue & Serv Exp	37,150	35,000	45,000	45,000
Total Fiscal Agent Fees		\$37,150	\$35,000	\$45,000	\$45,000
<u>DB1680-Information Technology</u>					
2220	Townwide Computerization	0	0	0	10,000
4570	Service Contracts	40,801	50,320	61,320	63,200
Total Information Technology		\$40,801	\$50,320	\$61,320	\$73,200
<u>DB1910-Unallocated Insurance</u>					
4150	Insurance	93,556	106,085	106,085	112,000
Total Unallocated Insurance		\$93,556	\$106,085	\$106,085	\$112,000
<u>DB1930-Judgements and Claims</u>					
4160	Judgements & Claims	0	925,000	925,000	0
Total Judgements and Claims		\$0	\$925,000	\$925,000	\$0
<u>DB1989-Other General Gov Support</u>					
4180	Employee Assistance Program	5,250	9,000	6,000	9,000
Total Other General Gov Support		\$5,250	\$9,000	\$6,000	\$9,000
<u>DB1990-Contingency</u>					
1100	Regular Salaries	0	7,946	0	0
Total Contingency		\$0	\$7,946	\$0	\$0



Highway Fund Expenditures Detail

<u>Object</u>	<u>Description</u>	<u>2015</u> <u>Actual</u>	<u>2016</u> <u>Budget</u>	<u>2016</u> <u>Forecast</u>	<u>2017</u> <u>Budget</u>
<u>DB5110-Highway Repairs</u>					
1100	Regular Salaries	8,705,550	8,931,258	8,900,000	9,059,426
1150	Permanent Part Time Salaries	124,660	80,000	125,000	80,000
1200	Non-Permanent Salaries	297,503	305,000	300,000	305,000
1300	Overtime Salaries	619,432	430,000	430,000	430,000
2100	Furniture and Furnishings	903	0	0	2,000
2210	Computer, Software & Printers	29,685	1,500	1,500	0
2600	Equipment & Machinery	4,950	0	0	0
2776	Roads & Drainage	9,817	0	0	0
4110	Office Supplies	705	600	600	600
4115	Small Furn & Office Equip	1,407	3,500	3,500	1,500
4120	Fuel for Vehicle & Equipment	480,207	525,000	475,000	725,000
4122	Computer Supp, Software	7,016	8,500	8,500	10,000
4210	Telephone	5,284	14,000	14,000	14,000
4270	Motor Vehicle Rentals	60,000	50,000	50,000	50,000
4352	Leaf Bags	241,950	235,000	235,000	235,000
4470	Uniforms	34,686	37,500	37,500	35,000
4480	Photography	0	1,000	1,000	1,000
4510	Equip Supplies, Repairs & Main	78,829	80,000	80,000	80,000
4520	Vehicle Repairs, Supplies	32,760	30,000	30,000	30,000
4530	Books	0	1,000	1,000	1,000
4550	Outside Professional	5,421	15,000	15,000	15,000
4620	Medical & Safety Supplies	0	600	600	600
4650	Building Repair, Maint & Supp	35,755	50,846	50,846	35,000
4670	Signs,Road Paint & Markings	177,187	175,000	175,000	180,000
4680	Surfacing Materials	214,931	225,000	225,000	225,000
4690	Fertilizer, Seed & Sod	1,999	2,000	2,000	2,000
4760	Pet Food	130	1,000	1,000	1,000
4770	Small Tools & Equipment	14,809	15,000	15,000	15,000
4775	Drainage Maintenance	337,230	350,000	350,000	350,000
4850	Tuition	5,185	7,500	7,500	7,500
4950	Other	160	0	0	0
8020	Social Security	688,215	699,400	700,000	756,990
8021	MTA Tax	33,784	34,172	34,172	33,644
Total Highway Repairs		\$12,250,149	\$12,309,376	\$12,268,718	\$12,681,260
<u>DB5112-Capital Highway Improve Prg</u>					
2000	C.H.I.P.S.	2,420,057	1,706,000	1,706,000	1,706,000
Total Capital Highway Improve Prg		\$2,420,057	\$1,706,000	\$1,706,000	\$1,706,000



Highway Fund Expenditures Detail

<u>Object</u>	<u>Description</u>	<u>2015</u> <u>Actual</u>	<u>2016</u> <u>Budget</u>	<u>2016</u> <u>Forecast</u>	<u>2017</u> <u>Budget</u>
<u>DB5130-Highway Machinery</u>					
1100	Regular Salaries	957,739	1,117,345	1,120,000	1,202,018
1200	Non-Permanent Salaries	13,322	20,000	20,000	20,000
1300	Overtime Salaries	107,373	73,500	73,500	73,500
2400	Communication Equipment	1,350	5,000	1,500	15,000
2600	Equipment & Machinery	499,694	25,000	25,000	0
4470	Uniforms	5,485	7,500	7,500	10,000
4510	Equip Supplies, Repairs & Main	58,577	100,000	100,000	100,000
4520	Vehicle Repairs, Supplies	765,795	525,000	525,000	550,000
4770	Small Tools & Equipment	4,410	7,500	7,500	7,500
8020	Social Security	73,325	97,016	97,016	99,107
8021	MTA Tax	4,050	4,312	4,312	4,405
Total Highway Machinery		\$2,491,119	\$1,982,173	\$1,981,328	\$2,081,530
<u>DB5140-Brush and Weeds</u>					
2600	Equipment & Machinery	0	5,000	5,000	0
2784	Trees	281,275	239,000	239,000	250,000
4420	Subcontract Cost	29,893	125,000	100,000	130,000
4510	Equip Supplies, Repairs & Main	0	7,000	7,000	0
4770	Small Tools & Equipment	0	5,000	5,000	0
4990	Refuse Disposal Charges	0	1,000	1,000	0
Total Brush and Weeds		\$311,168	\$382,000	\$357,000	\$380,000
<u>DB5142-Snow Removal</u>					
1100	Regular Salaries	967,518	500,000	400,000	500,000
1300	Overtime Salaries	1,504,521	425,000	750,000	425,000
4010	Contingency	0	340,000	0	340,000
4270	Motor Vehicle Rentals	1,517,994	500,000	700,000	500,000
4350	Snow Removal Materials	1,291,890	350,000	900,000	350,000
8020	Social Security	215,513	70,763	85,000	70,763
8021	MTA Tax	8,278	3,145	4,000	3,145
Total Snow Removal		\$5,505,714	\$2,188,908	\$2,839,000	\$2,188,908
<u>DB9010-State Retirement</u>					
8010	State Retirement	2,613,552	2,322,659	2,230,000	2,322,659
Total State Retirement		\$2,613,552	\$2,322,659	\$2,230,000	\$2,322,659
<u>DB9030-Social Security</u>					
8020	Social Security	42,721	48,000	48,000	48,000
Total Social Security		\$42,721	\$48,000	\$48,000	\$48,000
<u>DB9040-Worker's Compensation</u>					
8030	Worker's Compensation	932,628	900,000	1,000,000	1,100,000
Total Worker's Compensation		\$932,628	\$900,000	\$1,000,000	\$1,100,000



Highway Fund Expenditures Detail

<u>Object</u>	<u>Description</u>	<u>2015</u> <u>Actual</u>	<u>2016</u> <u>Budget</u>	<u>2016</u> <u>Forecast</u>	<u>2017</u> <u>Budget</u>
<u>DB9045-Life Insurance</u>					
8040	Life Insurance	184	400	400	400
Total Life Insurance		\$184	\$400	\$400	\$400
<u>DB9050-Unemployment Insurance</u>					
8050	Unemployment Insurance	836	5,000	5,000	75,000
Total Unemployment Insurance		\$836	\$5,000	\$5,000	\$75,000
<u>DB9055-Disability Insurance</u>					
8060	Disability Insurance	167	1,000	500	1,000
Total Disability Insurance		\$167	\$1,000	\$500	\$1,000
<u>DB9060-Hospital / Medical Insurance</u>					
8070	Health Insurance	2,478,121	2,600,000	2,500,000	3,000,000
8071	Retiree Health Insurance	1,340,930	1,440,000	1,440,000	1,642,900
8072	Medicare Reimbursement	122,793	125,000	125,000	131,000
Total Hospital / Medical Insurance		\$3,941,844	\$4,165,000	\$4,065,000	\$4,773,900
<u>DB9065-Welfare Fund-White Collar/Appt</u>					
8080	Dental	4,167	6,500	6,500	6,500
Total Welfare Fund-White Collar/Appt		\$4,167	\$6,500	\$6,500	\$6,500
<u>DB9070-Misc. Salaried Benefits</u>					
8090	Welfare Fund - B/C Local 342	191,180	200,000	200,000	200,000
8100	Retirement Accrual Payout	352,628	125,000	125,000	125,000
8101	Accrual Payout	163,557	39,000	40,000	39,000
8102	Personal Days Expense	42,263	60,000	40,000	60,000
Total Misc. Salaried Benefits		\$749,629	\$424,000	\$405,000	\$424,000
<u>DB9710-Serial Bonds</u>					
6000	Principal on Indebtedness	5,942,418	5,999,000	5,975,000	5,600,000
7000	Interest on Indebtedness	1,535,411	1,395,000	1,419,000	1,400,000
Total Serial Bonds		\$7,477,829	\$7,394,000	\$7,394,000	\$7,000,000
<u>DB9730-Bond Anticipation Notes</u>					
7000	Interest on Indebtedness	15,675	0	0	0
Total Bond Anticipation Notes		\$15,675	\$0	\$0	\$0
<u>DB9950-Interfund Trans - Capital Cash</u>					
9010	Transfer	681,258	0	0	0
Total Interfund Trans - Capital Cash		\$681,258	\$0	\$0	\$0
Fund Total		\$39,615,453	\$34,968,367	\$35,449,851	\$35,028,357



Fire Protection Revenue Detail

Object	Description	<u>2015</u> <u>Actual</u>	<u>2016</u> <u>Budget</u>	<u>2016</u> <u>Forecast</u>	<u>2017</u> <u>Budget</u>
<u>SF11001-Fire Protection</u>					
1001	Real Property Taxes	1,531,543	1,572,553	1,572,553	1,574,370
Total Fire Protection		\$1,531,543	\$1,572,553	\$1,572,553	\$1,574,370
<u>SF11090-Fire Protection</u>					
1090	Interest & Penalties	15	0	0	0
Total Fire Protection		\$15	\$0	\$0	\$0
<u>SF12401-Fire Protection</u>					
2401	Interest & Earnings	1,236	5,000	5,000	5,000
Total Fire Protection		\$1,236	\$5,000	\$5,000	\$5,000
Fund Total		\$1,532,795	\$1,577,553	\$1,577,553	\$1,579,370



Fire Protection Expenditures Detail

<u>Object</u>	<u>Description</u>	<u>2015</u> <u>Actual</u>	<u>2016</u> <u>Budget</u>	<u>2016</u> <u>Forecast</u>	<u>2017</u> <u>Budget</u>
SF13410-Fire Protection District #1					
4290	Other Equipment Rental	30,446	32,630	32,630	32,630
4420	Subcontract Cost	1,436,931	1,447,421	1,447,421	1,447,421
Total Fire Protection District #1		\$1,467,377	\$1,480,051	\$1,480,051	\$1,480,051
SF19901-Interfund Transfers					
9010	Transfer	89,054	97,502	97,502	99,319
Total Interfund Transfers		\$89,054	\$97,502	\$97,502	\$99,319
Fund Total		\$1,556,431	\$1,577,553	\$1,577,553	\$1,579,370



Street Lighting Revenue Detail

<u>Object</u>	<u>Description</u>	<u>2015</u> <u>Actual</u>	<u>2016</u> <u>Budget</u>	<u>2016</u> <u>Forecast</u>	<u>2017</u> <u>Budget</u>
<u>SL0599-Street Lighting</u>					
0599R	Appropriated Fund Balance	0	749,631	750,000	500,000
Total Street Lighting		\$0	\$749,631	\$750,000	\$500,000
<u>SL1001-Street Lighting</u>					
1001	Real Property Taxes	3,281,315	3,295,166	3,295,166	3,477,062
Total Street Lighting		\$3,281,315	\$3,295,166	\$3,295,166	\$3,477,062
<u>SL1081-Street Lighting</u>					
1081	Other Payments Lieu of Taxes	7,124	7,700	7,700	7,700
Total Street Lighting		\$7,124	\$7,700	\$7,700	\$7,700
<u>SL1090-Street Lighting</u>					
1090	Interest & Penalties	33	0	0	0
Total Street Lighting		\$33	\$0	\$0	\$0
<u>SL2401-Street Lighting</u>					
2401	Interest & Earnings	16,260	22,000	15,000	22,000
Total Street Lighting		\$16,260	\$22,000	\$15,000	\$22,000
<u>SL2402-Streetlighting</u>					
2402	Earn/Invest Capital Fund	119	500	100	0
Total Streetlighting		\$119	\$500	\$100	\$0
<u>SL2408-Streetlighting</u>					
2408	Interest/Miscellaneous Reserve	88	0	0	0
Total Streetlighting		\$88	\$0	\$0	\$0
<u>SL2680-Street Lighting</u>					
2680	Insurance Recoveries	0	0	10,500	0
Total Street Lighting		\$0	\$0	\$10,500	\$0
<u>SL2709-Streetlighting</u>					
2709	Employee/Retiree Contributions	26,280	15,000	15,000	15,000
Total Streetlighting		\$26,280	\$15,000	\$15,000	\$15,000
<u>SL4785-Federal Aid-FEMA</u>					
4785	Federal Aid - FEMA	3,064	0	0	0
Total Federal Aid-FEMA		\$3,064	\$0	\$0	\$0
<u>SL5033-Streetlighting</u>					
5033	Capital Project Transfers	0	369	0	0
Total Streetlighting		\$0	\$369	\$0	\$0
Fund Total		\$3,334,282	\$4,090,366	\$4,093,466	\$4,021,762



Street Lighting Expenditures Detail

Object	Description	<u>2015</u> <u>Actual</u>	<u>2016</u> <u>Budget</u>	<u>2016</u> <u>Forecast</u>	<u>2017</u> <u>Budget</u>
<u>SL1380-Fiscal Agent Fees</u>					
4600	Bond & Note Issue & Serv Exp	0	500	500	500
Total Fiscal Agent Fees		\$0	\$500	\$500	\$500
<u>SL1680-Information Technology</u>					
2220	Townwide Computerization	1,988	0	0	0
4570	Service Contracts	1,919	2,500	2,500	2,500
Total Information Technology		\$3,907	\$2,500	\$2,500	\$2,500
<u>SL1910-Unallocated Insurance</u>					
4150	Insurance	10,832	12,287	12,287	14,000
Total Unallocated Insurance		\$10,832	\$12,287	\$12,287	\$14,000
<u>SL5182-Townwide Street Lighting Distr</u>					
1100	Regular Salaries	826,121	728,394	728,394	732,366
1200	Non-Permanent Salaries	928	0	0	0
1300	Overtime Salaries	30,958	10,000	10,000	10,000
1400	Summer Casual Salaries	8,463	9,000	10,100	9,000
2222	Computer Software & Programs	1,729	5,000	2,500	5,000
2313	Leased Motor Vehicles	0	2,500	2,500	4,000
2785	Streetlights	442,536	549,109	549,109	500,000
4110	Office Supplies	91	1,665	1,665	250
4115	Small Furn & Office Equip	0	750	750	750
4120	Fuel for Vehicle & Equipment	17,123	21,000	18,000	21,000
4210	Telephone	29,517	35,000	35,000	35,000
4220	Electric (LIPA)	1,257,244	1,500,000	1,400,000	1,350,000
4470	Uniforms	2,039	1,750	1,750	1,750
4520	Vehicle Repairs, Supplies	22,158	16,000	16,000	16,000
4550	Outside Professional	0	10,000	10,000	10,000
4640	Lighting & Electric Supplies	48,531	74,950	74,000	75,000
4650	Building Repair, Maint & Supp	246	4,088	3,600	0
4720	Conferences & Dues	326	0	0	0
4770	Small Tools & Equipment	1,176	1,000	1,000	1,000
8020	Social Security	63,015	57,176	57,176	57,479
8021	MTA Tax	3,232	2,541	2,541	2,555
Total Townwide Street Lighting Distr		\$2,755,434	\$3,029,923	\$2,924,085	\$2,831,150
<u>SL9010-State Retirement</u>					
8010	State Retirement	174,637	148,301	148,301	148,301
Total State Retirement		\$174,637	\$148,301	\$148,301	\$148,301
<u>SL9030-Social Security</u>					
8020	Social Security	7,937	7,250	7,250	7,250
Total Social Security		\$7,937	\$7,250	\$7,250	\$7,250



Street Lighting Expenditures Detail

<u>Object</u>	<u>Description</u>	<u>2015</u> <u>Actual</u>	<u>2016</u> <u>Budget</u>	<u>2016</u> <u>Forecast</u>	<u>2017</u> <u>Budget</u>
<u>SL9040-Worker's Compensation</u>					
8030	Worker's Compensation	47,961	10,000	50,000	10,000
Total Worker's Compensation		\$47,961	\$10,000	\$50,000	\$10,000
<u>SL9045-Life Insurance</u>					
8040	Life Insurance	88	300	300	300
Total Life Insurance		\$88	\$300	\$300	\$300
<u>SL9050-Unemployment Insurance</u>					
8050	Unemployment Insurance	0	5,000	1,000	5,000
Total Unemployment Insurance		\$0	\$5,000	\$1,000	\$5,000
<u>SL9055-Disability Insurance</u>					
8060	Disability Insurance	83	1,000	500	1,000
Total Disability Insurance		\$83	\$1,000	\$500	\$1,000
<u>SL9060-Hospital / Medical Insurance</u>					
8070	Health Insurance	172,478	210,000	190,000	210,000
8071	Retiree Health Insurance	61,794	68,000	68,000	87,400
8072	Medicare Reimbursement	9,284	10,000	10,000	11,000
Total Hospital / Medical Insurance		\$243,557	\$288,000	\$268,000	\$308,400
<u>SL9065-Welfare Fund-White Collar/Appt</u>					
8080	Dental	2,664	4,200	4,200	4,200
Total Welfare Fund-White Collar/Appt		\$2,664	\$4,200	\$4,200	\$4,200
<u>SL9070-Misc. Salaried Benefits</u>					
8090	Welfare Fund - B/C Local 342	9,240	11,000	11,000	11,000
8100	Retirement Accrual Payout	69,855	55,000	55,000	55,000
8101	Accrual Payout	28,251	7,000	7,000	7,000
8102	Personal Days Expense	5,644	5,000	5,000	5,000
Total Misc. Salaried Benefits		\$112,990	\$78,000	\$78,000	\$78,000
<u>SL9710-Serial Bonds</u>					
6000	Principal on Indebtedness	8,537	8,900	8,900	9,250
7000	Interest on Indebtedness	2,698	2,400	2,400	2,400
Total Serial Bonds		\$11,235	\$11,300	\$11,300	\$11,650
<u>SL9901-Interfund Transfers</u>					
9010	Transfer	447,964	548,867	548,867	599,511
Total Interfund Transfers		\$447,964	\$548,867	\$548,867	\$599,511
<u>SL9950-Interfund Trans - Capital Cash</u>					
9010	Transfer	3,100	0	0	0
Total Interfund Trans - Capital Cash		\$3,100	\$0	\$0	\$0



Street Lighting Expenditures Detail

<u>Object</u>	<u>Description</u>	<u>2015</u> <u>Actual</u>	<u>2016</u> <u>Budget</u>	<u>2016</u> <u>Forecast</u>	<u>2017</u> <u>Budget</u>
Fund Total		<u>\$3,822,391</u>	<u>\$4,147,428</u>	<u>\$4,057,090</u>	<u>\$4,021,762</u>



Commack Ambulance Revenue Detail

<u>Object</u>	<u>Description</u>	<u>2015</u> <u>Actual</u>	<u>2016</u> <u>Budget</u>	<u>2016</u> <u>Forecast</u>	<u>2017</u> <u>Budget</u>
<u>SM10599-Commack Ambulance</u>					
0599R	Appropriated Fund Balance	0	2,500	2,500	0
Total Commack Ambulance		\$0	\$2,500	\$2,500	\$0
<u>SM11001-Commack Ambulance</u>					
1001	Real Property Taxes	548,871	401,946	401,946	414,904
Total Commack Ambulance		\$548,871	\$401,946	\$401,946	\$414,904
<u>SM11081-Commack Ambulance</u>					
1081	Other Payments Lieu of Taxes	1,146	0	0	0
Total Commack Ambulance		\$1,146	\$0	\$0	\$0
<u>SM11090-Commack Ambulance</u>					
1090	Interest & Penalties	5	0	0	0
Total Commack Ambulance		\$5	\$0	\$0	\$0
<u>SM12401-Commack Ambulance</u>					
2401	Interest & Earnings	316	1,500	1,500	1,500
Total Commack Ambulance		\$316	\$1,500	\$1,500	\$1,500
<u>SM12770-Commack Ambulance</u>					
2770	Unclassified Revenues	38,263	46,300	46,300	61,085
Total Commack Ambulance		\$38,263	\$46,300	\$46,300	\$61,085
Fund Total		\$588,601	\$452,246	\$452,246	\$477,489



Commack Ambulance Expenditures Detail

<u>Object</u>	<u>Description</u>	<u>2015</u> <u>Actual</u>	<u>2016</u> <u>Budget</u>	<u>2016</u> <u>Forecast</u>	<u>2017</u> <u>Budget</u>
<u>SM14541-Commack Ambulance District</u>					
4001	Contractual Agreement	491,338	341,338	341,338	341,338
4550	Outside Professional	0	2,500	2,500	2,500
Total Commack Ambulance District		\$491,338	\$343,838	\$343,838	\$343,838
<u>SM19010-State Retirement</u>					
8011	Vol. Ambulance Service Award	59,507	72,000	72,000	95,000
Total State Retirement		\$59,507	\$72,000	\$72,000	\$95,000
<u>SM19901-Interfund Transfers</u>					
9010	Transfer	33,333	36,408	36,408	38,651
Total Interfund Transfers		\$33,333	\$36,408	\$36,408	\$38,651
Fund Total		\$584,178	\$452,246	\$452,246	\$477,489



Huntington Comm. Ambulance Revenue Detail

Object	Description	<u>2015</u> <u>Actual</u>	<u>2016</u> <u>Budget</u>	<u>2016</u> <u>Forecast</u>	<u>2017</u> <u>Budget</u>
<u>SM20599-Huntington Comm. Ambulance</u>					
0599R	Appropriated Fund Balance	0	2,500	2,500	0
Total Huntington Comm. Ambulance		\$0	\$2,500	\$2,500	\$0
<u>SM21001-Huntington Comm. Ambulance</u>					
1001	Real Property Taxes	2,371,423	2,176,522	2,176,522	848,235
Total Huntington Comm. Ambulance		\$2,371,423	\$2,176,522	\$2,176,522	\$848,235
<u>SM21081-Huntington Comm. Ambulance</u>					
1081	Other Payments Lieu of Taxes	2,079	2,100	2,100	2,100
Total Huntington Comm. Ambulance		\$2,079	\$2,100	\$2,100	\$2,100
<u>SM21090-Huntington Comm. Ambulance</u>					
1090	Interest & Penalties	24	100	100	100
Total Huntington Comm. Ambulance		\$24	\$100	\$100	\$100
<u>SM22401-Huntington Comm. Ambulance</u>					
2401	Interest & Earnings	1,008	6,100	6,100	6,100
Total Huntington Comm. Ambulance		\$1,008	\$6,100	\$6,100	\$6,100
Fund Total		\$2,374,534	\$2,187,322	\$2,187,322	\$856,535



Huntington Comm. Ambulance Expenditures Detail

Object	Description	<u>2015</u> <u>Actual</u>	<u>2016</u> <u>Budget</u>	<u>2016</u> <u>Forecast</u>	<u>2017</u> <u>Budget</u>
<u>SM24542-Hunt Community Ambulance</u>					
4001	Contractual Agreement	1,865,003	1,585,003	1,585,003	200,000
4550	Outside Professional	0	2,500	2,500	2,500
Total Hunt Community Ambulance		<u>\$1,865,003</u>	<u>\$1,587,503</u>	<u>\$1,587,503</u>	<u>\$202,500</u>
<u>SM29010-State Retirement</u>					
8011	Vol. Ambulance Service Award	380,000	450,000	450,000	500,000
Total State Retirement		<u>\$380,000</u>	<u>\$450,000</u>	<u>\$450,000</u>	<u>\$500,000</u>
<u>SM29901-Interfund Transfers</u>					
9010	Transfer	134,720	149,819	149,819	154,035
Total Interfund Transfers		<u>\$134,720</u>	<u>\$149,819</u>	<u>\$149,819</u>	<u>\$154,035</u>
Fund Total		<u><u>\$2,379,723</u></u>	<u><u>\$2,187,322</u></u>	<u><u>\$2,187,322</u></u>	<u><u>\$856,535</u></u>



Consolidated Refuse Fund Revenue Detail

<u>Object</u>	<u>Description</u>	<u>2015</u> <u>Actual</u>	<u>2016</u> <u>Budget</u>	<u>2016</u> <u>Forecast</u>	<u>2017</u> <u>Budget</u>
<u>SR0511-Consolidated Refuse Fund</u>					
0511R	Appropriated Reserves	0	50,000	50,000	0
Total Consolidated Refuse Fund		\$0	\$50,000	\$50,000	\$0
<u>SR0599-Consolidated Refuse Fund</u>					
0599R	Appropriated Fund Balance	0	365,000	365,000	300,000
Total Consolidated Refuse Fund		\$0	\$365,000	\$365,000	\$300,000
<u>SR1001-Consolidated Refuse Fund</u>					
1001	Real Property Taxes	24,034,328	24,160,829	24,160,829	24,570,261
Total Consolidated Refuse Fund		\$24,034,328	\$24,160,829	\$24,160,829	\$24,570,261
<u>SR1090-Consolidated Refuse Fund</u>					
1090	Interest & Penalties	240	1,000	1,000	1,000
Total Consolidated Refuse Fund		\$240	\$1,000	\$1,000	\$1,000
<u>SR2130-Consolidated Refuse Fund</u>					
2130	Refuse & Garbage Charges	8,595	9,040	9,040	9,040
Total Consolidated Refuse Fund		\$8,595	\$9,040	\$9,040	\$9,040
<u>SR2376-Refuse & Garb Serv, Other Gov</u>					
2376	Refuse & Garb Serv, Other Gov	9,933	9,658	9,658	9,658
Total Refuse & Garb Serv, Other Gov		\$9,933	\$9,658	\$9,658	\$9,658
<u>SR2401-Consolidated Refuse Fund</u>					
2401	Interest & Earnings	50,698	70,000	70,000	70,000
Total Consolidated Refuse Fund		\$50,698	\$70,000	\$70,000	\$70,000
<u>SR2402-Consolidated Refuse Fund</u>					
2402	Earn/Invest Capital Fund	377	1,200	1,200	0
Total Consolidated Refuse Fund		\$377	\$1,200	\$1,200	\$0
<u>SR2408-Consolidated Refuse</u>					
2408	Interest/Miscellaneous Reserve	320	0	0	0
Total Consolidated Refuse		\$320	\$0	\$0	\$0
<u>SR2651-Sales of Recycled Materials</u>					
2651	Sales Of Recycled Materials	113,159	40,000	30,000	40,000
Total Sales of Recycled Materials		\$113,159	\$40,000	\$30,000	\$40,000
<u>SR2701-Consolidated Refuse Fund</u>					
2701	Refund Of PR YRS Expend	127	0	0	0
Total Consolidated Refuse Fund		\$127	\$0	\$0	\$0
<u>SR2709-Consolidated Refuse</u>					
2709	Employee/Retiree Contributions	94,186	50,000	50,000	50,000
Total Consolidated Refuse		\$94,186	\$50,000	\$50,000	\$50,000



Consolidated Refuse Fund Revenue Detail

<u>Object</u>	<u>Description</u>	<u>2015</u> <u>Actual</u>	<u>2016</u> <u>Budget</u>	<u>2016</u> <u>Forecast</u>	<u>2017</u> <u>Budget</u>
SR5033-Capital Project Reimbursement					
5033	Capital Project Transfers	21,133	0	0	0
Total Capital Project Reimbursement		\$21,133	\$0	\$0	\$0
Fund Total		\$24,333,096	\$24,756,727	\$24,746,727	\$25,049,959



Consolidated Refuse Fund Expenditures Detail

<u>Object</u>	<u>Description</u>	<u>2015</u> <u>Actual</u>	<u>2016</u> <u>Budget</u>	<u>2016</u> <u>Forecast</u>	<u>2017</u> <u>Budget</u>
<u>SR1380-Fiscal Agent Fees</u>					
4600	Bond & Note Issue & Serv Exp	3,411	3,000	3,000	3,000
Total Fiscal Agent Fees		\$3,411	\$3,000	\$3,000	\$3,000
<u>SR1680-Information Technology</u>					
4570	Service Contracts	16,454	16,500	16,500	17,000
Total Information Technology		\$16,454	\$16,500	\$16,500	\$17,000
<u>SR1910-Unallocated Insurance</u>					
4150	Insurance	67,276	76,284	70,000	80,000
Total Unallocated Insurance		\$67,276	\$76,284	\$70,000	\$80,000
<u>SR1989-Other General Gov Support</u>					
4180	Employee Assistance Program	3,500	6,000	3,500	6,000
Total Other General Gov Support		\$3,500	\$6,000	\$3,500	\$6,000
<u>SR1990-Contingency</u>					
1100	Regular Salaries	0	126,010	25,000	0
Total Contingency		\$0	\$126,010	\$25,000	\$0



Consolidated Refuse Fund Expenditures Detail

<u>Object</u>	<u>Description</u>	<u>2015</u> <u>Actual</u>	<u>2016</u> <u>Budget</u>	<u>2016</u> <u>Forecast</u>	<u>2017</u> <u>Budget</u>
<u>SR8158-Consolidated Refuse District</u>					
1100	Regular Salaries	3,233,486	3,372,090	3,347,838	3,447,749
1150	Permanent Part Time Salaries	28	30,000	30,000	30,000
1175	Part Time Salaries	15,415	0	0	0
1200	Non-Permanent Salaries	128,958	140,000	140,000	140,000
1300	Overtime Salaries	343,274	210,000	210,000	210,000
2313	Leased Motor Vehicles	0	4,800	4,800	0
2314	Trucks	0	14,700	14,700	0
2600	Equipment & Machinery	0	1,371	1,371	0
4110	Office Supplies	191	500	500	500
4120	Fuel for Vehicle & Equipment	159,233	210,300	180,000	225,000
4122	Computer Supp, Software	0	800	800	0
4130	Postage	17,600	15,600	15,600	15,600
4210	Telephone	1,579	2,000	2,000	2,000
4220	Electric (LIPA)	5,361	10,000	7,000	10,000
4230	Water	0	200	200	200
4420	Subcontract Cost	5,820,593	5,605,000	5,605,000	5,700,000
4470	Uniforms	12,363	13,230	12,000	12,000
4500	Printing	20,136	25,196	25,196	25,196
4510	Equip Supplies, Repairs & Main	5,264	5,500	5,500	5,500
4520	Vehicle Repairs, Supplies	264,869	258,629	258,629	260,000
4550	Outside Professional	33,646	28,133	28,133	11,500
4570	Service Contracts	141	19,360	19,360	19,360
4620	Medical & Safety Supplies	2,979	3,400	3,400	3,400
4650	Building Repair, Maint & Supp	3,179	4,000	4,000	4,000
4770	Small Tools & Equipment	1,050	2,950	3,400	3,400
4990	Refuse Disposal Charges	8,530,294	9,510,566	9,511,346	9,516,946
8020	Social Security	277,564	296,459	296,459	292,378
8021	MTA Tax	12,587	13,198	13,198	12,995
Total Consolidated Refuse District		\$18,889,789	\$19,797,982	\$19,740,430	\$19,947,724
<u>SR9010-State Retirement</u>					
8010	State Retirement	721,070	740,174	647,000	740,174
Total State Retirement		\$721,070	\$740,174	\$647,000	\$740,174
<u>SR9030-Social Security</u>					
8020	Social Security	4,818	23,000	23,000	23,000
Total Social Security		\$4,818	\$23,000	\$23,000	\$23,000
<u>SR9040-Worker's Compensation</u>					
8030	Worker's Compensation	455,589	300,000	500,000	300,000
Total Worker's Compensation		\$455,589	\$300,000	\$500,000	\$300,000



Consolidated Refuse Fund Expenditures Detail

Object	Description	<u>2015</u> <u>Actual</u>	<u>2016</u> <u>Budget</u>	<u>2016</u> <u>Forecast</u>	<u>2017</u> <u>Budget</u>
<u>SR9045-Life Insurance</u>					
8040	Life Insurance	88	500	500	500
Total Life Insurance		<u>\$88</u>	<u>\$500</u>	<u>\$500</u>	<u>\$500</u>
<u>SR9050-Unemployment Insurance</u>					
8050	Unemployment Insurance	21,279	20,000	20,000	20,000
Total Unemployment Insurance		<u>\$21,279</u>	<u>\$20,000</u>	<u>\$20,000</u>	<u>\$20,000</u>
<u>SR9055-Disability Insurance</u>					
8060	Disability Insurance	83	500	500	500
Total Disability Insurance		<u>\$83</u>	<u>\$500</u>	<u>\$500</u>	<u>\$500</u>
<u>SR9060-Hospital / Medical Insurance</u>					
8070	Health Insurance	753,383	775,000	775,000	900,000
8071	Retiree Health Insurance	378,376	415,000	415,000	444,000
8072	Medicare Reimbursement	28,587	35,000	35,000	33,000
Total Hospital / Medical Insurance		<u>\$1,160,346</u>	<u>\$1,225,000</u>	<u>\$1,225,000</u>	<u>\$1,377,000</u>
<u>SR9065-Welfare Fund-White Collar/Appt</u>					
8080	Dental	2,001	2,100	2,100	2,100
Total Welfare Fund-White Collar/Appt		<u>\$2,001</u>	<u>\$2,100</u>	<u>\$2,100</u>	<u>\$2,100</u>
<u>SR9070-Misc. Salaried Benefits</u>					
8090	Welfare Fund - B/C Local 342	61,490	68,000	68,000	68,000
8100	Retirement Accrual Payout	27,147	55,000	55,000	55,000
8101	Accrual Payout	23,087	22,000	22,000	22,000
8102	Personal Days Expense	12,746	27,000	27,000	27,000
Total Misc. Salaried Benefits		<u>\$124,470</u>	<u>\$172,000</u>	<u>\$172,000</u>	<u>\$172,000</u>
<u>SR9710-Serial Bonds</u>					
6000	Principal on Indebtedness	129,963	147,190	147,190	165,000
7000	Interest on Indebtedness	46,006	50,810	50,810	53,000
Total Serial Bonds		<u>\$175,969</u>	<u>\$198,000</u>	<u>\$198,000</u>	<u>\$218,000</u>
<u>SR9901-Interfund Transfers</u>					
9010	Transfer	1,874,409	2,001,310	2,001,310	2,142,961
Total Interfund Transfers		<u>\$1,874,409</u>	<u>\$2,001,310</u>	<u>\$2,001,310</u>	<u>\$2,142,961</u>
<u>SR9950-Interfund Trans - Capital Cash</u>					
9010	Transfer	15,000	65,000	65,000	0
Total Interfund Trans - Capital Cash		<u>\$15,000</u>	<u>\$65,000</u>	<u>\$65,000</u>	<u>\$0</u>
Fund Total		<u><u>\$23,535,552</u></u>	<u><u>\$24,773,360</u></u>	<u><u>\$24,712,840</u></u>	<u><u>\$25,049,959</u></u>



Huntington Sewer Revenue Detail

<u>Object</u>	<u>Description</u>	<u>2015</u> <u>Actual</u>	<u>2016</u> <u>Budget</u>	<u>2016</u> <u>Forecast</u>	<u>2017</u> <u>Budget</u>
<u>SS10599-Huntington Sewer</u>					
0599R	Appropriated Fund Balance	0	455,000	455,000	250,000
Total Huntington Sewer		\$0	\$455,000	\$455,000	\$250,000
<u>SS11001-Huntington Sewer</u>					
1001	Real Property Taxes	4,901,789	4,605,558	4,605,558	4,734,899
Total Huntington Sewer		\$4,901,789	\$4,605,558	\$4,605,558	\$4,734,899
<u>SS11081-Huntington Sewer</u>					
1081	Other Payments Lieu of Taxes	31,057	30,500	30,500	1,700
Total Huntington Sewer		\$31,057	\$30,500	\$30,500	\$1,700
<u>SS11090-Huntington Sewer</u>					
1090	Interest & Penalties	49	500	500	500
Total Huntington Sewer		\$49	\$500	\$500	\$500
<u>SS11120-Huntington Sewer</u>					
1120	Non-Prop Tax Distrib County	144,701	144,701	144,701	144,701
Total Huntington Sewer		\$144,701	\$144,701	\$144,701	\$144,701
<u>SS12122-Huntington Sewer</u>					
2122	Sewer Charges	608,753	276,600	286,000	276,600
Total Huntington Sewer		\$608,753	\$276,600	\$286,000	\$276,600
<u>SS12401-Huntington Sewer</u>					
2401	Interest & Earnings	11,353	13,000	22,000	13,000
Total Huntington Sewer		\$11,353	\$13,000	\$22,000	\$13,000
<u>SS12402-Huntington Sewer</u>					
2402	Earn/Invest Capital Fund	1,977	4,500	2,000	0
Total Huntington Sewer		\$1,977	\$4,500	\$2,000	\$0
<u>SS12408-Huntington Sewer</u>					
2408	Interest/Miscellaneous Reserve	233	0	0	0
Total Huntington Sewer		\$233	\$0	\$0	\$0
<u>SS12680-Huntington Sewer</u>					
2680	Insurance Recoveries	7,025	0	0	0
Total Huntington Sewer		\$7,025	\$0	\$0	\$0
<u>SS12709-Huntington Sewer</u>					
2709	Employee/Retiree Contributions	34,068	17,000	21,000	21,000
Total Huntington Sewer		\$34,068	\$17,000	\$21,000	\$21,000
<u>SS14785-Federal Aid FEMA</u>					
4785	Federal Aid - FEMA	4,882	0	0	0
Total Federal Aid FEMA		\$4,882	\$0	\$0	\$0



Huntington Sewer Revenue Detail

<u>Object</u>	<u>Description</u>	<u>2015</u> <u>Actual</u>	<u>2016</u> <u>Budget</u>	<u>2016</u> <u>Forecast</u>	<u>2017</u> <u>Budget</u>
SS15033-Transfers - General Revenue					
5033	Capital Project Transfers	300	0	0	0
Total Transfers - General Revenue		\$300	\$0	\$0	\$0
Fund Total		\$5,746,188	\$5,547,359	\$5,567,259	\$5,442,400



Huntington Sewer Expenditures Detail

<u>Object</u>	<u>Description</u>	<u>2015</u> <u>Actual</u>	<u>2016</u> <u>Budget</u>	<u>2016</u> <u>Forecast</u>	<u>2017</u> <u>Budget</u>
<u>SS11380-Fiscal Agent Fees</u>					
4600	Bond & Note Issue & Serv Exp	3,247	4,500	4,500	4,000
Total Fiscal Agent Fees		\$3,247	\$4,500	\$4,500	\$4,000
<u>SS11910-Unallocated Insurance</u>					
4150	Insurance	14,614	16,575	16,575	18,000
Total Unallocated Insurance		\$14,614	\$16,575	\$16,575	\$18,000
<u>SS11989-Other General Gov Support</u>					
4180	Employee Assistance Program	750	1,500	1,500	1,500
Total Other General Gov Support		\$750	\$1,500	\$1,500	\$1,500
<u>SS11990-Contingency</u>					
1100	Regular Salaries	0	37,660	15,000	0
Total Contingency		\$0	\$37,660	\$15,000	\$0
<u>SS18131-Huntington Sewer District</u>					
1100	Regular Salaries	1,289,589	1,266,992	1,266,992	1,306,805
1200	Non-Permanent Salaries	19,219	0	0	0
1300	Overtime Salaries	177,543	160,000	160,000	160,000
2316	Leased Equipment	1,987	12,000	12,000	12,000
2600	Equipment & Machinery	34,500	35,000	35,000	35,000
4110	Office Supplies	945	1,000	1,000	1,000
4120	Fuel for Vehicle & Equipment	11,872	17,000	12,000	17,000
4130	Postage	1,498	2,500	2,500	2,500
4210	Telephone	3,259	3,876	3,876	3,876
4220	Electric (LIPA)	267,509	300,000	275,000	300,000
4230	Water	2,377	3,000	3,000	3,000
4400	Travel Expenses	235	1,000	1,000	0
4470	Uniforms	4,441	4,500	4,500	4,500
4510	Equip Supplies, Repairs & Main	77,079	81,000	77,500	77,500
4520	Vehicle Repairs, Supplies	27,583	25,000	25,000	25,000
4550	Outside Professional	97,871	105,500	105,500	75,500
4570	Service Contracts	133,151	54,626	54,626	50,000
4610	Supplies	36,598	40,700	38,200	38,200
4620	Medical & Safety Supplies	320	0	1,500	1,500
4650	Building Repair, Maint & Supp	9,106	14,249	8,649	2,500
4660	Heating Oil	51,737	55,000	55,000	23,550
4665	Natural Gas	1,886	13,500	13,500	54,950
4990	Refuse Disposal Charges	301,547	402,483	402,000	364,800
8020	Social Security	111,015	112,046	112,046	111,595
8021	MTA Tax	5,371	4,980	4,980	4,960
Total Huntington Sewer District		\$2,668,240	\$2,715,952	\$2,675,369	\$2,675,736



Huntington Sewer Expenditures Detail

Object	Description	<u>2015</u> <u>Actual</u>	<u>2016</u> <u>Budget</u>	<u>2016</u> <u>Forecast</u>	<u>2017</u> <u>Budget</u>
<u>SS19010-State Retirement</u>					
8010	State Retirement	313,282	307,445	260,000	307,445
Total State Retirement		\$313,282	\$307,445	\$260,000	\$307,445
<u>SS19030-Social Security</u>					
8020	Social Security	9,842	9,750	9,750	9,750
Total Social Security		\$9,842	\$9,750	\$9,750	\$9,750
<u>SS19040-Worker's Compensation</u>					
8030	Worker's Compensation	50,669	70,000	50,000	75,000
Total Worker's Compensation		\$50,669	\$70,000	\$50,000	\$75,000
<u>SS19045-Life Insurance</u>					
8040	Life Insurance	0	500	500	500
Total Life Insurance		\$0	\$500	\$500	\$500
<u>SS19050-Unemployment Insurance</u>					
8050	Unemployment Insurance	0	2,750	3,250	7,000
Total Unemployment Insurance		\$0	\$2,750	\$3,250	\$7,000
<u>SS19055-Disability Insurance</u>					
8060	Disability Insurance	0	500	500	500
Total Disability Insurance		\$0	\$500	\$500	\$500
<u>SS19060-Hospital / Medical Insurance</u>					
8070	Health Insurance	329,270	375,000	350,000	400,000
8071	Retiree Health Insurance	218,593	235,000	235,000	252,800
8072	Medicare Reimbursement	11,739	15,000	15,000	19,000
Total Hospital / Medical Insurance		\$559,601	\$625,000	\$600,000	\$671,800
<u>SS19070-Misc. Salaried Benefits</u>					
8090	Welfare Fund - B/C Local 342	22,000	27,000	27,000	27,000
8100	Retirement Accrual Payout	122,638	45,000	45,000	45,000
8101	Accrual Payout	0	9,500	9,500	12,000
8102	Personal Days Expense	6,012	9,500	9,500	12,000
Total Misc. Salaried Benefits		\$150,650	\$91,000	\$91,000	\$96,000
<u>SS19710-Serial Bonds</u>					
6000	Principal on Indebtedness	673,717	638,000	638,000	635,000
7000	Interest on Indebtedness	171,272	149,750	149,750	150,000
Total Serial Bonds		\$844,989	\$787,750	\$787,750	\$785,000
<u>SS19901-Interfund Transfers</u>					
9010	Transfer	673,570	751,035	751,035	790,169
Total Interfund Transfers		\$673,570	\$751,035	\$751,035	\$790,169



Huntington Sewer Expenditures Detail

<u>Object</u>	<u>Description</u>	<u>2015</u> <u>Actual</u>	<u>2016</u> <u>Budget</u>	<u>2016</u> <u>Forecast</u>	<u>2017</u> <u>Budget</u>
<u>SS19950-Interfund Trans - Capital Cash</u>					
9010	Transfer	492,500	175,000	175,000	0
Total Interfund Trans - Capital Cash		\$492,500	\$175,000	\$175,000	\$0
Fund Total		\$5,781,953	\$5,596,917	\$5,441,729	\$5,442,400



Centerport Sewer Revenue Detail

<u>Object</u>	<u>Description</u>	<u>2015</u> <u>Actual</u>	<u>2016</u> <u>Budget</u>	<u>2016</u> <u>Forecast</u>	<u>2017</u> <u>Budget</u>
<u>SS20599-Centerport Sewer</u>					
0599R	Appropriated Fund Balance	0	13,895	13,895	0
Total Centerport Sewer		\$0	\$13,895	\$13,895	\$0
<u>SS21001-Centerport Sewer</u>					
1001	Real Property Taxes	114,847	117,322	117,322	126,767
Total Centerport Sewer		\$114,847	\$117,322	\$117,322	\$126,767
<u>SS21090-Centerport Sewer</u>					
1090	Interest & Penalties	1	0	0	0
Total Centerport Sewer		\$1	\$0	\$0	\$0
<u>SS22401-Centerport Sewer</u>					
2401	Interest & Earnings	276	500	500	500
Total Centerport Sewer		\$276	\$500	\$500	\$500
<u>SS22690-Centerport Sewer</u>					
2690	Other Compensation For Loss	0	0	10,000	0
Total Centerport Sewer		\$0	\$0	\$10,000	\$0
<u>SS24785-Federal Aid-FEMA</u>					
4785	Federal Aid - FEMA	34	0	0	0
Total Federal Aid-FEMA		\$34	\$0	\$0	\$0
Fund Total		\$115,159	\$131,717	\$141,717	\$127,267



Centerport Sewer Expenditures Detail

Object	Description	<u>2015</u> <u>Actual</u>	<u>2016</u> <u>Budget</u>	<u>2016</u> <u>Forecast</u>	<u>2017</u> <u>Budget</u>
<u>SS21910-Unallocated Insurance</u>					
4150	Insurance	542	1,000	1,000	500
Total Unallocated Insurance		<u>\$542</u>	<u>\$1,000</u>	<u>\$1,000</u>	<u>\$500</u>
<u>SS28132-Centerport Sewer</u>					
1300	Overtime Salaries	3,475	0	0	7,000
2600	Equipment & Machinery	0	46,000	46,000	0
4220	Electric (LIPA)	6,129	7,020	7,020	7,020
4230	Water	86	300	300	300
4420	Subcontract Cost	100,709	45,000	45,000	75,000
4510	Equip Supplies, Repairs & Main	6,691	7,000	7,000	7,000
4550	Outside Professional	2,689	0	0	3,500
4650	Building Repair, Maint & Supp	12,500	10,000	10,000	12,500
8020	Social Security	261	536	536	536
8021	MTA Tax	12	24	24	24
Total Centerport Sewer		<u>\$132,551</u>	<u>\$115,880</u>	<u>\$115,880</u>	<u>\$112,880</u>
<u>SS29040-Worker's Compensation</u>					
8030	Worker's Compensation	11	0	0	0
Total Worker's Compensation		<u>\$11</u>	<u>\$0</u>	<u>\$0</u>	<u>\$0</u>
<u>SS29901-Interfund Transfers</u>					
9010	Transfer	38,388	14,837	14,837	13,887
Total Interfund Transfers		<u>\$38,388</u>	<u>\$14,837</u>	<u>\$14,837</u>	<u>\$13,887</u>
Fund Total		<u>\$171,492</u>	<u>\$131,717</u>	<u>\$131,717</u>	<u>\$127,267</u>



Waste Water Disposal Revenue Detail

Object	Description	<u>2015</u> <u>Actual</u>	<u>2016</u> <u>Budget</u>	<u>2016</u> <u>Forecast</u>	<u>2017</u> <u>Budget</u>
<u>SS32130-Waste Water Disposal</u>					
2130	Refuse & Garbage Charges	1,019,632	1,130,475	1,130,475	1,157,922
Total Waste Water Disposal		\$1,019,632	\$1,130,475	\$1,130,475	\$1,157,922
<u>SS32401-Waste Water Disposal</u>					
2401	Interest & Earnings	1,747	1,000	4,185	1,000
Total Waste Water Disposal		\$1,747	\$1,000	\$4,185	\$1,000
<u>SS32408-Waste Water Disposal</u>					
2408	Interest/Miscellaneous Reserve	4	0	0	0
Total Waste Water Disposal		\$4	\$0	\$0	\$0
<u>SS32709-Waste Water District</u>					
2709	Employee/Retiree Contributions	2,535	4,000	2,500	4,000
Total Waste Water District		\$2,535	\$4,000	\$2,500	\$4,000
<u>SS34785-Federal Aid-FEMA</u>					
4785	Federal Aid - FEMA	3,335	0	0	0
Total Federal Aid-FEMA		\$3,335	\$0	\$0	\$0
<u>SS35031-Waste Water Disposal</u>					
5031	Interfund Transfers	20,352	0	0	0
Total Waste Water Disposal		\$20,352	\$0	\$0	\$0
Fund Total		\$1,047,605	\$1,135,475	\$1,137,160	\$1,162,922



Waste Water Disposal Expenditures Detail

<u>Object</u>	<u>Description</u>	<u>2015</u> <u>Actual</u>	<u>2016</u> <u>Budget</u>	<u>2016</u> <u>Forecast</u>	<u>2017</u> <u>Budget</u>
<u>SS31380-Fiscal Agent Fees</u>					
4600	Bond & Note Issue & Serv Exp	312	3,500	3,000	500
Total Fiscal Agent Fees		\$312	\$3,500	\$3,000	\$500
<u>SS31910-Unallocated Insurance</u>					
4150	Insurance	2,900	3,290	3,290	4,000
Total Unallocated Insurance		\$2,900	\$3,290	\$3,290	\$4,000
<u>SS38133-Waste Water Disposal</u>					
1100	Regular Salaries	159,364	159,323	159,323	159,323
1300	Overtime Salaries	29,586	27,000	27,000	27,000
2102	Building Improvements	13,000	0	0	0
2600	Equipment & Machinery	4,000	4,000	4,000	4,000
4000	Credit Card Fees	23,664	28,200	25,000	25,000
4110	Office Supplies	160	0	0	0
4120	Fuel for Vehicle & Equipment	0	500	0	500
4220	Electric (LIPA)	144,640	200,000	160,000	200,000
4230	Water	98	300	300	300
4470	Uniforms	226	0	500	500
4510	Equip Supplies, Repairs & Main	86,067	67,500	64,500	59,500
4520	Vehicle Repairs, Supplies	11,280	3,500	3,500	3,500
4550	Outside Professional	1,281	2,255	2,255	2,000
4610	Supplies	49,613	52,300	49,800	49,800
4650	Building Repair, Maint & Supp	30,885	39,500	39,000	31,000
4660	Heating Oil	12,497	12,000	12,000	6,000
4665	Natural Gas	0	0	0	14,000
4770	Small Tools & Equipment	950	1,250	1,250	1,250
4990	Refuse Disposal Charges	271,097	338,003	325,000	243,200
8020	Social Security	14,193	14,254	14,254	14,254
8021	MTA Tax	632	633	633	633
Total Waste Water Disposal		\$853,233	\$950,518	\$888,315	\$841,760
<u>SS39010-State Retirement</u>					
8010	State Retirement	38,821	36,324	34,000	36,324
Total State Retirement		\$38,821	\$36,324	\$34,000	\$36,324
<u>SS39030-Social Security</u>					
8020	Social Security	20	695	695	695
Total Social Security		\$20	\$695	\$695	\$695
<u>SS39040-Worker's Compensation</u>					
8030	Worker's Compensation	510	5,000	1,000	5,000
Total Worker's Compensation		\$510	\$5,000	\$1,000	\$5,000



Waste Water Disposal Expenditures Detail

Object	Description	<u>2015</u> <u>Actual</u>	<u>2016</u> <u>Budget</u>	<u>2016</u> <u>Forecast</u>	<u>2017</u> <u>Budget</u>
<u>SS39045-Life Insurance</u>					
8040	Life Insurance	0	500	500	500
Total Life Insurance		\$0	\$500	\$500	\$500
<u>SS39050-Unemployment Insurance</u>					
8050	Unemployment Insurance	0	1,000	0	1,000
Total Unemployment Insurance		\$0	\$1,000	\$0	\$1,000
<u>SS39055-Disability Insurance</u>					
8060	Disability Insurance	0	250	0	250
Total Disability Insurance		\$0	\$250	\$0	\$250
<u>SS39060-Hospital / Medical Insurance</u>					
8070	Health Insurance	24,391	40,000	33,000	40,000
8071	Retiree Health Insurance	21,690	24,000	24,000	25,800
8072	Medicare Reimbursement	1,259	2,000	2,000	2,000
Total Hospital / Medical Insurance		\$47,340	\$66,000	\$59,000	\$67,800
<u>SS39070-Misc. Salaried Benefits</u>					
8090	Welfare Fund - B/C Local 342	2,640	3,000	3,000	3,000
8100	Retirement Accrual Payout	0	2,000	2,000	2,000
8101	Accrual Payout	0	2,000	2,000	2,000
8102	Personal Days Expense	268	2,000	2,000	2,000
Total Misc. Salaried Benefits		\$2,908	\$9,000	\$9,000	\$9,000
<u>SS39710-Serial Bonds</u>					
6000	Principal on Indebtedness	11,225	19,000	22,000	32,000
7000	Interest on Indebtedness	4,661	13,900	13,900	15,000
Total Serial Bonds		\$15,886	\$32,900	\$35,900	\$47,000
<u>SS39901-Interfund Transfers</u>					
9010	Transfer	157,159	132,056	132,056	149,093
Total Interfund Transfers		\$157,159	\$132,056	\$132,056	\$149,093
<u>SS39950-Interfund Trans - Capital Cash</u>					
9010	Transfer	700	0	0	0
Total Interfund Trans - Capital Cash		\$700	\$0	\$0	\$0
Fund Total		\$1,119,790	\$1,241,033	\$1,166,756	\$1,162,922



Dix Hills Water District Revenue Detail

Object	Description	<u>2015</u> <u>Actual</u>	<u>2016</u> <u>Budget</u>	<u>2016</u> <u>Forecast</u>	<u>2017</u> <u>Budget</u>
<u>SW10511-Dix Hills Water District</u>					
0511R	Appropriated Reserves	0	50,000	50,000	90,000
Total Dix Hills Water District		\$0	\$50,000	\$50,000	\$90,000
<u>SW10599-Dix Hills Water District</u>					
0599R	Appropriated Fund Balance	0	876,593	876,593	500,000
Total Dix Hills Water District		\$0	\$876,593	\$876,593	\$500,000
<u>SW11001-Dix Hills Water District</u>					
1001	Real Property Taxes	2,433,277	2,412,031	2,412,031	2,395,317
Total Dix Hills Water District		\$2,433,277	\$2,412,031	\$2,412,031	\$2,395,317
<u>SW11030-Dix Hills Water District</u>					
1030	Unpaid Water Bills	173,880	100,000	100,000	100,000
Total Dix Hills Water District		\$173,880	\$100,000	\$100,000	\$100,000
<u>SW11090-Dix Hills Water District</u>					
1090	Interest & Penalties	26	0	0	0
Total Dix Hills Water District		\$26	\$0	\$0	\$0
<u>SW11240-Dix Hills Water District</u>					
1240	Comptroller's Fee - Ret Checks	433	250	300	250
Total Dix Hills Water District		\$433	\$250	\$300	\$250
<u>SW12140-Dix Hills Water District</u>					
2140	Metered Water Sales	2,075,341	1,925,000	1,925,000	2,000,000
Total Dix Hills Water District		\$2,075,341	\$1,925,000	\$1,925,000	\$2,000,000
<u>SW12144-Water Service Charges</u>					
2144	Water Service Charges	186,000	0	0	0
Total Water Service Charges		\$186,000	\$0	\$0	\$0
<u>SW12401-Dix Hills Water District</u>					
2401	Interest & Earnings	8,725	12,061	12,427	12,061
Total Dix Hills Water District		\$8,725	\$12,061	\$12,427	\$12,061
<u>SW12402-Dix Hills Water District</u>					
2402	Earn/Invest Capital Fund	1,092	1,500	300	0
Total Dix Hills Water District		\$1,092	\$1,500	\$300	\$0
<u>SW12408-Dix Hills Water</u>					
2408	Interest/Miscellaneous Reserve	291	0	0	0
Total Dix Hills Water		\$291	\$0	\$0	\$0
<u>SW12414-Dix Hills Water District</u>					
2414	Tower Rental	239,073	255,825	255,825	283,000
Total Dix Hills Water District		\$239,073	\$255,825	\$255,825	\$283,000



Dix Hills Water District Revenue Detail

Object	Description	<u>2015</u> <u>Actual</u>	<u>2016</u> <u>Budget</u>	<u>2016</u> <u>Forecast</u>	<u>2017</u> <u>Budget</u>
<u>SW12709-Dix Hills Water</u>					
2709	Employee/Retiree Contributions	24,450	10,000	11,000	12,000
Total Dix Hills Water		\$24,450	\$10,000	\$11,000	\$12,000
<u>SW12770-Dix Hills Water District</u>					
2770	Unclassified Revenues	100	0	100	0
Total Dix Hills Water District		\$100	\$0	\$100	\$0
<u>SW15033-Transfers - General Revenue</u>					
5033	Capital Project Transfers	93,830	0	0	0
Total Transfers - General Revenue		\$93,830	\$0	\$0	\$0
Fund Total		\$5,236,518	\$5,643,260	\$5,643,576	\$5,392,628



Dix Hills Water District Expenditures Detail

<u>Object</u>	<u>Description</u>	<u>2015</u> <u>Actual</u>	<u>2016</u> <u>Budget</u>	<u>2016</u> <u>Forecast</u>	<u>2017</u> <u>Budget</u>
<u>SW11380-Fiscal Agent Fees</u>					
4600	Bond & Note Issue & Serv Exp	1,573	5,000	5,000	5,000
Total Fiscal Agent Fees		\$1,573	\$5,000	\$5,000	\$5,000
<u>SW11680-Information Technology</u>					
4570	Service Contracts	3,598	3,600	3,600	3,600
Total Information Technology		\$3,598	\$3,600	\$3,600	\$3,600
<u>SW11910-Unallocated Insurance</u>					
4150	Insurance	14,462	16,402	16,402	20,000
Total Unallocated Insurance		\$14,462	\$16,402	\$16,402	\$20,000
<u>SW11989-Other General Gov Support</u>					
4180	Employee Assistance Program	500	1,000	1,000	1,000
Total Other General Gov Support		\$500	\$1,000	\$1,000	\$1,000
<u>SW11990-Contingency</u>					
1100	Regular Salaries	0	22,516	10,000	0
Total Contingency		\$0	\$22,516	\$10,000	\$0



Dix Hills Water District Expenditures Detail

<u>Object</u>	<u>Description</u>	<u>2015</u> <u>Actual</u>	<u>2016</u> <u>Budget</u>	<u>2016</u> <u>Forecast</u>	<u>2017</u> <u>Budget</u>
<u>SW18321-Dix Hills Water District</u>					
1100	Regular Salaries	1,023,051	989,637	992,523	1,006,817
1300	Overtime Salaries	160,382	110,000	110,000	110,000
1400	Summer Casual Salaries	15,233	5,000	5,000	5,000
2210	Computer, Software & Printers	0	500	500	500
2313	Leased Motor Vehicles	0	15,000	15,000	15,000
2316	Leased Equipment	0	2,500	2,500	2,500
2600	Equipment & Machinery	4,044	1,763	1,763	0
2778	Water Mains	88,016	98,453	92,053	0
2779	Fire Hydrants	25,018	29,325	15,110	0
4110	Office Supplies	200	2,500	2,500	2,500
4115	Small Furn & Office Equip	0	500	500	500
4120	Fuel for Vehicle & Equipment	20,457	40,000	25,000	45,000
4122	Computer Supp, Software	6,080	6,500	6,500	6,500
4130	Postage	18,759	30,000	30,000	30,000
4210	Telephone	23,194	30,000	30,000	30,000
4220	Electric (LIPA)	926,809	975,000	975,000	950,000
4400	Travel Expenses	0	300	300	300
4470	Uniforms	3,000	3,000	3,000	3,000
4510	Equip Supplies, Repairs & Main	100,183	150,000	150,000	150,000
4520	Vehicle Repairs, Supplies	10,493	14,200	14,200	13,000
4550	Outside Professional	176,759	169,500	159,500	150,000
4551	Outside Professional - Legal	32,500	38,000	38,000	38,000
4570	Service Contracts	6,699	15,000	15,000	15,000
4650	Building Repair, Maint & Supp	10,349	10,000	10,000	10,000
4665	Natural Gas	6,946	14,000	10,000	14,000
4691	Chemical Supplies	234,532	361,352	371,352	350,000
4720	Conferences & Dues	1,455	5,000	5,000	5,000
4990	Refuse Disposal Charges	815	3,500	3,500	3,500
8020	Social Security	84,867	86,227	86,227	85,819
8021	MTA Tax	4,506	3,832	3,832	3,814
Total Dix Hills Water District		\$2,984,346	\$3,210,589	\$3,173,860	\$3,045,750
<u>SW19010-State Retirement</u>					
8010	State Retirement	241,300	212,975	205,000	212,975
Total State Retirement		\$241,300	\$212,975	\$205,000	\$212,975
<u>SW19030-Social Security</u>					
8020	Social Security	11,986	12,000	12,000	12,000
Total Social Security		\$11,986	\$12,000	\$12,000	\$12,000
<u>SW19040-Worker's Compensation</u>					
8030	Worker's Compensation	65,976	60,000	60,000	60,000
Total Worker's Compensation		\$65,976	\$60,000	\$60,000	\$60,000



Dix Hills Water District Expenditures Detail

<u>Object</u>	<u>Description</u>	<u>2015</u> <u>Actual</u>	<u>2016</u> <u>Budget</u>	<u>2016</u> <u>Forecast</u>	<u>2017</u> <u>Budget</u>
<u>SW19045-Life Insurance</u>					
8040	Life Insurance	113	300	300	300
Total Life Insurance		\$113	\$300	\$300	\$300
<u>SW19050-Unemployment Insurance</u>					
8050	Unemployment Insurance	0	5,000	5,000	5,000
Total Unemployment Insurance		\$0	\$5,000	\$5,000	\$5,000
<u>SW19055-Disability Insurance</u>					
8060	Disability Insurance	83	500	500	500
Total Disability Insurance		\$83	\$500	\$500	\$500
<u>SW19060-Hospital / Medical Insurance</u>					
8070	Health Insurance	249,369	275,000	250,000	275,000
8071	Retiree Health Insurance	139,347	153,000	153,000	180,200
8072	Medicare Reimbursement	13,795	15,000	15,000	15,000
Total Hospital / Medical Insurance		\$402,511	\$443,000	\$418,000	\$470,200
<u>SW19065-Welfare Fund-White Collar/Appt</u>					
8080	Dental	2,001	4,200	4,200	4,200
Total Welfare Fund-White Collar/Appt		\$2,001	\$4,200	\$4,200	\$4,200
<u>SW19070-Misc. Salaried Benefits</u>					
8090	Welfare Fund - B/C Local 342	15,070	17,000	17,000	17,000
8100	Retirement Accrual Payout	66,030	65,000	65,000	65,000
8101	Accrual Payout	84,894	11,000	11,000	11,000
8102	Personal Days Expense	5,760	7,000	7,000	7,000
Total Misc. Salaried Benefits		\$171,754	\$100,000	\$100,000	\$100,000
<u>SW19710-Serial Bonds</u>					
6000	Principal on Indebtedness	674,344	692,000	692,000	575,000
7000	Interest on Indebtedness	173,325	149,000	149,000	149,000
Total Serial Bonds		\$847,669	\$841,000	\$841,000	\$724,000
<u>SW19901-Interfund Transfers</u>					
9010	Transfer	716,897	700,178	700,178	728,103
Total Interfund Transfers		\$716,897	\$700,178	\$700,178	\$728,103
<u>SW19950-Interfund Trans - Capital Cash</u>					
9010	Transfer	436,500	0	0	0
Total Interfund Trans - Capital Cash		\$436,500	\$0	\$0	\$0
Fund Total		\$5,901,269	\$5,638,260	\$5,556,040	\$5,392,628

Capital Budget



Town of Huntington 2017 Capital Budget Program Narrative

The Capital Projects Fund is used to account for financial resources allocated for the acquisition, construction or renovation of major capital facilities, road rehabilitation, infrastructure improvements or the purchase of capital assets. Capital expenditures occur periodically and are spent over multiple years. This fund also includes routine capital expenditures such as townwide fencing, furniture, computer equipment and replacement of the vehicle fleet.

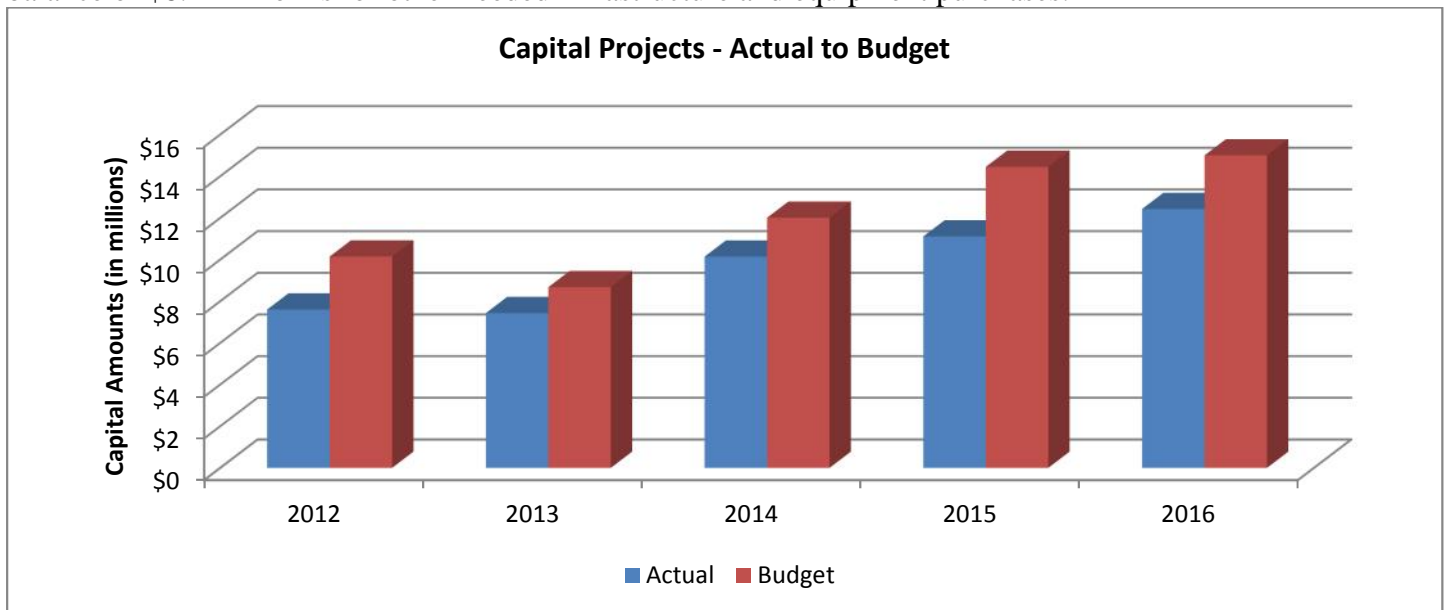
Capital Assets, as they are commonly referred to, are inventoried physical assets, constructed, purchased or donated to the Town valued at \$5,000 or more with a useful life of at least five years. All Capital Assets must be tagged to facilitate tracking. The Comptroller maintains accountability over all tangible asset records and such records are verified once a year by a physical inventory conducted by the department responsible for its care and maintenance.

All capital projects are undertaken only after analysis of need, review of alternative options, and funding identification. The Town may fund the cost to acquire and maintain Capital Assets in one of several ways: the issuance of a bond, allocation from the Town's Environmental Open Space Fund for qualifying assets, operating revenue, capital reserves or fund balances. The method of funding is determined at the time the funds are required.

Historical Capital Investment

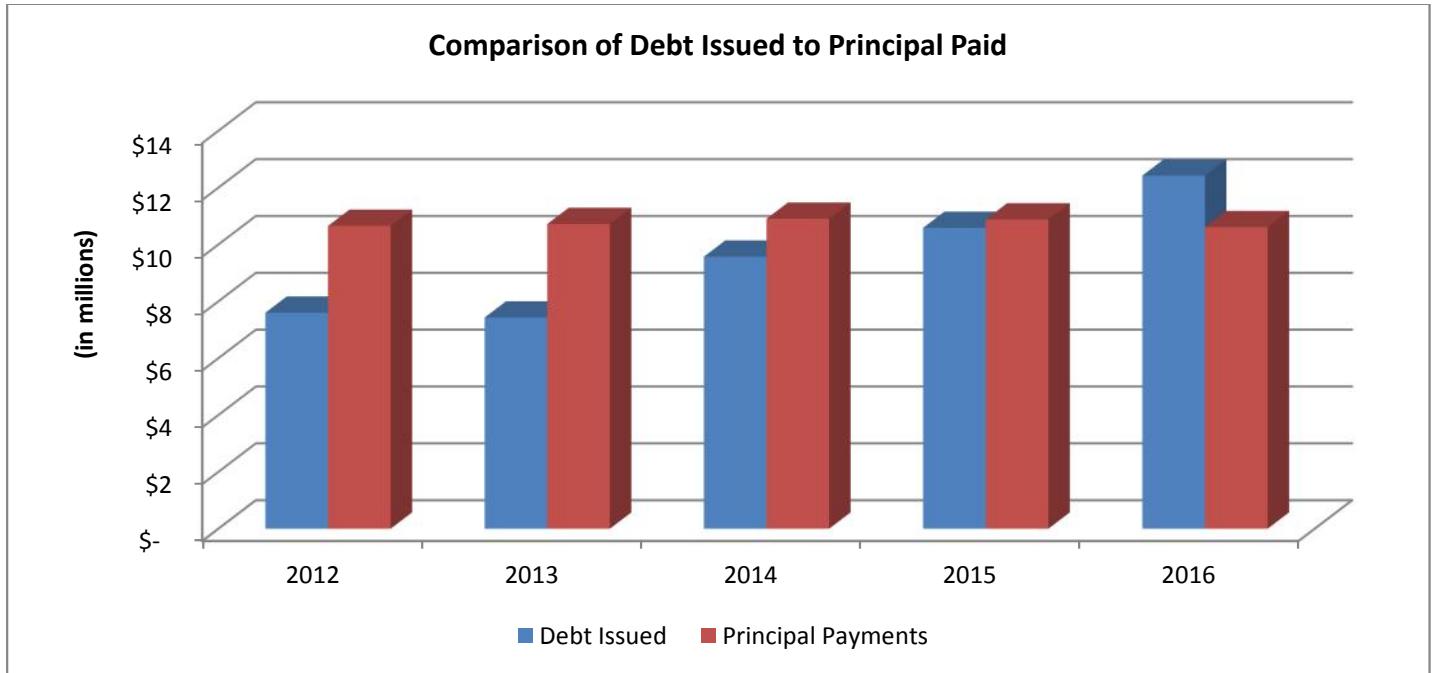
Capital expenditures tend to vary from year to year much more than operating expenses. The graph on the following page reflects the Town's capital investments as compared to the revised budgets in the past five years. Many capital projects that have approved budgets were phased in and or deferred until needed.

The 2017 Town's Capital Budget is \$16,720,000; of this amount \$750,000 will be funded through grants and \$15,970,000 will be funded by the Town through various sources. In the 2017 Capital Budget, \$5.5 million or 33% is for highway infrastructure, \$3 million or 18% is for the construction of an animal shelter, and the balance of \$8.2 million is for other needed infrastructure and equipment purchases.



Town of Huntington 2017 Capital Budget Program Narrative

Funding for any one capital project may include several different sources of funds. The Town's goal is to bond an amount that does not increase debt service in the operating budget. This has been achieved in most years by issuing debt for approximately the same amount or less of principal paid in any given year. The following chart provides the historical analysis for a five-year period.



The following Capital Projects are included in the 2017 Capital Budget. As such, there is no effect on the 2017 Operating Budgets for capital projects that are designated to be bonded other than specifically stated.

Dix Hills Water District

Plant Rehabilitation

\$650,000

Repair, replacement and rehabilitation of existing plants are needed and will be phased in over the next five years. The rehabilitation of the plants will include upgrades to electrical systems and pumps. This project will be funded through a bond issue.

Engineering

Animal Shelter

\$3,000,000

This capital project will fund the construction of 12,000 square foot animal shelter. The Supervisor's Office is currently working with New York State to obtain 2 acres of land for the 50 kennel animal shelter to be located. This project will be funded through a bond issue.

Town of Huntington

2017 Capital Budget Program Narrative

James Conte Community Center **\$2,050,000**

This capital project is for the beginning project stages for the rehabilitation of and redesign of a building into a community center for the residents of the Town. This project will be funded through a bond issue of \$1,300,000 and a grant of \$750,000.

Halesite Park Bulkhead Reconstruction **\$735,000**

Phase II of reconstruction of the bulkhead at Halesite Park was completed in 2016. The final phase of the project requires approximately 540 linear feet of steel bulkhead. This project requires funding to prevent the wooden bulkhead from collapsing into the harbor. This project will be funded through a bond issue.

Carver St. Parking Lot **\$125,000**

This is a routine capital project to repair, repave and restripe the parking lot on Carver St. This project will be funded through a bond issue.

Environmental Waste Management

Truck Packer Bodies **\$150,000**

The Refuse District is in need of replacing refuse truck packer bodies that have exceeded their useful lives and need extensive repairs. These trucks are in service five to six days a week and are used for residential garbage, yard waste and recycling collection. This project will be funded through a bond issue.

Scavenger Waste Facility Improvement **\$950,000**

The Huntington Sewage Treatment Plant Scavenger Waste Facility receives liquid waste from licensed commercial liquid waste haulers that pump out on-site sanitary systems for homes and business that are not connected to a sanitary sewer collection system. The liquid waste is pretreated at the Scavenger Waste Facility before it is introduced at the main plant to complete the treatment process. The facility needs to replace the Air Head Diffusers and Sludge Belt Press and Auger. These parts have exceeded their useful life. This project will be funded through a bond issue.

Natural Gas at Huntington Sewer Treatment Plant (conversion) **\$50,000**

The Huntington Sewage Treatment Plant has brought natural gas to the treatment plant in 2016. The additional funding will allow for the completion of the project. Once the plant is fully converted it would eliminate the need for fuel oil and reduce the carbon footprint of the facility. This project will be funded through a bond issue.

Manhole Replacement **\$80,000**

Manhole covers in service today allow large volumes of unwanted storm water to flow into the sanitary system through the cover's pick holes, vent holes, and at the bearing seat of the frame. This water cannot be separated and must be treated at the sewage treatment plant. Replacement of manhole covers that have deteriorated or are damaged will reduce water treatment costs by reducing the flow of water into the sewage plant. This project will be funded through a bond issue.

Clean and TV Sewer Lines **\$50,000**

The twenty six (26) miles of sanitary sewers in the Sewer District were constructed beginning in 1916. Cleaning and televising these sewers is the first step in isolating areas needing repair in order to eliminate sanitary sewer over flows. This is an ongoing project. This project will be funded through a bond issue.

Town of Huntington

2017 Capital Budget Program Narrative

General Services

Vehicle and Equipment Replacement **\$300,000**

This is an annual routine capital project. Vehicles that have exceeded their useful lives and are beyond repair will be replaced on an annual basis. Replacing an aging fleet with energy efficient vehicles will decrease our vehicle maintenance and fuel costs. This project will be funded through a bond issue.

Electric Service Overhaul **\$350,000**

The main electric panel at the Flanagan Center is old and losing functionality. The Flanagan Center serves as the Town's main shelter during emergencies and must have reliable electricity. This project will be funded through a bond issue.

Resurfacing Parking Lots & Athletic Fields **\$300,000**

This is a routine capital project to repair and repave parking lots and athletic fields throughout the Town. This project will increase the life of the parking lots. This project will be funded through a bond issue.

Townwide Fencing **\$150,000**

This is a routine capital project to repair and replace fencing throughout the Town. This project will be funded through a bond issue.

Townwide Infrastructure **\$300,000**

This is a routine capital project for Townwide funding that is used on an as needed basis for improvements to various Town buildings and facilities. This project will not affect the operating budget of the Town. This project will be funded through a bond issue.

Highway

Roadway Rehabilitation **\$2,500,000**

This project provides funding for the annual street resurfacing of streets and roads throughout the Town in accordance with the Department of Highway's replacement plan. Each year, the Town's roadways require repaving and drainage improvements as a result of weather conditions and wear and tear. This project will save maintenance costs in the operating budget. This project will be funded through a bond issue.

Concrete Curbs, Sidewalk and Pedestrian Ramps **\$300,000**

This project involves the reconstruction of concrete infrastructure throughout the Town. This project will be funded through a bond issue.

Geometric and Structural Improvements **\$300,000**

These projects involve road reconstruction throughout the Town of Huntington to address alignment issues and complete pavement construction. This project will be funded through a bond issue

Drainage and Pavement **\$750,000**

This is annual funding provided to make drainage improvements throughout the Town. Where possible, drainage systems are being installed to minimize the need for individual overflow pools. This allocation will be

Town of Huntington

2017 Capital Budget Program Narrative

utilized to install drainage systems and improvements prior to paving the roads affected throughout the Town. This project will be funded through a bond issue.

Paving Program Pavement Markings **\$200,000**

This project involves the replacement of pavement markings after a roadway is paved and to evaluate and upgrade pavement marking necessary for public safety. This project will be funded through a bond issue.

Primary Watershed Water Quality Improvement **\$300,000**

This project involves the installation of roadside drainage within Town of Huntington primary watersheds. In keeping with the Town's Storm water Management Program Plan and in compliance with State and Federal regulations, this project will improve water quality, thereby improving public health, the condition of our beaches and shellfish harvesting. This project will be funded through a bond issue.

Highway Equipment **\$500,000**

This is routine annual funding for the Highway Department to fund the replacement of heavy equipment vehicles in accordance with a vehicle replacement plan. The fleet of heavy equipment is aging and requires more maintenance costs as it ages. This project will save some maintenance expenses in the annual operating budget. This project will be funded through a bond issue.

Traffic Sign Upgrades **\$250,000**

An inventory and evaluation study of all traffic signs in the town. This is necessary to ensure compliance with State and Federal traffic sign requirements. As part of the study, signs will be replaced based on reflectivity, visibility and readability. This project will be funded through a bond issue.

Road and Drainage Improvements - Huntington Station **\$400,000**

These projects involve road reconstruction throughout the Town of Huntington to address alignment issues and complete pavement construction. This project will be funded through a bond issue.

Information Technology

Document Imaging **\$200,000**

The Town has over one million documents in microfilm format that is outdated. Finding and using these documents is very slow and cumbersome. Equipment is obsolete. This project will be the conversion of these documents into a digital format compatible with current cataloging. This project will be funded through a bond issue.

Maritime

Replace Cummings M-4 Boat **\$50,000**

This is to replace the current engine on the Vessel M-4 which has exceeded its useful lifespan with an inboard Cummings Marine Diesel engine. The M-4 is a work boat used to deploy and pull navigation buoys in the harbors and channels. This project will be funded through a bond issue.

Town of Huntington

2017 Capital Budget Program Narrative

Boat Ramp Replacement

\$400,000

The concrete boat ramps at Asharoken and Hobart beaches require replacement. The existing ramps have been repaired numerous times and have reached the end of their useful lifespan. This project will be funded through a bond issue.

Sand Replacement

\$50,000

Sand replacement needed in the spring to recover from winter erosion on the Town's public bathing beaches. It is needed to restore the beach geometry and make the grade suitable for swimmers. This project will be funded through a bond issue.

Public Safety

Muni Meter

\$230,000

The purpose of this project is to replace out dated coin meters with muni meters that can accept credit card payments as well as currency. This project will be funded through a bond issue.

Transportation & Traffic

Traffic Signal Modernization

\$300,000

This is a routine annual allocation of funding to upgrade traffic signals and implement traffic calming measures where needed. Certain intersections require replacement signals and qualify for capital budget. This project will be funded through a bond issue.

**Town of Huntington
2017 Capital Budget Request**

Project Name	2017		2018		2019	
	Town	Grant	Town	Grant	Town	Grant
Dix Hills Water District						
LIE crossing at Candlewood Path Proj. #12					2,263,000	
Plant No. 3 Rehabilitation-Carl Straight Path	500,000		1,250,000			
Plant No. 4 Rehab Colby Drive			840,000			
Plant No. 4 Standby Generator	40,000					
Plant No. 5 Rehab Vanderbilt Pkwy					692,000	
Plant No. 6 Rehabilitation - Deer Park Ave			300,000		300,000	
Mower	11,000					
Heller Ct./Boces Water Main Proj. #14	34,000					
EH Wachs Valve Exerciser/Vacuum	65,000					
Meter Replacement Proj. #11						
Total	650,000	0	2,390,000	0	3,255,000	0
Engineering						
Animal Shelter	3,000,000		2,000,000			
James Conte Community Center	1,300,000	750,000	2,000,000	750,000	2,000,000	
Halesite Park (firehouse) Bulkhead recon	735,000		1,000,000			
Townwide Article 12 Tank Upgrades			100,000			
Carver St Parking Lot	125,000					
Total	5,160,000	750,000	5,100,000	750,000	2,000,000	0
Environmental Waste Management						
Truck Packer Bodies (2)	150,000				160,000	
CNG Garbage Trucks					260,000	
Diesel Garbage Trucks						
Furnish and Replace RBC#2			250,000			
Air Head Diffusers	50,000					
Rotary Screw Blower			85,000			
Sludge Belt Press & Auger	900,000					
Complete CNG Install	50,000					
Rehab Primary Digester			800,000			
Sludge Pump and Valves			65,000			
Effluent Flow Meter			25,000			
HSTP Storm Resiliency					200,000	
Sludge Tank Diffusers						
Manhole Replacement	80,000		80,000		80,000	
Clean & TV Sewer Lines	50,000		50,000		50,000	
Sewer Line Repair			200,000			
Small Jetter					260,000	
Vactor Combo Sewer Truck						
Extend Sanitary Sewers						
Skid Steer						
Compactors					95,000	
Purchase Roll Off Containers			25,000			
Total	1,280,000	0	1,580,000	0	1,105,000	0
General Services						
Vehicle & Equipment Replacement	300,000		300,000		300,000	
Village Green Roof	750,000					
Dix Hills Pool Improvements					300,000	
Payloader					200,000	
Synthetic Turf Replacement					550,000	
Electric Service Overhaul	350,000					
Resurfacing Athletic Courts	150,000		175,000		175,000	
Fence Repair Replacement	150,000		300,000		300,000	
Townwide Infrastructure	300,000		300,000		300,000	
Resurface Parking Lots	150,000		300,000		300,000	
Total	2,150,000	0	1,375,000	0	2,425,000	0

**Town of Huntington
2017 Capital Budget Request**

Project Name	2020		2021		2022	
	Town	Grant	Town	Grant	Town	Grant
<u>Dix Hills Water District</u>						
LIE crossing at Candlewood Path Proj. #12						
Plant No. 3 Rehabilitation-Carll Straight Path						
Plant No. 4 Rehab Colby Drive						
Plant No. 4 Standby Generator						
Plant No. 5 Rehab Vanderbilt Pkwy						
Plant No. 6 Rehabilitation - Deer Park Ave	585,000					
Mower						
Heller Ct./Boces Water Main Proj. #14						
EH Wachs Valve Exerciser/Vacuum						
Meter Replacement Proj. #11	2,852,000					
Total	3,437,000	0	0	0	0	0
<u>Engineering</u>						
Animal Shelter						
James Conte Community Center						
Halesite Park (firehouse) Bulkhead recon						
Townwide Article 12 Tank Upgrades						
Carver St Parking Lot						
Total	0	0	0	0	0	0
<u>Environmental Waste Management</u>						
Truck Packer Bodies (2)			170,000		270,000	
CNG Garbage Trucks						
Diesel Garbage Trucks	200,000					
Furnish and Replace RBC#2	275,000					
Air Head Diffusers						
Rotary Screw Blower						
Sludge Belt Press & Auger						
Complete CNG Install						
Rehab Primary Digester						
Sludge Pump and Valves						
Effluent Flow Meter						
HSTP Storm Resiliency						
Sludge Tank Diffusers	450,000					
Manhole Replacement	80,000		80,000		80,000	
Clean & TV Sewer Lines	50,000		50,000		50,000	
Sewer Line Repair						
Small Jetter						
Vactor Combo Sewer Truck			450,000			
Extend Sanitary Sewers	500,000		500,000		100,000	
Skid Steer	48,000					
Compactors						
Purchase Roll Off Containers						
Total	1,603,000	0	1,250,000	0	500,000	0
<u>General Services</u>						
Vehicle & Equipment Replacement	300,000		300,000			
Village Green Roof						
Dix Hills Pool Improvements						
Payloader						
Synthetic Turf Replacement	550,000		550,000			
Electric Service Overhaul						
Resurfacing Athletic Courts	175,000		175,000			
Fence Repair Replacement	300,000		300,000			
Townwide Infrastructure	300,000		300,000			
Resurface Parking Lots	300,000		300,000			
Total	1,925,000	0	1,925,000	0	0	0

**Town of Huntington
2017 Capital Budget Request**

Project Name	2017		2018		2019	
	Town	Grant	Town	Grant	Town	Grant
Highway						
Roadway Rehabilitation Program - Contractors	2,200,000		2,200,000		2,200,000	
In house Roadway Rehab	300,000		300,000		300,000	
Concrete Curbs, Sidewalk, and Pedestrian Ramps	300,000		300,000		300,000	
Geometric & Structural Improvements	300,000		300,000		300,000	
Drainage	250,000		250,000		250,000	
In House Drainage	250,000		250,000		250,000	
Paving Program Drainage	250,000		250,000		250,000	
Paving Program Pavement Markings	200,000		200,000		200,000	
Primary Watershed Water Quality Improvment	300,000		300,000		300,000	
Highway Equipment	500,000		500,000		500,000	
Traffic Sign Upgrades	250,000		250,000		250,000	
Road & Drainage Improvemts - Huntington Sta.	400,000					
Total	5,500,000	0	5,100,000	0	5,100,000	0
Information Technology						
Document Imaging	200,000					
Total	200,000	0	0	0	0	0
Maritime						
Replace Cummings M-4 Boat	50,000					
Boat Ramp Replacement	400,000					
Replace Marine Engines M-3			45,000			
Rebuild Mill Dam Marina					700,000	
Sand Replacement	50,000		50,000		50,000	
Total	500,000	0	95,000	0	750,000	0
Planning						
Comprehensive Planning						
Total	0	0	0	0	0	0
Public Safety						
Muni Meters	230,000					
Total	230,000	0	0	0	0	0
Transportation & Safety						
Traffic Signalization-Calming	300,000		300,000		300,000	
Total	300,000	0	300,000	0	300,000	0
Total Capital Projects	15,970,000	750,000	15,940,000	750,000	14,935,000	0

**Town of Huntington
2017 Capital Budget Request**

Project Name	2020		2021		2022	
	Town	Grant	Town	Grant	Town	Grant
Highway						
Roadway Rehabilitation Program - Contractors	2,200,000		2,200,000		2,200,000	
In house Roadway Rehab	300,000		300,000		300,000	
Concrete Curbs, Sidewalk, and Pedestrian Ramps	300,000		300,000		300,000	
Geometric & Structural Improvements	300,000		300,000		300,000	
Drainage	250,000		250,000		250,000	
In House Drainage	250,000		250,000		250,000	
Paving Program Drainage	250,000		250,000		250,000	
Paving Program Pavement Markings	200,000		200,000		200,000	
Primary Watershed Water Quality Improvemnt	300,000		300,000		300,000	
Highway Equipment	500,000		500,000		500,000	
Traffic Sign Upgrades	250,000		250,000		250,000	
Road & Drainage Improvemts - Huntington Sta.						
Total	5,100,000	0	5,100,000	0	5,100,000	0
Information Technology						
Document Imaging						
Total	0	0	0	0	0	0
Maritime						
Replace Cummings M-4 Boat						
Boat Ramp Replacement						
Replace Marine Engines M-3			48,000			
Rebuild Mill Dam Marina	700,000		700,000			
Sand Replacement	50,000		50,000		50,000	
Total	750,000	0	798,000	0	50,000	0
Planning						
Comprehensive Planning						
Total	0	0	0	0	0	0
Public Safety						
Muni Meters						
Total	0	0	0	0	0	0
Transportation & Safety						
Traffic Signalization-Calming	300,000		300,000		300,000	
Total	300,000	0	300,000	0	300,000	0
Total Capital Projects	13,115,000	0	9,373,000	0	5,950,000	0