



***COMPREHENSIVE
ANNUAL FINANCIAL REPORT***

Year Ended December 31, 2020



Town Board

Chad A. Lupinacci, Supervisor

Joan Cergol, Councilwoman

Eugene Cook, Councilman

Mark A. Cuthbertson, Councilman

Edmund J. Smyth, Councilman



Town of Huntington, New York
Comprehensive Annual Financial Report
Year Ended December 31, 2020

Prepared by:
Department of Audit & Control

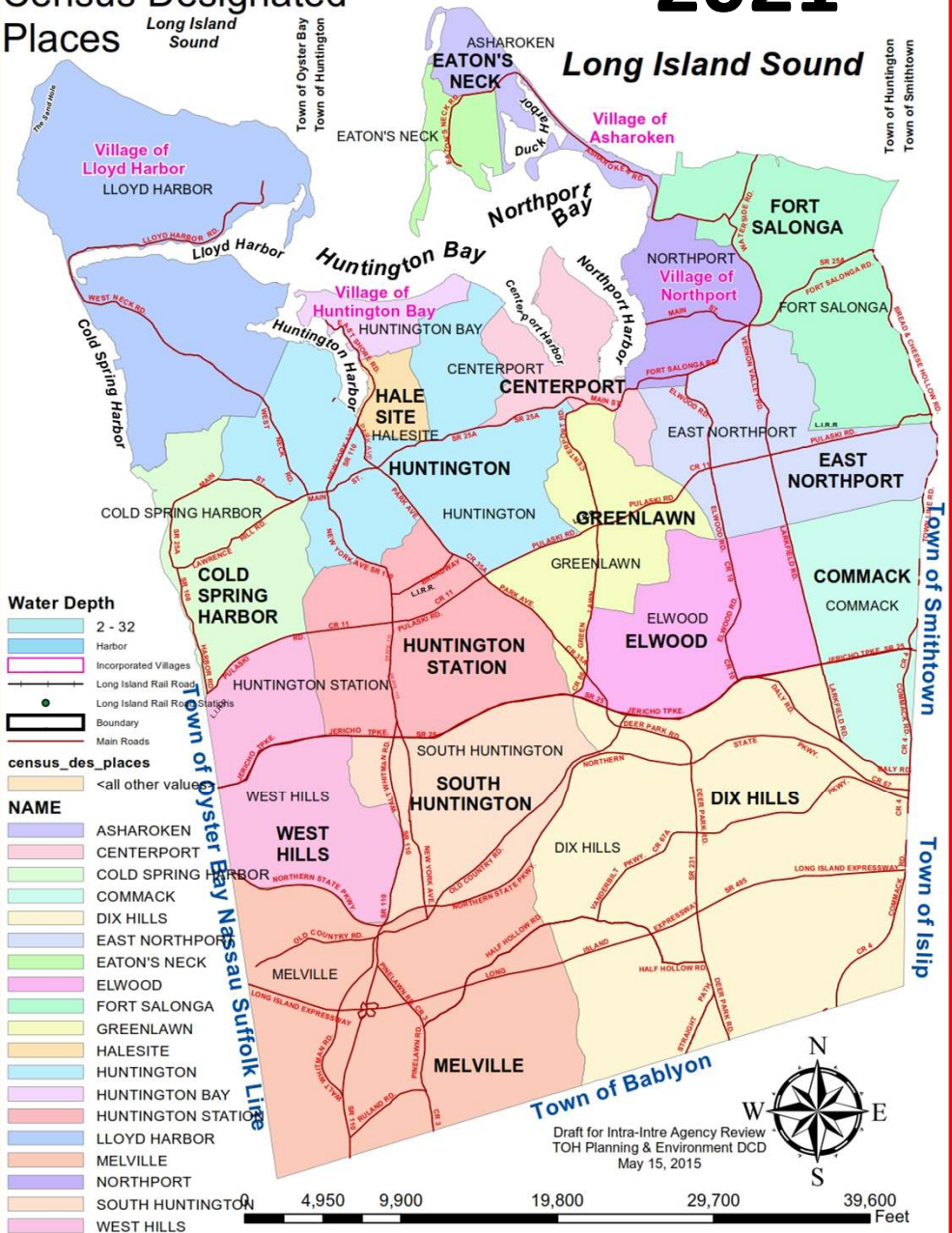
Peggy Karayianakis, CPA
Director of Audit & Control

Peter Leodis
Deputy Director of Audit & Control

Town of Huntington Census Designated Places

2021

Long Island Sound



TOWN OF HUNTINGTON
COMPREHENSIVE ANNUAL FINANCIAL REPORT
YEAR ENDED DECEMBER 31, 2020
TABLE OF CONTENTS

Page

INTRODUCTORY SECTION

Letters of Transmittal	2-13
Organizational Chart	14
Town Officials.....	15
Certificate of Achievement for Excellence in Financial Reporting.....	16

FINANCIAL SECTION

Independent Auditors' Report.....	18-20
-----------------------------------	-------

REQUIRED SUPPLEMENTARY INFORMATION

Management's Discussion and Analysis (MD&A).....	22-35
--	-------

BASIC FINANCIAL STATEMENTS

Government-Wide Financial Statements

Statement of Net Position	38-39
Statement of Activities	40

Fund Financial Statements

Governmental Fund Financial Statements

Balance Sheet.....	42-43
Reconciliation of the Governmental Funds Balance Sheet to The Statement of Net Position.....	44
Statement of Revenues, Expenditures, and Changes in Fund Balances.....	46-47
Reconciliation of the Governmental Funds Statement of Revenues, Expenditures, and Changes in Fund Balances to the Statement of Activities.....	48

Fiduciary Fund Financial Statements

Statement of Fiduciary Net Position.....	49
Statement of Changes in Fiduciary Net Position.....	50

Index for Notes to Financial Statements.....	51
--	----

Notes to Financial Statements.....	52-101
------------------------------------	--------

REQUIRED SUPPLEMENTARY INFORMATION OTHER THAN MD&A

Schedule of Revenues, Expenditures and Changes in Fund Balances – Budget and Actual

General Fund.....	104-108
Highway Fund.....	110-111
Refuse and Garbage Fund.....	112-113
Town Outside Village Fund.....	114-115
Water Districts Fund.....	116-117
Schedule of Changes in the Town's Total Other Postemployment Benefits Liability and Related Ratios.....	118-119
Schedule of Town's Contributions.....	120-121

(Continued)

TOWN OF HUNTINGTON
COMPREHENSIVE ANNUAL FINANCIAL REPORT
YEAR ENDED DECEMBER 31, 2020
TABLE OF CONTENTS

(Financial Section Continued)

Schedule of Town’s Proportionate Share of the Net Pension Liability	122
Schedule of Changes in the Town’s Total Length of Service Award Program Pension Liability	123
Schedule of Town’s Length of Service Award Program Pension Liability	124
Schedule of District’s Contributions	126-127
Schedule of District’s Proportionate Share of the Net Pension Liability.....	128

OTHER SUPPLEMENTARY INFORMATION

COMBINING FUND STATEMENTS:

Nonmajor Governmental Funds	
Combining Balance Sheet.....	130
Combining Statement of Revenues, Expenditures, and Changes in Fund Balances.....	131
Special District Funds	
Combining Balance Sheet.....	132
Combining Schedule of Revenues, Expenditures, and Changes in Fund Balances.....	133

SCHEDULES OF REVENUES, EXPENDITURES AND CHANGES IN FUND BALANCE –
 BUDGET AND ACTUAL – NONMAJOR SPECIAL REVENUE FUNDS

Special Revenue Fund	136
Fire Protection District Fund	137
Street Lighting District Fund	138-139
Ambulance Districts Fund	140
Sewer Districts Fund.....	142-143
Debt Service Fund	144

DISCRETELY PRESENTED COMPONENT UNITS

Combining Statement of Net Position	146
Combining Statement of Activities	147

STATISTICAL SECTION

Financial Trends:

Net Position by Component – Last Ten Years.....	150-151
Changes in Net Position – Last Ten Years	152-153
Fund Balances of Governmental Funds – Last Ten Years	154-155
Changes in Fund Balances of Governmental Funds –Last Ten Years	156-157

Revenue Capacity:

Assessed Value, State Equalization Rate, and Estimated Full Value of Real Property – Last Ten Years.....	158-159
---	---------

(Continued)

TOWN OF HUNTINGTON
COMPREHENSIVE ANNUAL FINANCIAL REPORT
YEAR ENDED DECEMBER 31, 2020
TABLE OF CONTENTS

(Statistical Section Continued)

Property Tax Rates, Direct and Overlapping Governments – Last Ten Years.....	160-161
Principal Property Taxpayers.....	162
Property Tax Levies and Collections – Last Ten Years.....	163
 Debt Capacity:	
Ratios of Outstanding Debt by Type – Last Ten Years.....	164
Ratios of General Bonded Debt Outstanding – Last Ten Years.....	165
Direct and Overlapping Governmental Activities Debt.....	166
Debt Limit Margin Information.....	167
 Demographic and Economic Statistics:	
Demographic and Economic Statistics – Last Ten Years.....	168
Principal Employers – Current Year and Nine Years Ago.....	169
 Operating Information:	
Full-time Equivalent Town Employees by Function – Last Ten Years.....	170
Operating Indicators by Function – Last Ten Years.....	172-173
Capital Asset Statistics by Function – Last Ten Years.....	174-175

THIS PAGE INTENTIONALLY LEFT BLANK

**INTRODUCTORY
SECTION**



Town Hall • 100 Main Street
Huntington, NY 11743-6991

Phone: (631) 351-3030
Fax: (631) 424-7856
CLupinacci@huntingtonny.gov

CHAD A. LUPINACCI
Supervisor

June 21, 2021

Members of the Town Board and Citizens of the Town of Huntington:

I am pleased to present the Comprehensive Annual Financial Report of the Town of Huntington, New York for the year ended December 31, 2020. The financial statements have been audited by the accounting firm selected by the Town Board, PKF O'Connor Davies, LLP. The independent auditors' unmodified opinion is included in this report.

Every year for more than two decades, the Town of Huntington has been awarded a Certificate of Achievement for Excellence in Financial Reporting from the Government Finance Officers Association (GFOA). Certificates are awarded to those governments whose annual financial reports are judged to conform to the generally accepted accounting principles promulgated by the Government Accounting Standards Board (GASB). It is my belief that the December 31, 2020 Comprehensive Annual Financial Report continues to meet the requirements of the Certificate of Achievement Program.

The preparation of this report could not have been accomplished without the dedicated efforts of the entire staff of the Comptroller's Office.

Fiscal Year 2020 presented many challenges, however, through sound fiscal management, operating results were generally better than anticipated. We will continue to monitor the Town's 2021 budget closely and exercise financial discipline as economic conditions warrant.

Sincerely,

Chad A. Lupinacci
Supervisor



Town Hall • 100 Main Street
Huntington, NY 11743-6991

Phone: (631) 351-3038
Fax: (631) 351-2898
Audit@HuntingtonNY.gov

AUDIT & CONTROL
Peggy Karayianakis, CPA
Director

June 21, 2021

Honorable Members of the Town Board
and Citizens of the Town of Huntington:

The Office of the Comptroller is pleased to submit the Comprehensive Annual Financial Report of the Town of Huntington, New York (the “Town”) for the year ended December 31, 2020. Responsibility for both the accuracy of the presented data and the completeness and fairness of the presentation, including all disclosures, rests with the Town.

The report is designed to present the Town’s financial activities and the financial position and results of Town operations, as measured by the financial activity of its various funds. All required disclosures to enable the reader to gain a reasonable understanding of the Town’s financial position are included therein.

The accounting firm of PKF O’Connor Davies, LLP was selected by the Town Board to perform an independent audit of the Town’s financial statements as of December 31, 2020, and to provide reasonable assurance that the financial statements are free from material misstatement. The auditors’ unmodified opinion on the basic financial statements and combining and individual fund statements and schedules are included in the financial section of this report.

This report includes government-wide statements, and fund financial statements of various departments, agencies and other organizational units, which are considered part of the Town of Huntington’s financial reporting entity. Criteria for determining the reporting entity and presentation of the related financial data are established by the Government Accounting Standards Board. The criteria include legal standing and financial accountability. Note A to the Financial Statements provides detail on the financial reporting entity with a brief summary of the nature of significant component units and their relationship to the Town of Huntington.

The Town is required to undergo an annual “single audit” in conformity with the provisions of the Federal Single Audit Act and the United States Office of Management and Budget’s issuance of Subpart F: *Audit Requirements, contained in 2 CFR Part 200, of the Uniform Administrative Requirement, Cost Principle and Audit Requirements for Federal Awards (“Uniform Guidance”)*. Information related to this “single audit”, including the schedule of expenditures of federal awards, findings and recommendations and the independent auditors’ reports on the internal control structure and compliance with applicable laws and regulations are not presented in this report, but rather are routinely presented as a separate report.

The Management’s Discussion and Analysis (MD&A), in the financial section, provides an introduction, overview and analysis of the Town’s basic financial statements. The MD&A compliments this letter of transmittal and should be read in conjunction with it.

General and Historical Information

The Town is located at the western end of Suffolk County contiguous to the Nassau-Suffolk County border. It is approximately 40 miles from Manhattan and 40 miles from Riverhead, the Suffolk County seat. The history of Huntington is closely associated with the early development of the American colonies. The community was originally settled in 1653, well within the lifetime of the earliest New England colonist. In the beginning, water-borne transportation gave life to the community. The natural harbors offered ready access to the farmlands of the Long Island interior. The harbor was the setting for the early Huntington community, which became the focal point for the movement of agricultural products into the commerce of the colonies. Although agriculture was its mainstay and water-borne transportation its lifeline for two centuries, in later years the whaling industry and expanded manufacturing activity broadened the local economy and gave impetus to the expansion of the harbor communities of Cold Spring Harbor, Huntington and Northport.

Huntington enjoys five harbors bordering the north shore of the Town: Cold Spring Harbor, Lloyd Harbor, Huntington, Centerport and Northport Harbors. Within its coves and bays there are a total of eight beaches maintained by the Town. The Town has also put into operations three marinas for the use of residents. These facilities, along with boat ramps, municipal golf courses, ice skating rinks and park sites, provide active recreation for Town residents.

The Town is within easy commuting distance of New York City. The Long Island Rail Road, which has frequent schedules of trains, accommodates its commuters daily to New York City from four stations in the Town. The Town is connected with New York City and other nearby points by four main east-west highways: Route 25A (Northern Boulevard), Route 25 (Jericho Turnpike), the Northern State Parkway and the Long Island Expressway. In addition, Old Country Road provides a secondary east-west connecting highway to central and southern sections of the Town.

The Town provides the following services:

- Planning and Community Development: Environmental, land management, zoning, environmental open space and park fund (EOSPA), buildings review, housing services and economic development
- Citizen and Community Services: Neighborhood improvements, senior citizen services, handicapped services, women's services, veteran's and minority affairs
- Public Safety: Emergency management, code enforcement, fire prevention, animal control and special services
- Transportation and Parking: Street and drainage maintenance, roadway improvements, public transportation
- Support Services/Legislative/Administrative: Facilities, financial, fleet, human resources, technology, legal, tax collection, records management, historic preservation
- Culture and Recreation Services: Parks, beaches, recreational, youth programs
- Utilities: Water and Sewer
- Other Operations: Refuse disposal, recycling, resource recovery and environmental remediation

Town Government

The Town of Huntington is governed by Town Law, other general laws of the State of New York as well as various local laws and ordinances and is classified by New York State as a suburban town. Included in the Town are four incorporated villages: Northport, Asharoken, Lloyd Harbor and Huntington Bay. In addition, there are several prominent unincorporated areas in the Town. These include Cold Spring Harbor, Elwood, Huntington, Huntington Station, South Huntington, Melville, East Northport, Halesite, Dix Hills, Centerport, Greenlawn and Fort Salonga. The Town encompasses an area of approximately 94 square miles. There are eight public school districts in Huntington, five of which are entirely within the Town. The other three serve portions of the Towns of Smithtown, Babylon and Oyster Bay, in addition to parts of Huntington.

The chief executive officer of the Town is the Supervisor who is elected for a term of four years and is eligible for the right of succession. The Supervisor is also a member of the Town Board.

Town Government (continued)

The Town Board is the principal policy-making body of the Town. Its four members, in addition to the Supervisor, are elected to four-year terms. The terms are staggered so that every two years two Council Members run for election. There is a three term limitation to the number of terms that may be served by members of the Town Board. Both Supervisor and Council Members are elected at large.

The Town Board appoints its Assessor, who serves a six-year term. The Town Board appoints the Comptroller and the Town Attorney. The Town Clerk, the Receiver of Taxes and the Superintendent of Highways are elected for four-year terms and have a three term limitation.

The Comptroller, who is responsible to the Town Board, also acts as the accounting officer of the Town. Pursuant to Local Law No. 12, 1974, certain financial functions of the Town are the responsibility of the Comptroller. The duties of the Comptroller include administration and direction and control of the following divisions: Audit & Control, Payroll, Purchasing and Administrative Adjudication Bureau.

The Comptroller is responsible for establishing and maintaining an internal control structure designed to ensure that the assets of the Town are protected from loss, theft, or misuse and to ensure that adequate accounting data is compiled to allow for preparation of financial statements in conformity with U.S. generally accepted accounting principles. The internal control structure is designed to provide reasonable, but not absolute, assurance that these objectives are met. The concept of reasonable assurance recognizes that (1) the cost of a control should not exceed the benefits likely to be derived, and (2) the valuation costs and benefits require estimates and judgment by Town management.

In December 2009, the Town established an Audit Committee consisting of five members including the Town Supervisor, one Town Board member and three members of the public. This Committee supports the Town Board's oversight of management, reporting and controls of the Town of Huntington's finances. Their primary role is to advise the Town Board with an informed and objective opinion regarding the workplace culture, policies, systems and controls in place to adequately safeguard the assets of the Town and accurately and transparently report the Town's financial information.

Local Economy

The cornerstones of Huntington's desirability as an outstanding place to live, work, and raise a family have always been its people, quality of life, pristine waterfront and beaches, open spaces, historical charm and property tax stability. Despite the COVID-19 global pandemic that has affected Huntington over the past year, the Town's finances are still on sound fiscal footing. The Town Board has undertaken numerous initiatives to deal with recent challenges and further enhance the Town's quality of life. These include: the continued funding of open space in order to purchase and preserve open space, improving park facilities, funding neighborhood improvements, and supporting green energy efficient projects. Additional Covid-safe outdoor procedures for implementing outdoor dining, such as street closures for pedestrians and parklets, have been implemented. The Town has undertaken clean energy initiatives by purchasing natural gas garbage trucks, clean diesel fuel buses and hybrid vehicles; installing energy saving light fixtures, solar energy at Town Hall and municipal parking lots, progressed with the continued partnership with a private developer to assist the municipality with the next phase of Huntington Station's revitalization, worked with Suffolk County on implementation of a bike share program, and maintained programs to enhance care for children and seniors

Median family income (\$124,490) and housing values (\$560,400) exceed figures for other Suffolk County towns as well as New York City suburban averages. Income within the Town is significantly higher than the state and county averages. Recent economic indicators demonstrate that the Town continues to be an economically vibrant community.

Long Island has shown expected signs of the economic challenges faced across the country in 2020 due to COVID-19, yet there are indications of recovery in terms of current job growth in education and health services, construction, natural resources and mining. Housing demand continued to strengthen in 2020. Home prices have increased in 2020 with a continued tight lending market.

Local Economy (continued)

As of December, 2020, Huntington's unemployment rate has remained low at 5.2%, below the Suffolk County rate of 5.8%, New York State of 8.5% and the national rate of 6.7%. Earlier during the COVID-19 pandemic, Huntington's unemployment rate increased to 12.5%, as of May 31, 2020 but this was still well below the Suffolk County rate of 13.5%, New York State rate of 15.7% and national rate of 13.3%. Huntington's unemployment rate is expected to decrease significantly as the pandemic eases.

The Town of Huntington is a mature suburban community. Although its capacity for new large-scale residential development on vacant land is limited, there continues to be a significant number of large-scale housing projects predominately resulting from the redevelopment of underutilized properties throughout the Town. In the future, new housing construction will generally occur as in-fill development on smaller parcels within existing neighborhoods, as mixed-use residential projects in commercial districts, or as major developments on large underutilized properties. This trend has and will continue to contribute to population and tax base growth in the future.

Interest in redeveloping land with new uses is increasing in the Town. From mid-2015 through mid-2020 the Town received forty-one (47) zone change applications, with the total applications exceeding that of the previous five years combined. Assisted living facilities and senior housing condominium developments have been popular application types, representing one-quarter of the zone change applications in the last five years.

The strength of the local housing market is evidenced by projects either currently under Planning Department review, recently approved, under construction or completed. Since 2013, the Town has approved the construction of over 1,500 housing units of various building types and densities. Several major multi-family housing projects approved recently that are under construction or completed include Highland Green, a one hundred and nineteen (119) unit limited equity cooperative, the Seasons at Elwood, a two-hundred and sixty-three (263) unit retirement community; Seasons at East Northport, a planned one-hundred and ninety (190) (including 36 affordable) unit retirement community, the Club at Melville with two hundred and sixty-one (261) age-restricted units; Avalon Huntington Station/Country Pointe, a three hundred seventy nine (379) rental project with seventy-six (76) for-sale condos; Harborfields Estates, a forty-seven (47) lot subdivision with homes priced from \$799,000; Northridge, a 16-unit mixed-use project by the LIRR; Gateway Plaza, a 66-unit project also located within walking distance to the LIRR, Northridge Square, a 16-unit mixed use project near the completed Northridge project, the Landmark at 1090 New York Ave, a two-building, 16-unit mixed use and 9-unit historic residence project near the LIRR, and Sunrise Senior Living, an assisted-living facility with 90 units. Pricing starts at \$499,000 for condos at Avalon/Country Pointe and \$318,000 at Club at Melville for income-restricted units. With respect to single-family residential subdivisions, the Town Planning Department is currently processing over 50 subdivision applications that will ultimately result in the development of approximately 254 new tax lots. One recently filed subdivision is Tuscan Estates, a thirty (30) lot subdivision approved in 2010 located in Dix Hills. It is also important to note that there are a number of significant residential projects not included within the town wide housing unit total that have received zone changes and are in various stages of site plan review. Included within this category is the Oheka Castle condominium project, totaling one hundred ninety (90) luxury housing units, the Manors at Commack with eighty-eight (88) age-restricted units and Creekside Apartments II with fourteen (14) units. Downtown Huntington Village including the surrounding area by the LIRR also has over 200 potential apartments and condos in the pipeline or under construction.

Commercial and industrial development expansion and improvement remains steady. Over the past ten (10) years, over two (2) million square feet of Class A office space has been constructed or renovated in the Town's corporate center, the Melville Employment Center (MEC). The MEC is home to major corporations including Canon USA, Rubies Corporation, Air Techniques, Henry Schein, Honeywell Corporation, Leviton Corporation and the Capital One Bank Corporate Center. A second phase of the Canon project is projected in the near future, providing an additional 200,000 square feet of research and development space and 260 more employees, bringing the total employees to 2,060. Hartz Mountain has submitted applications for the Newsday site in Melville, which will be redeveloped into two warehouse buildings with over 900,000 square feet on the 48-acre site. Estee Lauder is also proposing to open a multi-million dollar engineering center in the MEC, next door to their current factory and research lab. A major hotel chain has also proposed to redevelop a vacant site just south of the LIE into a brand-new, 127-room hotel with an outdoor pool, and that zone change application is currently under review.

Vacant commercial and industrial land, like the Canon site, is limited. However, many sites zoned for such uses are under-utilized and excellent candidates for site redevelopment. This is an emerging trend that is fully supported and encouraged by Huntington officials, who have identified existing commercial corridors and industrial sites throughout the Town, and the Melville Employment Center (MEC) in particular, as the Town's primary focus in its

Local Economy (continued)

2008 Comprehensive Plan Update “Horizons 2020”. Many of the under-utilized industrial sites in Melville are on large parcels in prime locations with access to the Long Island Expressway (LIE). The Town adopted new zoning guidelines in 2006 to promote redevelopment to meet the demands of modern corporations. The strong market demand for quality corporate office space as well as distribution centers will continue to spur redevelopment and result in increasing market values and commercial property tax revenues. For example, a new six-story 160,000 square foot corporate center is nearing final approval on a property on the LIE South Service Road that formerly housed a one-story aging commercial building. This office site is directly to the east of the Canon site and is currently under review. Besides the Hartz Mountain application, an Amazon proposal for a distribution center off Walt Whitman Road in the MEC close to the newly-expanded Walt Whitman Bridge off of the LIE is also under review.

As noted, continuing the success of attracting new corporations to the MEC over the past thirty (30) years is a major goal of the Town. The Town recognizes the importance of the MEC to the Long Island region as a major economic generator and is taking the necessary steps to enable its continued growth. In 2015 the Town funded a \$200,000 plan and hired the consultant firm of Buckhurst, Fish & Jacquemart headquartered in Manhattan, to prepare an integrated land use, circulation and infrastructure plan which will ensure that the MEC has the necessary land use policies and infrastructure to meet the future needs of corporate development. Following an 18-month planning process which included several public workshops, a DRAFT MEC Plan was completed in 2016 and is under final review by the Town Board. It includes recommendations to add a mix of uses, including retail and housing, to this important area. Infrastructure improvements on the Walt Whitman Bridge as well as sewer studies currently underway also reflect the continued desire to keep the MEC flourishing within the region. In addition to Melville, significant projects continue to be proposed in other locations to take advantage of the income and employment levels in the Town. For example, currently under review is a proposal for cluster housing at the Indian Hills Country Club, a 100 acre site in Northport now home to a golf course. There is also an application under review at the former VA site in Northport called Freedoms Point, which would result in an 113,343 square foot assisted living facility on 10.09 acres.

Another important initiative happening within the Town is the Huntington Station revitalization. The Town has been working in partnership with the community and a master developer, Renaissance Downtowns. Since the adoption of the development strategy in 2013, Renaissance Downtowns has developed concept plans for four project sites on New York Avenue north of the Long Island Railroad (LIRR) tracks, which include the following uses: a boutique hotel, office space, retail space, apartments over storefronts, and potential artist residences. Two projects; Northridge (completed and fully occupied) and Gateway Plaza Development (under construction) will result in a total of 82 new housing units within a half-mile of the Huntington LIRR Station. Another mixed-use development known as Northridge Square was recently approved which will add mixed-use retail space and sixteen (16) apartments along New York Avenue, and just south of that the Landmark at 1090 New York Avenue is under review for a two-building, 16-unit mixed-use and 9-unit historic residence project near the LIRR. Suffolk County has recently approved funding for a sewer study to consider the connection of the portion of Huntington Station south of the railroad tracks to the County’s Southwest Sewer District. The Town also was recently awarded a grant from the New York State Department of State for an engineering study in preparation for additional sewer funding grant applications. This would be of great assistance to potential Renaissance projects south of the tracks, where the lack of sewer availability is the most significant obstacle to redevelopment. Renaissance is looking at underutilized parcels in the area, including the underutilized Town-owned railroad parking lot on the west side of New York Avenue, which is currently generating no property tax revenue. A bus company also occupies a large property within walking distance of the train station and is a prime candidate for redevelopment.

A similar redevelopment trend is occurring in other corridors as evidenced by the increasing number of applications to the Town’s Planning and Zoning Boards for expansion of existing business uses. Shopping centers are upgrading to compete with the “box” stores and outlet centers. Significant remodeling and upgrading projects underway throughout the Town include the “Big H” shopping center located between the Huntington Station LIRR and Huntington Village, which completed construction to remove large retaining walls to develop the lower level basement into retail and received approvals for the addition of a much-needed supermarket to the site, and Huntington Square Mall which is redeveloping the former Sears site in East Northport for a 54,000 square foot AMC movie theater, 39,000 square foot fitness club and 88,000 square foot retail space to include a Floor & Décor store. Melville Mall along Route 110 has new retail pad sites under construction, and Trader Joe’s in Commack recently invested in a move to a newly-renovated site nearby to increase square footage and parking availability. Consumer expenditures per capita by Huntington households are among the highest in the nation and will continue to fuel the commercial redevelopment and expansion for the foreseeable future. In addition, there has been an increasing trend with numerous projects underway for mixed use construction within downtown Huntington Village.

Local Economy (continued)

Healthcare and the medical industry has also been undergoing significant growth in the Town, as shown by Mt. Sinai Doctors Long Island recently completing a new state-of-the-art 80,000 square foot medical office complex located at 5 Cuba Hill Road in Greenlawn. There is also a proposal under review from Huntington Hospital for expansion to increase office space and provide for future medical use.

The Town of Huntington expects to receive benefits from two major capital projects underway by the LIRR. One is the East Side Access project, which will allow LIRR trains direct access to Grand Central Station in Manhattan for the first time. This will reduce the time and the hassle to reach many employment centers on the east side of Manhattan, such as the United Nations complex. The other project is the Third Track project, which will add a third railroad track between Floral Park and Hicksville, allowing for both additional trains to New York City for the conventional commute (which will also support the East Side Access project), and will make it easier for reverse commutes from the city to the Town of Huntington. Additional railroad capacity will be combined with two other local transit projects in the planning stages, the reopening of Republic Station on the LIRR's Ronkonkoma line and a bus rapid transit (BRT) system planned for the Route 110 corridor. Both of these projects are designed to serve the businesses and employees in the Melville Employment Center area, an area currently with limited transit options. The BRT service would also connect the LIRR Ronkonkoma line with the LIRR Babylon line at the Amityville station, providing the only express connection between the two railroad lines east of the Jamaica station, and allowing both railroad lines to provide a connection to Melville.

Finally, Huntington is home to several thriving downtown business districts, including Huntington Village, Cold Spring Harbor, Greenlawn and Northport Village. Huntington Village is one of Long Island's premier destinations, boasting a 1,573-capacity live entertainment theater, an art museum, a park with free concerts and events year-round, an active historical society, an independent cinema arts theater, a commercial movie theater and over 50 restaurants and 200 retail stores. The Paramount Theater opened its doors in 2011 and offers live performances, attracting many to the downtown area. Other important developments in Huntington Village are a recently approved and now under construction 80-room boutique hotel that will provide first class lodging to visitors to the region, as well as an increase in construction of mixed-use developments in the downtown area. Located within a mile of local beaches and the LIRR and served by the HART Bus public transportation system, Huntington Village also features a considerable stock of rental units and smaller single-family homes located within walking distance to the downtown. A Suffolk County initiative to bring bike share programs to the region is expected to add Huntington Village as one of the participating communities in 2021, with potential expansion to other areas of the Town in the future.

Major Initiatives

Through sound fiscal management, the Town has been able to fund and complete various major projects in 2020 including \$12.8 million of road resurfacing, reconstruction, drainage, equipment purchases, land purchases, land improvements, traffic signalization, recreational facility and building improvements.

Major initiatives that are currently underway within the Town include the following:

- Huntington's three Business Improvement Districts (BIDs): Huntington Village; Huntington Station; and Cold Spring Harbor, as well as its active and well-represented chambers of commerce, including Huntington Chamber, East Northport Chamber and Melville Chamber, continue to work cooperatively with the Town to enhance the Town's downtown business districts and corridors. These combined efforts are tied to stimulating economic activity through community events, business networking, ribbon cuttings of new businesses, recognition of the growth and enhancement of existing business and more. Events include street fairs, parades, sidewalk sales, tree and candle lightings, antique car shows and jazz festivals. The Huntington Community Development Agency (CDA) also submits the applications to Suffolk County for the Downtown Revitalization Grants on behalf of community organizations, as well as to state agencies and elected officials, and oversees the projects and required documentation. The Town and CDA are continuing to work with the Greenlawn Civic Association on a historic lighting and parks improvement program, and the Cold Spring Harbor Chamber on a lit street crossing.

Major Initiatives (continued)

- The Town of Huntington, through the Huntington Community Development Agency (CDA), administers over \$1.3 million in program funding annually. This includes a Home Rehabilitation program designed to assist elderly and limited-income residents to remain in their homes, an emergency grant program for heating, septic and appliance repair, and a deferred loan program for home improvements. Construction was recently completed on a 14-unit condominium project in Huntington Station known as Columbia Terrace. This development will offer preference to U.S. military veterans and serve to uplift the area currently under revitalization.
- CDA also spearheads development programs to stimulate economic development and job growth in low-income areas through the Huntington Opportunity Resource Center, and serves as the HUD contract agency for the disbursement of Huntington's federal Community Development Block Grant (CDBG). Further, CDA administers the Town of Huntington's affordable housing program as provided under public policy. In April of 2020, the Town of Huntington was informed by the Department of Housing and Urban Development that it would receive \$510,000 under the Coronavirus Aid, Relief and Economic Security Act (CARES Act) through CDBG, in wake of the COVID-19 pandemic. The CDA solicited applications from nonprofit agencies in the community that have been providing assistance to families and individuals who have been impacted by the pandemic, and will be distributing funding to seven (7) service agencies; addressing food insecurity, health and safety issues, and providing shelter for those who are unable to shelter safely in place. In June of 2020, the Town was notified that it would receive an additional \$1.1 million in CARES funding. In this phase, funds have been dedicated to providing financial assistance to businesses that have struggled to retain employees during the pandemic, as well as for mortgage assistance, rapid COVID-19 testing, and service organizations.
- In the wake of the coronavirus pandemic, the Community Development Agency will be overseeing the Emergency Rental Assistance Program (ERAP) on behalf of the Town. This program, issued through the US Department of the Treasury, will provide rental assistance to many residents who have been impacted financially by the pandemic. The Town received \$5.9 million, and will be one of several municipalities partnering with the NYS Office of Temporary and Disability Assistance (OTDA) to disperse the funds, which will also help small landlords and homeowners.
- The Town of Huntington, the Town of Huntington Economic Development Corporation, and Renaissance Downtowns, LLC public-private partnership saw construction completed on the Northridge Project, a mixed used development in downtown Huntington Station that includes 6,200 square feet of commercial space and 16 one-bedroom apartments. The organizations are also working with the developer of this project to build another similar project which will include two affordable rental units and additional retail space.
- Construction has been completed on the Gateway Plaza Development project with 16,000 square feet of ground floor commercial and 66 rental apartments, comprised of studio and one-bedroom units. The CDA secured a \$1.4 million grant from Empire State Development Corporation (EDC), and has been responsible for the oversight and reporting on this project as well.
- The Town is currently constructing a playground and spray park at Manor Field in Huntington Station, which has been in the planning stages for several years. The project will also replace the turf, and provide recreation for many families in the area. Funding for this project has been made possible through CDBG funding, as it is in a low to moderate area and a grant from NYS that the CDA procured.
- The CDA has secured NYS grant funding on behalf of the Town for a new upgraded camera system in Huntington Station. By partnering with the HS BID, this will vastly improve coverage of the current antiquated system, and allow for a partnership between the businesses, Town and the Second Precinct.
- The Town of Huntington Local Development Corporation (LDC) secured the largest bond to date with Gurwin Housing Inc., for the purpose of constructing Fountaingate Gardens, a new senior community in Commack. This conduit financing bond, in the amount of over \$102 million, will bring in over \$200,000 in revenue to the Town during its term.
- The Town was awarded \$100,000 grant under NYSEDA's RFP 3044 NY Prize Stage 1, and having successfully completed the Feasibility Assessment, applied for and was awarded the \$1,000,000 Stage 2 grant for detailed engineering design and business plans for the Town of Huntington Community Microgrid. Stage 2 was completed September, 2020. The proposed microgrid will provide energy service to several critical facilities including: Town Hall, the Flanagan Senior Center, the Wastewater Treatment Plant, Huntington Hospital and the Huntington YMCA which serve a critical community need.

Major Initiatives (continued)

- In accordance with Town policy, the Town successfully completed the United States Department of Energy (USDOE) Energy Efficiency and Conservation Block Grant (EECBG) for energy-related projects including: 1) the installation of high-energy efficiency street lighting; 2) re-commissioning of Town Hall that included an energy audit and resulting implementation of energy conservation measures, such as, a building automation system upgrade and VFDs, 3) a 28kW solar PV demonstration project for Town Hall; 4) developed & implemented a residential energy efficiency retrofit program for Town homeowners that helped over 1,000 Huntington homeowners save energy and money; and 5) developed a comprehensive Town-wide long-range energy efficiency and capital investment plan. As a result of the Town's success with the EECBG, USDOE invited Huntington to join the Better Buildings Challenge (BBC), and as a BBC partner, the Town has committed to reduce energy intensity 20% by 2023. As a BBC partner, the Town has benchmarked the 40 largest energy consuming facilities, equivalent to 1,000,000 Sq.Ft. of facility building square footage, on EPA's Energy Star Portfolio Manager. The Town has adopted the NYSDEC Climate Smart Communities (CSC) Pledge for localities to improve energy efficiency and reduce greenhouse gas emissions, and developed a Climate Action Plan (CAP) that was adopted by the Town Board in June, 2015. In 2018, the Town applied for and was awarded a NYSDEC CSC grant in the amount of \$62,500 with the Town providing a \$62,500 match to complete Pledge Element 2 as a CSC Certification Project: to inventory Government Operations and Community-wide Greenhouse Gas (GHG) emissions, 100% Renewable Energy Feasibility Study, amend and update the CAP including a Capital Phase-In Plan to meet the NYS Climate Leadership and Community Protection Act (CLCPA) GHG reduction goals. The Town's Advisory Committee on Energy Efficiency, Renewables and Sustainability (ACEERS) established a CSC RFP sub-committee to prepare the scope of work to complete the CSC Pledge Element 2. Conducting a fleet assessment and building out the EV fleet and infrastructure will be included in the recommendations as part of the Climate Smart Communities RFP for our CSC Certification grant project. Huntington is in the process of converting its public transit bus fleet to hybrids.
- The Town constructed a 12 KW solar powered PV system and five Electric Vehicle (EV) charging station at Huntington's LIRR South Parking Garage partially funded by a NYSERDA grant. The Town helped develop the LI Unified Solar Permitting Initiative (LIUSPI) resulting in Huntington's invitation to join Sustainable CUNY as a participating partner in NYSERDA's NY Sun Initiative and NY Solar Smart under DOE's Solar Rooftop Challenge II grant. The Town assisted Sustainable CUNY in modifying LIUSPI to bring unified solar permitting to NYS as part of their grant deliverable. Together with Sustainable CUNY and the Town's ACEERS committee, Solarize Huntington, a group purchasing program, was developed and launched to provide education and outreach and lower the soft costs of solar PV installations for Town homeowners. The six month Solarize Huntington campaign succeeded in lowering the cost per watt of solar PV compared to the Suffolk County average for homeowners, had 516 program signups and 56 contracted installations totaling 496 kW, almost half a megawatt, of contracted solar PV installed in the Town. Working with Sustainable CUNY the Town was designated a USDOE SolSmart Community at the Bronze level. The Town is a collaborative partner, along with other Long Island Towns and community-based organizations, with Sustainability Institute at Molloy College under their NYSERDA CGC grant, to provide education and outreach for the Long Island Green Homes Initiative helping Long Island homeowners save money by undertaking energy efficient improvements.
- The Town submitted a sub-application to the NYS Division of Homeland Security and Emergency Services (DHSES) on December 2, 2020 to apply for funding opportunities under FEMA Building Resilient Infrastructure and Communities (BRIC) category, which will provide the Town with an opportunity to support Stage 3 development and implementation of the Huntington Community Microgrid project. The Town earned a Clean Energy Community (CEC) designation from NYSERDA by completing the following high-impact action items: 1) Establishing the Solarize Huntington program, a group purchasing and community education program that leveraged the collective buying power of Huntington homeowners to significantly reduce the cost of residential solar installations. 2) Amending the Town Code to fast-track approval of solar installation permits and to adopt the NYS Unified Solar Permit Initiative to reduce costs and delays for solar projects. 3) Energy Code Enforcement Training for Town code compliance officers and other Town officials. The Town also purchased a Level 2 Electric Charging Station Double Pedestal for charging electric vehicles at Town Hall which is available free to employees and the public, and applied for and received a \$5,000 grant for for the electric vehicle charging station from NYSDEC's Clean Vehicles & Infrastructure rebates. The Town participates in SuffolkShare and is part of the SuffolkShare Electric Vehicle Working Group which is working to build out EV infrastructure both for public use and for municipal operations, and is a member of the USGBCLI Drive Electric Long Island EV Infrastructure subcommittee. The Town is also planning to include "make ready" for EV charging stations + solar PV for any new Town projects so that it is ready if funding is not available in the present.

Major Initiatives (continued)

• With the CEC designation the Town was able to apply for and was awarded a \$250,000 grant toward implementing the energy efficiency measures recommended in NYPA's ASHRAE Level 2+ Investment Grade Audit Reports completed at the Town Microgrid facilities including LED lighting retrofits at Town Hall, Flanagan Senior Center, and steam trap repairs and replacement at Town Hall and Flanagan Senior Center, and retro-commissioning at Town Hall, and includes working with PSEG Long Island to obtain any available PSEG rebates by retrofitting the LED lights at Town Hall, Flanagan Senior Center, and the Wastewater Treatment Plant, and replacing HPS and metal halide lighting for outdoor lighting at various Town Facilities and Parks. A feasibility study for a geothermal system was conducted as part of the design that includes solar PV system for the building of the James Conte Community Center in Huntington Station. Working with NYPA, the 30% design for a geothermal system at the Dix Hills Ice Rink was completed, which is the Town's highest energy consuming Town facility. The Town teamed with top respected team partners Ecogy Energy, Brookhaven National Lab (BNL), Stony Brook University, and Pacific Northwest National Lab (PNNL) to apply for the DOE Connected Communities (CC) Funding Opportunity Announcement (FOA) due March 17, 2021 to commit the Huntington Community Microgrid facilities to be used as a CC Demonstration Project to demonstrate to DOE and NYSERDA how groups of buildings combined with other types of Distributed Energy Resources (DERs), such as Electric Vehicle (EV) charging and Photovoltaic (PV) generation, can reliably and cost effectively serve as grid assets by strategically deploying efficiency and demand flexibility, thereby increasing energy efficiency, reducing energy demand, and reducing environmental impact.

Economic Development

The Town of Huntington continues to advance its efforts Town-wide to improve and enhance economic development, facilitate the creation of jobs, cultivate retention and growth of business, and promote tourism. The Supervisor's Office and the Huntington Community Development Agency work closely with regional business associations, chambers of commerce and business improvement districts to streamline permitting, overcome regulatory obstacles, identify capital improvement projects and apply for and receive outside grant funding for public works projects.

Current projects the Town has implemented or is in the process of implementing to enhance the economic development of the Town are:

- Renaissance Downtowns, LLC as Master Developer for Huntington Station, continues to finalize its development programs for a series of new buildings on the west side of New York Avenue. These projects include a boutique hotel, office building, and artists' lofts. Because the aforementioned projects involve some state-owned land, Renaissance and The Town are in discussions with New York State DOT Region 10 to convey the land.
- Discussions continue regarding the possibility of developing 49 artist lofts on the west side of New York Avenue in Huntington Station's downtown and transportation hub.
- Town of Huntington Economic Development Corporation is continuing to interact and advise Renaissance Downtowns on the revitalization of Huntington Station and is seeking new areas, such as Melville and Halesite as hamlets ripe for economic opportunity.
- In the wake of the coronavirus pandemic, The Town established a Small Business Recovery Task Force, comprised of members of the BIDS or chambers from each hamlet, business owners, and two members of the Economic Development Corporation. The Task Force acted as a liaison between businesses, the Town and assisted in providing information on economic relief. The task Force sponsored a "Masks on Main" event which bolstered food traffic throughout Huntington Village while encouraging residents and visitors to shop safely; secured the most photographed Holiday Tree on Long Island during the holiday season on Wall Street; and helped to implement a parklet program, increasing the dining capacity for local restaurants still facing occupancy restraints.

Economic Development (continued)

- The Huntington Opportunity Resource Center (HORC) was opened in June 2014 at 1264-1268 New York Avenue to provide an array of services to assist the unemployed and underemployed in the Town. The Town partnered with Suffolk County to bring the County's Department of Social Services and Department of Labor to the Resource Center to assist residents in need. The Town/County partnership leverages shared resources that result in blanketing the community with a plethora of services, including resume writing, business software training, workshops, job search assistance and so much more. Due to the coronavirus pandemic, however, the HORC was forced to shut its doors to the public, creating a gap in services. However, the Town and the CDA are looking to partner with the Family Service League, which provides many similar services, to occupy the space and continue the programs offered. This would also bring revenue to the CDA and reduce the expenses incurred in running the HORC.
- The CDA has received a \$25,000 grant from NYS Empire State Development for the purpose of conducting a feasibility study for downtown Huntington Station, and has worked with the County to secure funding to conduct a new engineering study for sewers on the west side of New York Avenue, where new development has been halted due to the current lack of a sewer system.

Long-range Financial Planning

The Town's capital budget program is a long-range financial plan and is approved annually by the Town Board. Each capital project may be financed by the issuance of general obligation bonds or the commitment of operating funds or reserve funds in lieu of capital borrowings in order to be on the "pay as you go" program to reduce the debt service burden.

The Town, over the years and as part of its long-range financial planning, has prudently built up reserves during periods of good times so that these funds can be strategically used to offset potential tax increases when times become tough, such as the current COVID-19 pandemic. This fiscal policy continues to be a major initiative for the Town.

The Town's strategic financial planning encompasses conservative long-term forecasts of recurring revenue, future impact of long term agreements, careful reserve and fund balance analysis and a multi-year approach to capital project plans to anticipate future impacts of today's financial decisions and to reach long-term financial stability while achieving the Town's objectives.

Financial Information

Budgetary Control

The Supervisor prepares a tentative budget each year that becomes the preliminary budget upon the scheduling of a public hearing thereon. Subsequent to the public hearing, revisions, if any, are made and the budget is adopted by the Town Board as its final budget for the coming year. The Town's fiscal year 2021 final budget became the final budget by default on November 19, 2020.

The Town establishes budgetary controls to ensure compliance with legal provisions in the annual appropriated budgets approved by the Town Board. The Supervisor submits a proposed operating budget for the General, Debt and Special Revenue Funds for the fiscal year commencing on January 1st. The operating budgets include proposed expenditures and the means of financing them. A public hearing is conducted to obtain taxpayer comments on the proposed budgets. Subsequent to the public hearing, revisions, if any, are made and the budget is then adopted by the Town Board as its final budget for the coming fiscal year. In the event that the budget is not adopted, the proposed operating budget becomes the final budget by default.

The level of budgetary control at which expenditures cannot exceed the appropriated budget amount is exercised at the object level within a department. The Town also maintains an encumbrance accounting system that accomplishes budgetary control. Appropriations which have not been expended or encumbered, lapse at the end of the year.

Financial Information (continued)

Debt Administration

The Town has achieved the highest bond rating of Aaa from Moody's Investor's Service from 2010 to 2020, placing Huntington among the best fiscally managed Towns in New York State. These ratings have been upheld for all previously issued bonds as well. This achievement reflects the Town's consistently solid financial position and a low debt with manageable additional capital needs.

The Town has received six bond rating upgrades since July 1995. Prior to 1995, it had been 28 years since the Town received an increase in bond rating. As a result of these upgrades, the Town's cost to borrow has decreased considerably. The Town is committed to maintaining its current bond rating in future years.

Financial Policies

The Town of Huntington is governed by financial policies pursuant to laws of the State of New York. In addition, the Town has adopted and adheres to a set of Financial Management Policies that includes the following policies: Debt Management Policy, Fund Balance Policy, Budget Policy, Investment Policy, Cash Collection Policy, Purchasing Policy, Credit Card/Debit Card Policy, Capital Asset Policy, Timekeeping Policy and a Cash, Payments & Deposits Policy. All policies are designed to strengthen internal controls.

Reporting Achievement

The Government Finance Officers Association of the United States and Canada (GFOA) has awarded a Certificate of Achievement for Excellence in Financial Reporting to the Town of Huntington for its Comprehensive Annual Financial Report for the year ended December 31, 2019. This was the twenty second consecutive year that the Town of Huntington has received this prestigious award. In order to be awarded a Certificate of Achievement, a government must publish an easily readable and efficiently organized comprehensive annual financial report. This report must satisfy both U.S. generally accepted accounting principles and applicable legal requirements.

In addition, the Government Finance Officers Association of the United States and Canada (GFOA) has awarded a Distinguished Budget Presentation Award to the Town of Huntington for the fiscal year beginning January 1, 2020. This was the ninth consecutive year that the Town of Huntington has received this prestigious award.

A Certificate of Achievement and Distinguished Budget Presentation Award are valid for a period of one year only. We believe both our current comprehensive annual financial report and our adopted budget continue to conform to their respective program requirements. We are submitting the 2020 Comprehensive Annual Financial Report to the GFOA to determine their eligibility for another certificate.

Acknowledgements

The preparation of this report on a timely basis could not have been accomplished without the efficient and dedicated services of the entire staff of the Comptroller's Office and the guidance of our independent auditors, PKF O'Connor Davies, LLP. I would like to extend my appreciation to all members of the department who assisted and contributed to its preparation.

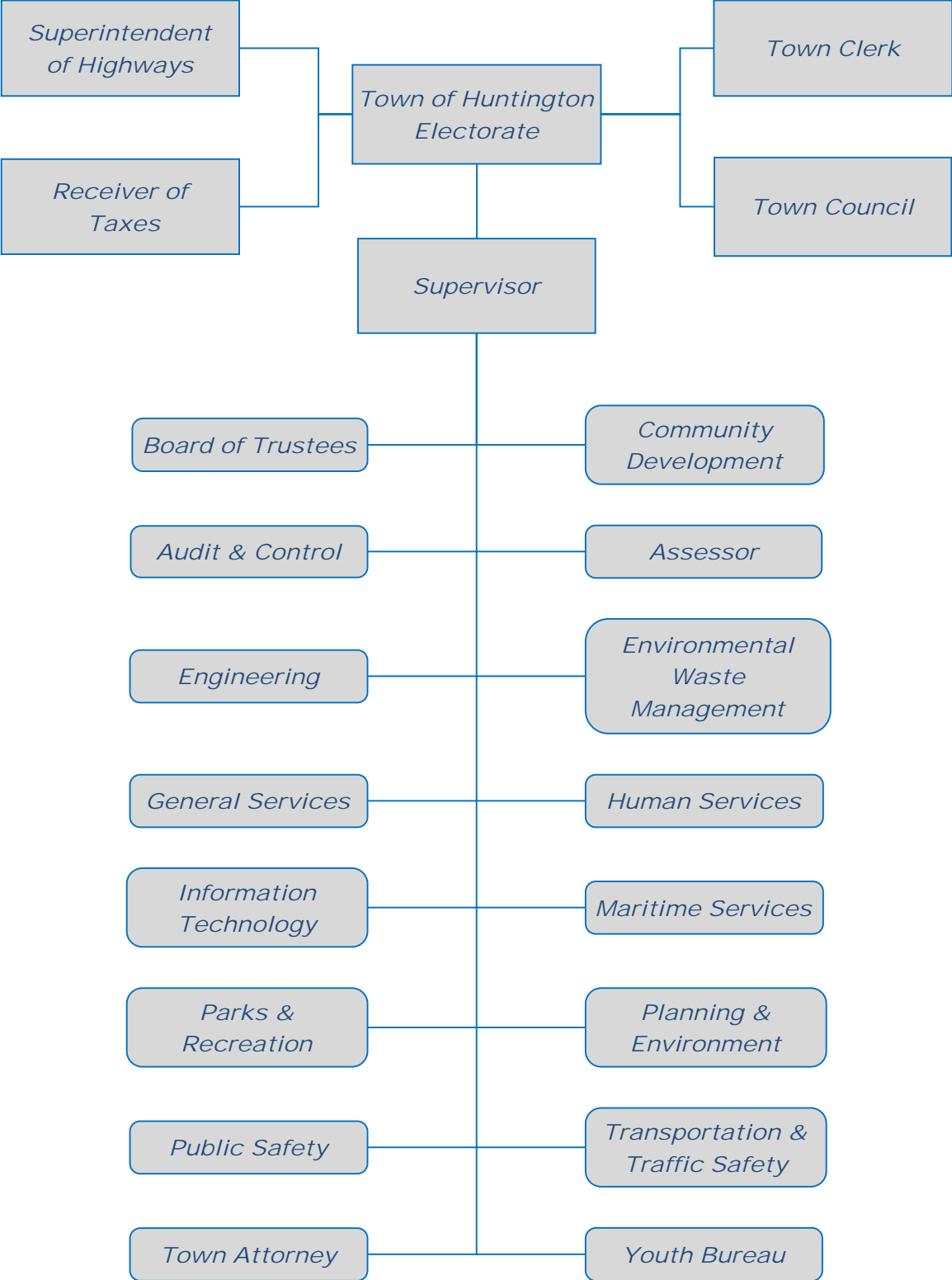
Finally, I would like to thank the Supervisor and the members of the Town Board for continued interest and support in planning and conducting the financial operations of the Town of Huntington in a responsible and progressive manner.

Respectfully submitted,



Peggy Karayianakis CPA
Town of Huntington
Comptroller

Town of Huntington Organizational Chart



Town of Huntington Town Officials

Town Board



Chad A. Lupinacci
Town Supervisor



Joan Cergol
Councilwoman



Eugene Cook
Councilman



Mark A. Cuthbertson
Councilman



Edmund J. Smyth
**Councilman/
Deputy Supervisor**

Town Clerk:

Andrew Raia

Receiver of Taxes:

Jillian Guthman

Superintendent of Highways:

Kevin S. Orelli

Assessor:

Lisa Leonick

Director of Audit and Control:

Peggy Karayianakis

Deputy Director of Engineering:

James Ahrens

Director of Environmental Control:

John Clark

Director of General Services:

Andre Sorrentino

Director of Human Services:

Carmen Kasper

Interim Director of Information Technology:

Patricia Morrison

Interim Director of Maritime:

Fred Uvena

Director of Parks & Recreation:

William Musto

Director of Planning:

Anthony J. Aloisio

Director of Public Safety:

Joseph Cirigliano

Director of Transportation & Traffic Safety:

Scott R. Spittal

Director of Youth Bureau:

Maria E. Georgiou

Town Attorney:

Nicholas Ciappetta

Town Historian:

Robert Hughes



Government Finance Officers Association

Certificate of
Achievement
for Excellence
in Financial
Reporting

Presented to

**Town of Huntington
New York**

For its Comprehensive Annual
Financial Report
For the Fiscal Year Ended

December 31, 2019

Christopher P. Morill

Executive Director/CEO

**FINANCIAL
SECTION**

Independent Auditors' Report

Honorable Supervisor and Town Board
of the Town of Huntington, New York

Report on the Financial Statements

We have audited the accompanying financial statements of the governmental activities, the aggregate discretely presented component units, each major fund, and the aggregate remaining fund information of the Town of Huntington, New York (the "Town"), as of and for the year ended December 31, 2020 and the related notes to the financial statements, which collectively comprise the Town's basic financial statements as listed in the table of contents.

Management's Responsibility for the Financial Statements

Management is responsible for the preparation and fair presentation of these financial statements in accordance with accounting principles generally accepted in the United States of America; this includes the design, implementation, and maintenance of internal control relevant to the preparation and fair presentation of financial statements that are free from material misstatement, whether due to fraud or error.

Auditors' Responsibility

Our responsibility is to express opinions on these financial statements based on our audit. We did not audit the financial statements of the two discretely presented component units, which represent 100% of the assets, net position and revenues of the aggregate discretely presented component units. Those statements were audited by other auditors whose reports have been furnished to us, and our opinions, insofar as they relate to the amounts included for the discretely presented component units, are based solely on the reports of the other auditors. We conducted our audit in accordance with auditing standards generally accepted in the United States of America and the standards applicable to financial audits contained in *Government Auditing Standards*, issued by the Comptroller General of the United States. Those standards require that we plan and perform the audit to obtain reasonable assurance about whether the basic financial statements are free from material misstatement. The financial statements of Greenlawn Water District and South Huntington Water District, the discretely presented component units, were not audited in accordance with *Government Auditing Standards*.

An audit involves performing procedures to obtain audit evidence about the amounts and disclosures in the financial statements. The procedures selected depend on the auditors' judgment, including the assessment of the risks of material misstatement of the financial statements, whether due to fraud or error. In making those risk assessments, the auditor considers internal control relevant to the Town's preparation and fair presentation of the financial statements in order to design audit procedures that are appropriate in the circumstances, but not for the purpose of expressing an opinion on the effectiveness of the Town's internal control. Accordingly, we express no such opinion. An audit also includes evaluating the appropriateness of accounting policies used and the reasonableness of significant accounting estimates made by management, as well as evaluating the overall presentation of the financial statements.

We believe that the audit evidence we have obtained is sufficient and appropriate to provide a basis for our audit opinions.

Opinions

In our opinion, based on our audit and the reports of the other auditors, the financial statements referred to above present fairly, in all material respects, the respective financial position of the governmental activities, the aggregate discretely presented component units, each major fund, and the aggregate remaining fund information of the Town of Huntington, New York, as of December 31, 2020 and the respective changes in financial position for the year then ended in accordance with accounting principles generally accepted in the United States of America.

Emphasis of Matters

We draw attention to Note A 9 and Note F in the notes to financial statements which disclose the effects of the Town's adoption of the provisions of Governmental Accounting Standards Board ("GASB") Statement No. 84, "*Fiduciary Activities*". Our opinion is not modified with respect to this matter.

As discussed in Note D 8 in the notes to financial statements, on March 11, 2020, the World Health Organization declared a global pandemic as a result of the spread of COVID-19 ("CORONAVIRUS"). Our opinion is not modified with respect to this matter.

Other Matters

Required Supplementary Information

Accounting principles generally accepted in the United States of America require that the Management's Discussion and Analysis, schedules of revenues, expenditures and changes in fund balances – budget and actual, schedule of changes in the Town's total other postemployment benefits liability and related ratios, schedule of Town's contributions, schedule of Town's proportionate share of the net pension liability, schedule of changes in the Town's total length of service award program pension liability, schedule of Town's length of service award program pension liability, schedule of the District's contributions and schedule of the District's proportionate share of the net pension liability on pages 22-35 and 104-130 be presented to supplement the basic financial statements. Such information, although not a part of the basic financial statements, is required by the Governmental Accounting Standards Board, who considers it to be an essential part of financial reporting for placing the basic financial statements in an appropriate operational, economic, or historical context. We and the other auditors have applied certain limited procedures to the required supplementary information in accordance with auditing standards generally accepted in the United States of America, which consisted of inquiries of management about the methods of preparing the information and comparing the information for consistency with management's responses to our inquiries, the basic financial statements, and other knowledge we obtained during our audit of the basic financial statements. We do not express an opinion or provide any assurance on the information because the limited procedures do not provide us with sufficient evidence to express an opinion or provide any assurance.

Other Information

Our audit was conducted for the purpose of forming opinions on the financial statements that collectively comprise the Town of Huntington, New York's basic financial statements. The introductory section, other supplementary information section and statistical section listed in the table of contents are presented for purposes of additional analysis and are not a required part of the basic financial statements.

The other supplementary information on pages 132-149 is the responsibility of management and was derived from and relates directly to the underlying accounting and other records used to prepare the basic financial statements.

Honorable Supervisor and Town Board
Town of Huntington, New York

Other Matters (continued)

Other Information (continued)

Such information has been subjected to the auditing procedures applied in the audit of the basic financial statements and certain additional procedures, including comparing and reconciling such information directly to the underlying accounting and other records used to prepare the basic financial statements or the basic financial statements themselves, and other additional procedures in accordance with auditing standards generally accepted in the United States of America by us and other auditors. In our opinion, based on our audit, the procedures as described above and the reports of other auditors', the other supplementary information on pages 132-149 is fairly stated in all material respects in relation to the basic financial statements as a whole.

The introductory and statistical sections have not been subjected to the auditing procedures applied in the audit of the basic financial statements and, accordingly, we do not express an opinion or provide any assurance on them.

Other Reporting Required by Government Auditing Standards

In accordance with *Government Auditing Standards*, we have also issued our report dated June 21, 2021 on our consideration of the Town of Huntington, New York's internal control over financial reporting and on our tests of its compliance with certain provisions of laws, regulations, contracts, and grant agreements and other matters. The purpose of that report is solely to describe the scope of our testing of internal control over financial reporting and compliance and the results of that testing, and not to provide an opinion on internal control over financial reporting or on compliance. That report is an integral part of an audit performed in accordance with *Government Auditing Standards* in considering the Town of Huntington, New York's internal control over financial reporting and compliance.

PKF O'Connor Davies, LLP
Hauppauge, New York
June 21, 2021

REQUIRED SUPPLEMENTARY INFORMATION

Management's Discussion and Analysis

TOWN OF HUNTINGTON
MANAGEMENT'S DISCUSSION AND ANALYSIS
December 31, 2020

MANAGEMENT'S DISCUSSION AND ANALYSIS

As management of the Town of Huntington (the "Town"), we offer readers of the Town's financial statements this Management Discussion and Analysis ("MD&A") of the financial activities of the Town for the fiscal year ended December 31, 2020. The MD&A is intended to serve as an introduction to the Town's basic financial statements, which have the following components: (1) government-wide financial statements, (2) fund financial statements, and (3) notes to the financial statements.

OVERVIEW OF THE FINANCIAL STATEMENTS

This annual report presents the Town's financial activities and position in four parts—MD&A (this section), the basic financial statements, required supplementary information other than MD&A, and other supplementary information presenting combining statements for non-major governmental funds, and component units. The report also includes statistical and economic data.

The basic financial statements include government-wide financial statements, fund financial statements, and notes that provide more detailed information to supplement the basic financial statements.

Reporting on the Town as a Whole

The government-wide financial statements are designed to present an overall picture of the financial position of the Town. These statements consist of the Statement of Net Position and the Statement of Activities, which are prepared using the economic resources measurement focus and the accrual basis of accounting. This means that all the current year's revenues and expenses are included regardless of when cash is received or paid, producing a view of financial position similar to that presented by most private-sector companies.

The Statement of Net Position combines and consolidates the Town's current financial resources with capital assets and long-term obligations. This statement includes all of the Town's assets, liabilities, and deferred outflows and inflows of resources. Net position is the difference between the Town's assets and deferred outflows and liabilities and, deferred inflows and represents one measure of the Town's financial health. Over time, increases or decreases in net position may serve as a useful indicator of whether the financial position of the Town is improving or deteriorating.

The Statement of Activities focuses on both the gross and net cost of various activities (governmental and component unit); these costs are paid by the Town's general tax and other revenues. This statement summarizes the cost of providing (or the subsidy provided by) specific government services, and includes all current year revenues and expenses.

The Statement of Net Position and the Statement of Activities divide the Town's activities into two types.

Primary Government

The Town's basic services are reported here, including general government, public safety, health, transportation, economic assistance and opportunity, culture and recreation, and home and community services. Taxes, fees for services, and federal and state aid finance most of these activities.

TOWN OF HUNTINGTON
MANAGEMENT'S DISCUSSION AND ANALYSIS
December 31, 2020

OVERVIEW OF THE FINANCIAL STATEMENTS (continued)

Discretely Presented Component Units

Discretely Presented Component units are legally separate organizations for which the Town is either financially accountable, or the nature and significance of their relationship with the Town is such that exclusion would cause the Town's financial statements to be misleading or incomplete. The Town includes two discretely presented component units in the notes to this report. These entities are reported in a separate column in the government-wide statements. See Note A.1 for information on separately issued financial statements.

Blended Component Units

Certain Component Units, being legally separated from the primary government, are reported as if they were part of the primary government because they provide services exclusively to the Town and thus are reported as if they were part of the primary government, The Blended Component Units, are Town of Huntington Community Development Agency (CDA) and Town of Huntington Local Development Corporation (LDC), CDA is a major fund while LDC is a non-major fund.

Reporting on the Town's Most Significant Funds

Fund financial statements present financial information in a form more familiar to experienced users of governmental financial statements. However, these statements now focus on the most significant funds. Use these statements to find more detailed information about the Town's most significant activities.

A fund is a separate accounting entity with a self-balancing set of accounts. The Town uses funds to keep track of sources of funding and spending related to specific activities.

Governmental Funds

A majority of the Town's activities are reported in governmental funds. Reporting of these funds focuses on how money flows into and out of the funds, and amounts remaining at year-end for future spending.

Governmental funds are accounted for using the modified accrual basis of accounting, which measures cash and other assets that can be readily converted to cash. The governmental fund statements provide a detailed short-term view of the Town's general governmental operations and the basic services it provides. This information should help you determine whether there are more or less resources available for the Town's programs. The reconciliation following the fund financial statements explains the differences between the government's activities, reported in the government-wide Statement of Net Position and government-wide Statement of Activities, and the governmental funds. The General Fund, Highway Fund, Debt Service Fund, Refuse and Garbage Fund, Capital Projects Fund, Town Outside Village, Water District, and Community Development Fund are reported as major funds.

TOWN OF HUNTINGTON
MANAGEMENT'S DISCUSSION AND ANALYSIS
December 31, 2020

OVERVIEW OF THE FINANCIAL STATEMENTS (continued)

Fiduciary Funds

Fiduciary funds are used to account for resources held for the benefit of parties outside the government. Fiduciary funds are not reflected in the government-wide financial statement because those funds are not available to support the Town of Huntington's activities.

Notes to the Financial Statements

The notes provide additional information that is essential to a full understanding of the data provided in the government-wide and fund financial statements. The notes to the financial statements can be found following the basic financial statements.

Other Information

In addition to the basic financial statements this report contains required supplementary information other than management's discussion and analysis and other supplementary information immediately following the notes to the financial statements.

FINANCIAL ANALYSIS OF THE TOWN AS A WHOLE

Net Position

The December 31, 2020 net position has decreased by \$17.6 million. Total assets and deferred outflows of the Town on December 31, 2020, were \$581.7 million, an increase of \$51.1 million from the prior year, due primarily to an increase in cash of \$6.4 million and deferred outflows of \$36.7 million. Total liabilities and deferred inflows were \$560.0 million, an increase of \$68.8 million from the prior year. This results in a net position balance of \$21.7 million, a decrease of \$17.6 million from the prior year. Of the Town's net position, \$267.1 million was net investment in capital assets, while \$35.1 million was restricted by statute or other legal requirements, and was not available to finance day-to-day operations of the Town. The unrestricted net position (deficit) was (\$280.4) million, which is an increase in the deficit over the prior year as restated of \$23.6 million. The Town's bonded indebtedness was \$89.4 million, which included issuances in 2020 for \$19.5 million in Town bonds to finance road construction, improvements to Town facilities, parking and infrastructure and refunding of old outstanding bonds. See Note C.4 for more detail.

TOWN OF HUNTINGTON
MANAGEMENT'S DISCUSSION AND ANALYSIS
December 31, 2020

FINANCIAL ANALYSIS OF THE TOWN AS A WHOLE (continued)

Net Position (continued)

Condensed Statement of Net Position Primary Government As of December 31st		
	<u>2020</u>	<u>As Restated 2019</u>
<u>Assets and Deferred outflows</u>		
Current and other assets	\$ 154,639,809	\$ 141,169,592 *
Capital assets	<u>330,371,733</u>	<u>329,451,235</u>
Total assets	485,011,542	470,620,827
Deferred outflow of resources	<u>96,714,714</u>	<u>60,004,318</u>
Total deferred outflows	96,714,714	60,004,318
Total assets and deferred outflows	<u>\$ 581,726,256</u>	<u>\$ 530,625,145</u>
<u>Liabilities and Deferred inflows</u>		
Current and other liabilities	\$ 46,804,236	\$ 43,840,308
Non-current liabilities	<u>490,364,708</u>	<u>403,601,996</u>
Total liabilities	537,168,944	447,442,304
Deferred inflow of resources	<u>22,816,700</u>	<u>43,805,533</u>
Total deferred inflows	22,816,700	43,805,533
Total liabilities and deferred inflows	<u>\$ 559,985,644</u>	<u>\$ 491,247,837</u>
<u>Net Position</u>		
Net investment in capital assets	\$ 267,102,385	\$ 260,143,628
Restricted	35,072,410	35,991,100 *
Unrestricted (deficit)	<u>(280,434,183)</u>	<u>(256,757,420)</u>
Total net position	<u>\$ 21,740,612</u>	<u>\$ 39,377,308</u>

*The December 31, 2019 presentation of Net Position was restated due to GASB Statement No. 84 "Fiduciary Activities". See Note F.

TOWN OF HUNTINGTON
MANAGEMENT'S DISCUSSION AND ANALYSIS
December 31, 2020

FINANCIAL ANALYSIS OF THE TOWN AS A WHOLE (continued)

Changes in Net Position

The Town's program revenues for the year ended December 31, 2020 totaled \$47.6 million, an increase of \$1.6 million from the prior year. General revenues were \$154.5 million, an increase of \$1.8 million over the prior year, for total revenues of \$202.1 million, an increase of \$3.4 million. The general revenue increases were primarily from operating grants, property taxes and mortgage taxes which were offset by a decrease in charges for services as a result of the COVID-19 pandemic. The expenses for the year ended December 31, 2020 of the Town were \$219.7 million, an increase of \$19.7 million. Total net position for the year ended December 31, 2020 is a decrease of \$17.6 million over the opening net position.

Governmental Activities

During the current fiscal year, net position for governmental activities decreased by \$17.6 million from the prior fiscal year for an ending balance of \$21.7 million. The decrease in overall net position of governmental activities is due primarily to increases in general government support expenses of \$7.8 million, transportation expenses of \$5.6 million, home & community services expenses of \$5.4 million, reduction in charges for services revenue of \$4.8 million which were offset by increases in property tax revenue of \$2.7 million, mortgage tax revenue of \$3.0 million and operating grant revenue of \$6.3 million from the previous year.

TOWN OF HUNTINGTON
MANAGEMENT'S DISCUSSION AND ANALYSIS
December 31, 2020

FINANCIAL ANALYSIS OF THE TOWN AS A WHOLE (continued)

Condensed Statement of Activities
Primary Government
For the Years Ended December 31st

	<u>2020</u>	<u>2019*</u>
<u>Revenues</u>		
Program Revenues:		
Charges for Services	\$ 34,206,288	\$ 39,029,103
Operating grants & contributions	12,503,750	6,122,253
Capital grants & contributions	921,642	860,635
General Revenues:		
Property taxes	125,620,454	122,867,438
Mortgage tax	11,588,646	8,627,163
Other taxes	5,346,999	6,173,676
Interest and investment income	3,585,262	3,928,752
State aid - unrestricted	1,067,256	1,067,256
Miscellaneous	7,263,285	10,070,251
Total revenues	<u>202,103,582</u>	<u>198,746,527</u>
<u>Expenses</u>		
General government support	\$54,735,314	\$46,923,442
Public safety	18,223,276	16,655,321
Health	4,823,929	5,576,953
Transportation	53,260,082	47,651,589
Economic assistance & opportunity	4,304,635	3,761,996
Culture & recreation	20,980,927	21,419,526
Home & community services	61,223,017	55,793,549
Interest & debt	2,189,098	2,219,040
Total expenses	<u>219,740,278</u>	<u>200,001,416</u>
Increase (decrease) in net position	(17,636,696)	(1,254,889)
Net position, January 1st (as restated)*	<u>39,377,308</u>	<u>36,497,960</u>
Net position, December 31st	<u><u>\$ 21,740,612</u></u>	<u><u>\$ 35,243,071</u></u>

*The cumulative effect of applying a prior period adjustment is shown as an adjustment to the beginning net position of 2020. The condensed information for the year ended December 31, 2019 was not restated.

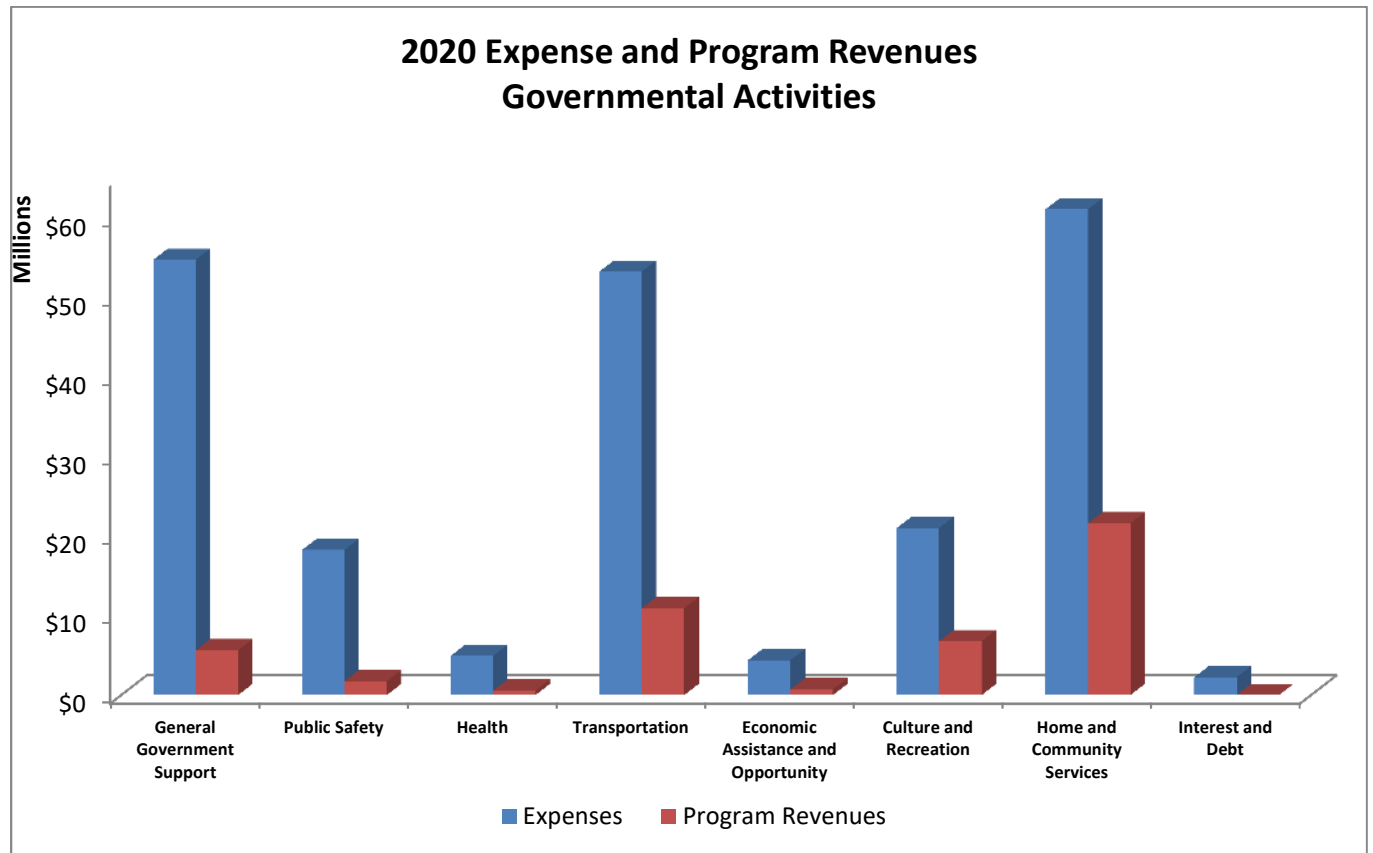
TOWN OF HUNTINGTON
MANAGEMENT'S DISCUSSION AND ANALYSIS
 December 31, 2020

FINANCIAL ANALYSIS OF THE TOWN AS A WHOLE (continued)

Governmental Activities (continued)

Net Cost of the Town's Governmental Activities
 For Years Ended December 31,

	Total Cost of Services		Net Costs of Services	
	2020	2019	2020	2019
General government support	\$ 54,735,314	\$ 46,923,442	\$ 49,214,219	\$ 40,414,653
Public safety	18,223,276	16,655,321	16,524,249	13,329,956
Health	4,823,929	5,576,953	4,283,381	5,013,093
Transportation	53,260,082	47,651,589	42,337,341	42,249,919
Economic assistance and opportunity	4,304,635	3,761,996	3,607,064	3,079,459
Culture and recreation	20,980,927	21,419,526	14,343,410	13,048,565
Home and community services	61,223,017	55,793,549	39,609,836	34,634,740
Interest on debt	2,189,098	2,219,040	2,189,098	2,219,040
Total	\$ 219,740,278	\$ 200,001,416	\$ 172,108,598	\$ 153,989,425



TOWN OF HUNTINGTON
MANAGEMENT'S DISCUSSION AND ANALYSIS
December 31, 2020

FINANCIAL ANALYSIS OF THE TOWN AS A WHOLE (continued)

Governmental Funds

Total assets in the Town's General Fund were \$50.3 million. Receivables reported were \$3.4 million, consisting of \$2.0 million in waste management fees, \$1.1 million in franchise fees and \$.3 million of various other miscellaneous receivables. Due from federal, state and other governments were \$8.7 million of which \$2.4 million is due from intermunicipal agreement for services provided by the resource recovery facility and \$6.3 million from federal and state granting agencies.

Total liabilities and deferred inflow of resources in the Town's General fund was \$10.8 million. Accrued liabilities of \$8.8 million were the result of payroll accruals and waste management fees. Accounts payable was \$1.6 million. Deferred inflows relates to the 2021 fiscal year property taxes collected in advance. In addition to the General Fund, the Water Fund and Community Development have deferred inflow of resources which are derived largely from tax monies collected in advance for the 2020-2021 tax warrant and water billings collected and accrued.

As of December 31, 2020 governmental funds reported an overall fund balance of \$119.4 million. The unassigned fund balances in the General Fund is \$22.7 million. Fund balances in the Highway, Refuse and Garbage, Capital Projects, Town Outside Village, Water District, Community Development Fund and other non-major funds are recorded as assigned funds, with the exception of those funds with deficit fund balances, in accordance with Governmental Accounting Standards Board Statement No. 54.

In the General Fund, the fund balance has increased by \$1.6 million. The increase in the General Fund was primarily due to increases in real property taxes of \$1.1 million, state aid \$1.7 million, federal aid of \$2.3 million, offset by a decreases in departmental income of \$1.7 million, use of money of \$1.0 million and sale of property of \$1.5 million.

In the Highway Fund, the 2020 fund balance increased by \$3.5 million. This increase was primarily due to increases in real property taxes of \$.6 million, and federal aid of \$5.0 million. The increase in revenue was partially offset by an increase in transportation expenditures of \$2.2 million, primarily due as a result of Tropical Storm Isaias storm debris removal costs.

In the Refuse and Garbage Fund, the fund balance decreased \$.9 million. This decrease was due to the increase in real property taxes of \$1.1 million, while expenditures in this fund had a net increase of \$2.3 million. The increase in refuse due to home isolation as a result of COVID-19 was the primary reason for the increase in expenditures.

The Capital Projects fund had a increase in fund balance of \$11.0 million. This is due primarily to the timing of when revenues are recorded from the issuance of long-term debt, and when the expenditures for the related projects are incurred.

In the Town Outside Village fund there was a slight decrease in fund balance of \$.1 million due to a decrease Building permit revenue.

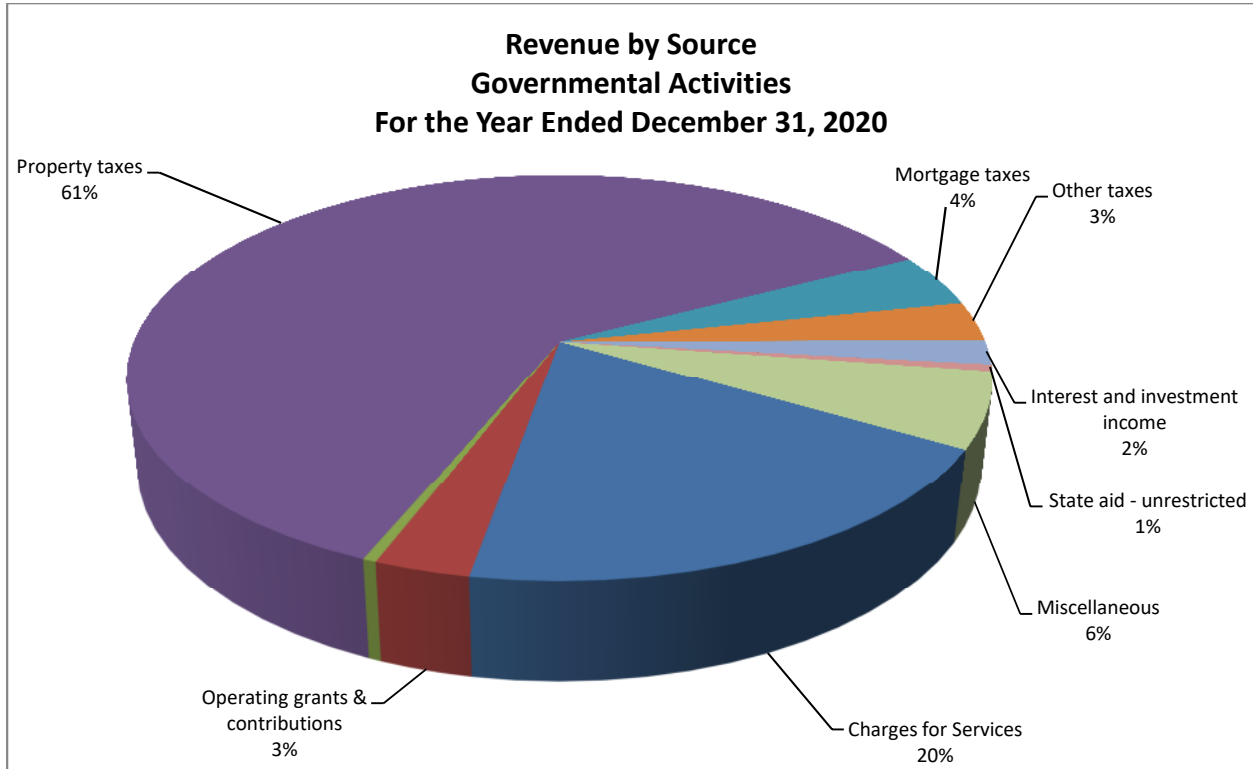
In the Water District fund, there was a slight increase in fund balance of \$.1 million due to a decrease in Employee benefit expenditures.

The Community Development Fund had a decrease in fund balance of \$.1 million. This is due primarily to the timing of grants and related expenditures.

TOWN OF HUNTINGTON
MANAGEMENT'S DISCUSSION AND ANALYSIS
December 31, 2020

FINANCIAL ANALYSIS OF THE TOWN AS A WHOLE (continued)

Governmental Funds (continued)



BUDGETARY HIGHLIGHTS

Variances for the General Fund

In the current year, the General Fund's final revenue budget amounts compared to the original revenue budget amounts showed an increase of \$.2 million. This increase was due primarily to an increase in federal aid from what was originally budgeted. The actual revenue exceeded the final revenue budget by \$.6 million. This was due to actual federal aid revenues and state aid revenues exceeding the final revenue budget amount by \$1.9 million and \$2.7 million respectively, insurance recovery revenue exceeding budget by \$.2 million, and miscellaneous local source revenue exceeding budget by \$.3 million. These revenues were offset by a shortfall in departmental income of \$2.8 million, parking fines of \$.9 million, use of money of \$.3 million and license and permits of \$.5 million from the final budgeted amounts.

The final expenditure budget compared to the original expenditure budget showed an increase of \$1.5 million. These budget amendment increases were due primarily to increased building and grounds costs of \$1.0 million. This increase was due to \$.4 million storm debris removal, \$.3 million for a new telephone system, \$.2 million for COVID-19 related expenditures and \$.1 million for equipment repairs. The actual expenditures as compared to the final budget expenditures showed a favorable variance of \$5.9 million. This variance was due to the actual costs of government programs less than the final budgeted expenditure as a result cutbacks due to COVID-19 compliance requirements and to stringent monitoring of expenses.

TOWN OF HUNTINGTON
MANAGEMENT'S DISCUSSION AND ANALYSIS
 December 31, 2020

CAPITAL ASSETS AND DEBT ADMINISTRATION

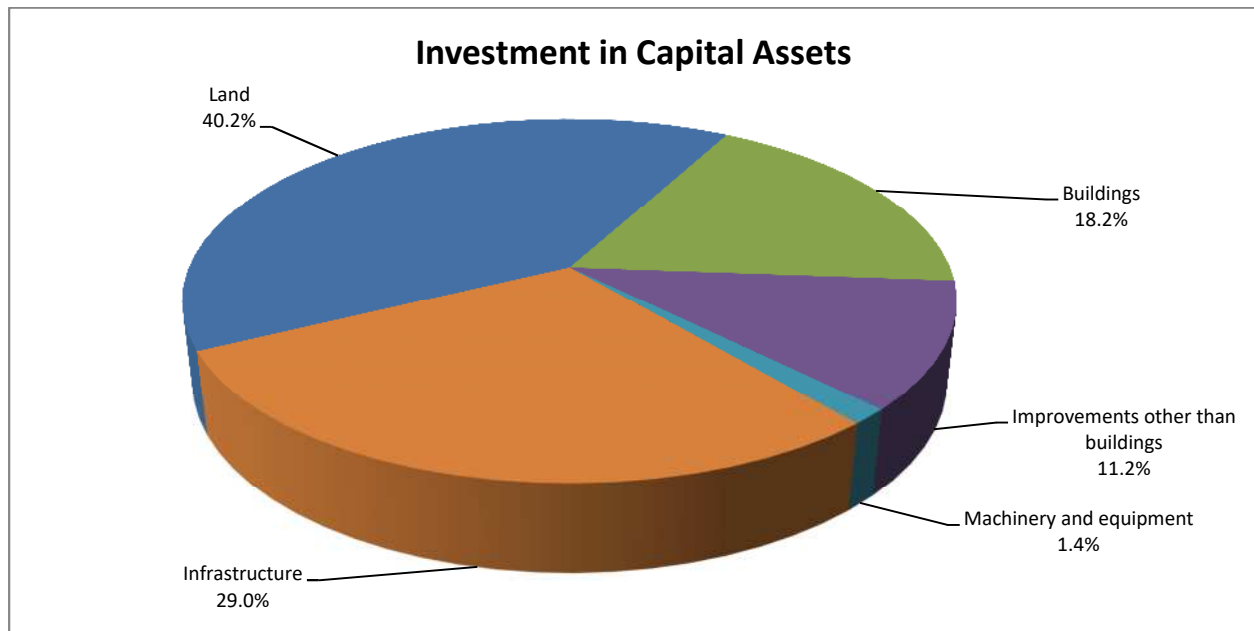
Capital Assets

As of December 31, 2020, the Town had \$330.4 million in net capital assets, of which \$96.1 million net was infrastructure. The Town's capital assets also include land, buildings, improvements other than buildings and machinery and equipment. The details of capital assets are shown in Note C.3 to the financial statements.

Capital Assets - Net of Depreciation
 Governmental Activities
 As of December 31st

	2020	2019
Land	\$ 132,891,610	\$ 130,807,122
Buildings	59,986,975	59,845,882
Improvements other than buildings	37,064,775	39,726,168
Machinery and equipment	4,294,873	5,191,861
Infrastructure	96,133,500	93,880,202
Total net capital assets	\$ 330,371,733	\$ 329,451,235

The Capital Budget Program is a long range financing guide and not a definitive plan. The Town Board must authorize each appropriation before any project is initiated. Each project may be financed by the issuance of general obligation bonds, which, at times, are preceded by the issuance of bond anticipation notes for various periods of time depending on the period's probable usefulness of the purpose of expenditure. The Town has made significant transfers of operating funds in lieu of capital borrowings in order to be on a "pay as you go" program to reduce the debt service burden, which has led to the reduction of debt service.



TOWN OF HUNTINGTON
MANAGEMENT'S DISCUSSION AND ANALYSIS
December 31, 2020

CAPITAL ASSETS AND DEBT ADMINISTRATION (continued)

Debt Administration

The Town of Huntington may issue both general obligation bonds and bond anticipation notes. The Town may contract indebtedness only for a Town purpose and pledges its full faith and credit for the payment of principal and interest. On August 2020, Moody's Investors Service affirmed the Town's bond rating to Aaa, reflecting the Town's strong local economy, a diverse and continually expanding local employment base, consistently solid financial position with healthy unreserved fund balances and a low debt burden on a market value basis.

During fiscal year 2020, the Town of Huntington, including discretely presented component units, issued \$17.9 million in general obligation bonds to finance the following: road reconstruction; improvements to the Water District; acquisition of equipment, and other improvements to Town infrastructure and facilities. Note C.4 to the financial statements shows the details of the Town's long-term liabilities. In addition, the Town of Huntington, including discretely presented component units, issued \$4 million in general obligation bonds to refund \$4.6 million of outstanding serial bonds resulting in a present value savings on the transaction of \$.4 million.

The New York State Constitution limits the power of towns (and other municipalities and school districts of the State) to issue obligations and to otherwise contract indebtedness. Such constitutional limitations, in summary form, as generally applicable to the Town, include the following:

Purpose and Pledge - Subject to certain enumerated exceptions, the Town shall not give or loan any money or property to, or in aid of, any individual or private corporation or private undertaking or give or loan its credit to, or in aid of, any of the foregoing or any public corporation.

The Town may contract indebtedness only for a Town purpose and shall pledge its full faith and credit for the payment of principal and interest thereon.

Payment and Maturity - Except for certain short-term indebtedness contracted in anticipation of tax revenue or to be paid within three fiscal year periods, indebtedness shall be paid: (a) in annual installments commencing no later than two years after the date of such indebtedness shall have been contracted and ending no later than the expiration of the period of probable usefulness of the object of purpose as determined by statute; and (b) no installment may be more than fifty percent (50%) in excess of the smallest prior installment unless the Town authorized the issuance of bonds with a substantial level of declining debt service. The Town is required to provide an annual appropriation for the payment of interest due during the year on its indebtedness and for the amounts required in such year for amortization and redemption of its general obligation bonds and such required annual installments on its notes.

Debt Limit - The Town has the power to contract indebtedness for any Town purpose so long as the principal amount thereof, subject to certain limited exceptions, shall not exceed seven percent (7%) of the average full valuation of taxable real estate of the Town and subject to certain enumerated exclusions and deductions such as water and certain sewer facilities and cash or appropriations for current debt service.

TOWN OF HUNTINGTON
MANAGEMENT'S DISCUSSION AND ANALYSIS
December 31, 2020

CAPITAL ASSETS AND DEBT ADMINISTRATION (continued)

Debt Administration (continued)

The constitutional method of determining full valuation is calculated by taking the assessed valuation of taxable real estate as shown upon the latest completed assessment roll and dividing the same by the equalization rate as determined by the State Board of Equalization and Assessment.

The State Legislature is required to prescribe the manner by which such ratio shall be determined. Average full valuation is determined by taking a sum of the full valuation of the last completed assessment roll and the four preceding assessment rolls and dividing such sum by five.

At December 31, 2020 the total outstanding indebtedness for the Town of Huntington (including component units) aggregated \$110 million. Of this amount \$84 million was subject to the constitutional debt limit and represented approximately 3.1% of the statutory debt limit.

FACTORS AND NEXT YEAR'S BUDGET AND RATES

Union Contracts

The Town employs approximately 666 full-time employees as of December 31, 2020. The Civil Service Employees Association covers approximately 190 employees. Local 342, Long Island Service Employees, United Marine Division, and International Longshoremen's Association, covers approximately 395 of the Town's employees and is divided into two units. The supervisory unit covers 73 employees and the labor unit covers 322 employees. The union contracts expire on December 31, 2022.

State Aid

The Town receives state aid from the State of New York. Operating revenues in the General Fund Budget include approximately 12.6% to be derived from State Aid. The largest allotment of State Aid is derived from Mortgage Tax Collections. Mortgage tax revenue exceeded expectations in 2020 by \$2.2 million and the real estate market remains steady. Revenues from mortgage tax collections are expected to meet the budget projection for 2021.

Utility and Fuel Costs

The Town has addressed the unstable energy market by implementing energy efficiency programs to reduce its consumption. The Town will continue to monitor utility and fuel expenses closely to limit its financial exposure.

TOWN OF HUNTINGTON
MANAGEMENT'S DISCUSSION AND ANALYSIS
December 31, 2020

FACTORS AND NEXT YEAR'S BUDGET AND RATES (continued)

Property Tax

Chapter 97 of the Laws of 2011 ("Tax Cap Law") was enacted on June 24, 2011 and took effect for the 2012 budget year. The Tax Cap Law limits annual increases of the Town's overall real property tax to no more than the lesser of 2.00% or the rate of inflation. Certain increases to the tax levy are excluded from the limitations imposed by the Tax Cap Law including exclusions for certain expenditures for retirement system contributions and tort judgments payable by the Town. In addition, the Town Board may override the limitations if the Town Board enacts, by vote of at least sixty percent of the voting power of the Town Board, a local law to override such limit for the upcoming budget year. The Tax Cap Law does not provide exclusion for debt service on general obligations issued by the Town.

The Town has a final budget for 2021 which factors in inflation and other adjustments to revenues and expenditures as well as prior year positive and negative fund balances. The 2021 budget includes an overall increase in real property tax revenue from the prior year of 1.94% for the Town's overall governmental activities.

Tax Collection

Property taxes for the Town, together with the County, Fire District and School District taxes are collected by the Town Tax Receiver on a single tax bill. Such taxes are due and payable in equal installments on December 1 and May 10, but may be paid without penalty by January 10th and May 31st respectively. Penalties on unpaid taxes are 1% per month from the date such taxes are due and payable and 10% after May 31st.

Tax Collection

<u>As of May</u> <u>31st</u>	<u>Total Tax Levy</u>	<u>To Town</u> <u>Supervisor</u>	<u>To County</u> <u>Treasurer</u>	<u>Uncollected/</u> <u>Returned</u>
2020	\$ 1,108,453,781	\$ 953,576,579	\$ 154,877,202	\$ 40,645,630
2019	1,070,106,161	921,369,255	123,077,918	25,658,988
2018	1,042,572,431	895,604,546	120,729,803	23,879,194
2017	1,022,937,520	878,328,523	117,220,154	25,500,438
2016	1,005,781,356	863,060,764	115,987,057	24,555,382
2015	990,124,518	849,582,079	106,767,915	25,859,062

The Tax Receiver distributes collected tax money to the Town, Fire Districts and School Districts prior to distributing the balance collected to the County. Uncollected amounts are not segregated by the Receiver and any deficiency in tax collection is the County's responsibility. The Town is thereby assured of full tax collection.

TOWN OF HUNTINGTON
MANAGEMENT'S DISCUSSION AND ANALYSIS
December 31, 2020

CONTACTING THE TOWN'S FINANCIAL MANAGEMENT

This financial report is designed to provide the Town's citizens, taxpayers, customers, and investors and creditors with a general overview of the Town's finances and to demonstrate the Town's accountability for the money it receives.

If you have questions about this report or need additional financial information, contact the Town of Huntington, Department of Audit & Control at 100 Main Street, Huntington, NY 11743.

THIS PAGE INTENTIONALLY LEFT BLANK

BASIC FINANCIAL STATEMENTS

TOWN OF HUNTINGTON
GOVERNMENT-WIDE FINANCIAL STATEMENT
STATEMENT OF NET POSITION
December 31, 2020

	<u>Primary Governmental Activities</u>	<u>Component Units</u>
ASSETS		
Current Assets		
Cash and cash equivalents	\$ 63,507,287	\$ 16,183,635
Cash - Restricted	59,625,062	5,204,430
Accounts receivable	4,884,939	2,434,369
Due from federal, state and other governments	18,289,417	860,013
Inventory of material and supplies	-	334,870
Prepays	4,669,085	222,791
Property held for resale	3,664,019	-
Total Current Assets	154,639,809	25,240,108
Non-Current Assets		
Non-depreciable capital assets	132,891,610	3,670,848
Depreciable capital assets, net of depreciation	197,480,123	58,082,761
Total Non-Current Assets	330,371,733	61,753,609
Total Assets	485,011,542	86,993,717
DEFERRED OUTFLOW OF RESOURCES		
Pensions	39,254,158	1,756,852
Other Post Employment Benefits (OPEB)	55,289,072	3,070,390
Length of Service Award Program	2,171,484	-
Total Deferred Outflow of Resources	96,714,714	4,827,242
Total Assets and Deferred Outflows	\$ 581,726,256	\$ 91,820,959

See notes to the financial statements.

TOWN OF HUNTINGTON
GOVERNMENT-WIDE FINANCIAL STATEMENT
STATEMENT OF NET POSITION
December 31, 2020

LIABILITIES AND NET POSITION

Current Liabilities

Accounts payable and other current liabilities	\$ 7,082,029	\$ 1,681,247
Accrued liabilities	11,632,291	236,374
Accrued interest payable	661,280	75,225
Deposits	5,336,429	300,428
Construction loan payable	1,600,000	-
Non-current liabilities due within one year	20,492,207	2,769,548
Total Current Liabilities	46,804,236	5,062,822

Non-Current Liabilities:

Due in more than one year	490,364,708	39,344,432
Total Non-Current Liabilities	490,364,708	39,344,432

Total Liabilities	537,168,944	44,407,254
-------------------	-------------	------------

DEFERRED INFLOW OF RESOURCES

Deferred revenues	3,672,247	-
Pensions	1,317,688	89,695
Length of Service Award Program	1,676,372	-
Other Post Employment Benefits (OPEB)	16,150,393	2,362,802
Total Deferred Inflow of Resources	22,816,700	2,452,497

NET POSITION

Net investment in capital assets	267,102,385	46,677,471
Restricted for:		
Open space land preservation	10,446,620	-
Debt service	223,002	-
Snow and ice removal/road repair	1,450,822	-
Workers' compensation & Judgments and claims	1,114,138	-
Retirement	1,439,929	102,791
General Capital reserve	3,188,102	5,468,183
Length of service award program	10,617,653	-
Special Revenue Fund	4,134,237	-
Community Development	2,457,907	-
Unrestricted (deficit)	(280,434,183)	(7,287,237)
Total Net Position	\$ 21,740,612	\$ 44,961,208

TOWN OF HUNTINGTON
GOVERNMENT-WIDE FINANCIAL STATEMENT
STATEMENT OF ACTIVITIES
Year Ended December 31, 2020

Governmental Functions/Programs	Expenses	Program Revenues			Net Cost and Changes in Net Position	
		Charges for Services	Operating Grants and Contributions	Capital Grants and Contributions	Primary Governmental Activities	Component Units
Primary Government:						
Governmental Activities:						
General government support	\$ 54,735,314	\$ 4,443,461	\$ 262,048	\$ 815,586	\$ (49,214,219)	
Public safety	18,223,276	1,699,027	-	-	(16,524,249)	
Health	4,823,929	238,890	301,658	-	(4,283,381)	
Transportation	53,260,082	760,039	10,056,646	106,056	(42,337,341)	
Economic assistance and opportunity	4,304,635	190,049	507,522	-	(3,607,064)	
Culture and recreation	20,980,927	5,716,970	920,547	-	(14,343,410)	
Home and community services	61,223,017	21,157,852	455,329	-	(39,609,836)	
Interest on debt	2,189,098	-	-	-	(2,189,098)	
Total Primary Government	\$219,740,278	\$ 34,206,288	\$ 12,503,750	\$ 921,642	\$(172,108,598)	
Component Units:						
Home and community services	\$ 15,814,806	\$ 8,279,691	\$ -	\$ 671,818	\$ (6,863,297)	
General Revenues						
Property taxes				\$ 125,620,454	\$ 6,722,733	
Mortgage tax				11,588,646	-	
Other taxes				5,346,999	-	
Interest and investment income				3,585,262	1,263,049	
State aid - unrestricted				1,067,256	-	
Miscellaneous				7,263,285	1,129,985	
Total General Revenues				<u>154,471,902</u>	<u>9,115,767</u>	
Change in net position				(17,636,696)	2,252,470	
Net position - Beginning of year (as restated)				<u>39,377,308</u>	<u>42,708,738</u>	
Net position - Ending of year				<u>\$ 21,740,612</u>	<u>\$ 44,961,208</u>	

See notes to the financial statements.

THIS PAGE INTENTIONALLY LEFT BLANK

TOWN OF HUNTINGTON
BALANCE SHEET
GOVERNMENTAL FUNDS
December 31, 2020

Major Governmental Funds				
	General	Highway	Debt Service	Refuse and Garbage
Assets				
Cash and cash equivalents	\$ 19,729,297	\$ 9,255,948	\$ -	\$ 8,016,748
Cash - Restricted	14,393,713	1,762,412	-	78,305
Accounts receivable, net	3,400,537	122,903	-	17,275
Due from federal, state and other governments	8,714,149	5,248,940	-	1,014
Due from other funds	2,601,848	-	-	25,509
Prepays	1,479,230	487,087	-	187,326
Property held for resale	-	-	-	-
Total Assets	<u>\$ 50,318,774</u>	<u>\$ 16,877,290</u>	<u>\$ -</u>	<u>\$ 8,326,177</u>
Liabilities, Deferred Inflows and Fund Balances				
Liabilities				
Accounts payable and other current liabilities	\$ 1,581,340	\$ 3,037,226	\$ -	\$ 828,231
Accrued liabilities	8,755,839	613,603	-	1,766,630
Deposits	421,731	-	-	-
Due to other funds	20,161	632,721	-	526,485
Construction loan payable	-	-	-	-
Total Liabilities	<u>10,779,071</u>	<u>4,283,550</u>	<u>-</u>	<u>3,121,346</u>
Deferred Inflows of Resources				
Deferred revenue	12,570	772,724	-	-
Total Deferred Inflows	<u>12,570</u>	<u>772,724</u>	<u>-</u>	<u>-</u>
Fund Balances				
Non-Spendable				
Prepays	1,479,230	487,087	-	187,326
Restricted for:				
Open space land preservation	10,446,620	-	-	-
Debt service	153,364	4,625	-	22,288
Unspent bond proceeds	-	-	-	-
Snow and ice removal/road repair	494,504	956,318	-	-
Workers' compensation	325,437	-	-	-
Judgments and claims	788,701	-	-	-
Retirement contribution	843	101,564	-	26,428
General Capital reserve	1,549,320	561,946	-	-
Employee Benefit Accrual Liability Reserve	634,924	137,959	-	29,589
Special Revenue Fund	-	-	-	-
Community Development	-	-	-	-
Length of service award program	-	-	-	-
Assigned:				
Highway	-	9,292,684	-	-
Refuse District	-	-	-	4,673,518
Capital projects fund balance	-	-	-	-
Town Outside Village	-	-	-	-
Local Development Corporation	-	-	-	-
Fire Protection	-	-	-	-
Streetlighting	-	-	-	-
Ambulance Services	-	-	-	-
Sewer Services	-	-	-	-
Water Services	-	-	-	-
Subsequent year's budget	100,000	100,000	-	250,000
Purchases on order	870,837	178,833	-	15,682
Unassigned:				
General fund	22,683,353	-	-	-
Community Development Agency	-	-	-	-
Total Fund Balances	<u>39,527,133</u>	<u>11,821,016</u>	<u>-</u>	<u>5,204,831</u>
Total Liabilities, Deferred Inflows and Fund Balances	<u>\$ 50,318,774</u>	<u>\$ 16,877,290</u>	<u>\$ -</u>	<u>\$ 8,326,177</u>

See notes to the financial statements.

Capital Projects	Town Outside Village	Water District	Community Development	Nonmajor Governmental Funds	Total
\$ 6,559,753	\$ 8,405,596	\$ 3,648,390	\$ 363,155	\$ 7,528,400	\$ 63,507,287
26,616,671	1,459,664	95,087	393,888	14,825,322	59,625,062
-	148,149	577,610	93,720	524,745	4,884,939
499,669	4,030	-	62,663	-	14,530,465
399,113	-	9,993	-	433,279	3,469,742
-	200,138	50,272	5,812	108,376	2,518,241
-	-	-	3,664,019	-	3,664,019
<u>\$ 34,075,206</u>	<u>\$ 10,217,577</u>	<u>\$ 4,381,352</u>	<u>\$ 4,583,257</u>	<u>\$ 23,420,122</u>	<u>\$ 152,199,755</u>
\$ 811,380	\$ 183,458	\$ 205,454	\$ 89,930	\$ 345,010	\$ 7,082,029
-	221,133	46,267	22,778	206,041	11,632,291
-	4,339,275	575,423	-	-	5,336,429
-	29,276	31,823	2,188,153	41,123	3,469,742
-	-	-	1,600,000	-	1,600,000
<u>811,380</u>	<u>4,773,142</u>	<u>858,967</u>	<u>3,900,861</u>	<u>592,174</u>	<u>29,120,491</u>
-	335	2,863,497	22,954	167	3,672,247
-	335	2,863,497	22,954	167	3,672,247
-	200,138	50,272	5,812	108,376	2,518,241
-	-	-	-	-	10,446,620
-	-	6,049	-	36,676	223,002
26,616,671	-	-	-	-	26,616,671
-	-	-	-	-	1,450,822
-	-	-	-	-	325,437
-	-	-	-	-	788,701
-	253	53,608	-	8,309	191,005
-	1,076,836	-	-	-	3,188,102
-	382,575	35,430	-	28,447	1,248,924
-	-	-	-	4,134,237	4,134,237
-	-	-	2,457,907	-	2,457,907
-	-	-	-	10,617,653	10,617,653
-	-	-	-	-	9,292,684
-	-	-	-	-	4,673,518
6,647,155	-	-	-	-	6,647,155
-	3,703,229	-	-	-	3,703,229
-	-	-	-	277,900	277,900
-	-	-	-	29,854	29,854
-	-	-	-	2,972,163	2,972,163
-	-	-	-	1,263,888	1,263,888
-	-	-	-	2,663,516	2,663,516
-	-	440,868	-	-	440,868
-	-	-	-	250,000	700,000
-	81,069	72,661	-	436,762	1,655,844
-	-	-	-	-	22,683,353
-	-	-	(1,804,277)	-	(1,804,277)
<u>33,263,826</u>	<u>5,444,100</u>	<u>658,888</u>	<u>659,442</u>	<u>22,827,781</u>	<u>119,407,017</u>
<u>\$ 34,075,206</u>	<u>\$ 10,217,577</u>	<u>\$ 4,381,352</u>	<u>\$ 4,583,257</u>	<u>\$ 23,420,122</u>	<u>\$ 152,199,755</u>

TOWN OF HUNTINGTON
RECONCILIATION OF THE GOVERNMENTAL FUNDS BALANCE SHEET TO THE STATEMENT OF NET POSITION
As of December 31, 2020

Total Fund Balances - Governmental Funds \$ 119,407,017

Amounts reported for governmental activities in the Statement of Net Position are different because:

Capital assets less accumulated depreciation are included in the Statement of Net Position:

Capital Assets - Non-Depreciable	\$ 132,891,610	
Capital Assets - Depreciable	732,692,922	
Accumulated Depreciation	<u>(535,212,799)</u>	330,371,733

New York State Employees Retirement System annual contributions paid on an annual basis have been prepaid, creating a year-end asset. The asset is not a current available resource and is not reported in the funds. 2,150,844

Revenues in the Statement of Activities that do not provide current financial resources and are not reported as revenues in the funds. 3,758,952

Deferred outflows and inflows associated with participation in the state retirement systems, OPEB, and LOSAP are not current financial resources or uses and are not reported in the funds:

Deferred outflows of resources - employee's retirement system	39,254,158	
Deferred outflows of resources - length of service award program	2,171,484	
Deferred outflows of resources - other postemployment benefits	55,289,072	
Deferred inflows of resources - employees' retirement system	(1,317,688)	
Deferred inflows of resources - length of service award program	(1,676,372)	
Deferred inflows of resources - other postemployment benefits	<u>(16,150,393)</u>	77,570,261

Long-term liabilities applicable to the Town's governmental activities are not due and payable in the current period and accordingly are not reported in the funds. However, these liabilities are included in the Statement

General obligation bonds, net	(89,393,333)	
Premiums on refundings	(1,241,532)	
Net pension liability	(50,661,734)	
Due to Employee Retirement System	(876,354)	
Other post-employment benefits payable	(320,681,013)	
Net pension liability- LOSAP	(14,023,145)	
Compensated absences	(14,075,266)	
Claims and judgments	(19,219,261)	
Estimated liability for landfill closure and post-closure care costs	(192,591)	
Capital leases	<u>(492,686)</u>	(510,856,915)

Interest payable applicable to the Town's governmental activities are not due and payable in the current period and accordingly are not reported in the funds. However, these liabilities are included in the Statement of Net Position. (661,280)

Net Position of Governmental Activities \$ 21,740,612

See notes to the financial statements.

THIS PAGE INTENTIONALLY LEFT BLANK

TOWN OF HUNTINGTON
STATEMENT OF REVENUES, EXPENDITURES, AND
CHANGES IN FUND BALANCES - GOVERNMENTAL FUNDS
Year ended December 31, 2020

	Major Governmental Funds			
	General	Highway	Debt Service	Refuse and Garbage
REVENUES				
Real property taxes	\$ 45,707,019	\$ 34,373,582	\$ -	\$ 26,255,794
Other real property tax items	431,775	132,163	-	1,541
Non-property tax items	4,601,052	-	-	-
Departmental income	31,250,872	405,978	-	6,240
Intergovernmental charges	132,516	917	-	12,680
Use of money and property	1,257,066	203,583	-	144,085
Licenses and permits	635,293	130,375	-	-
Fines and forfeitures	656,502	-	-	-
Sale of property and compensation for loss	485,625	184,282	-	154,525
Miscellaneous local sources	1,675,521	534,773	-	118,704
Interfund revenues	4,686,461	-	-	-
State aid	13,462,085	1,903,829	-	-
Federal aid	2,934,614	5,035,547	-	-
Total Revenues	<u>107,916,401</u>	<u>42,905,029</u>	<u>-</u>	<u>26,693,569</u>
EXPENDITURES				
Current:				
General government support	26,945,185	301,061	38,239	2,291,821
Public safety	5,388,128	-	-	-
Health	676,564	-	-	-
Transportation	4,873,894	24,197,547	-	-
Economic assistance and opportunity	2,306,867	-	-	-
Culture and recreation	12,196,141	-	-	-
Home and community services	24,165,407	-	-	22,275,609
Employee benefits	20,889,286	8,453,317	-	2,836,992
Capital outlay	-	-	-	-
Debt service:				
Principal	-	-	10,105,914	-
Interest	-	-	2,685,213	-
Total Expenditures	<u>97,441,472</u>	<u>32,951,925</u>	<u>12,829,366</u>	<u>27,404,422</u>
Excess (Deficiency) of Revenues				
Over (Under) Expenditures	<u>10,474,929</u>	<u>9,953,104</u>	<u>(12,829,366)</u>	<u>(710,853)</u>
Other Financing Sources (Uses)				
Debt issued	-	-	-	-
Transfers in	-	-	12,791,127	-
Transfer out	(4,221,600)	(344,861)	-	-
Transfers out (Debt Service)	(4,612,234)	(6,140,056)	-	(217,119)
Issuance of refunding bonds	-	-	2,563,623	-
Premiums on obligations	-	-	412,774	-
Payment to refunded bonds escrow agent	-	-	(2,938,158)	-
Total Other Financing Sources (Uses)	<u>(8,833,834)</u>	<u>(6,484,917)</u>	<u>12,829,366</u>	<u>(217,119)</u>
Net Change in Fund Balances	1,641,095	3,468,187	-	(927,972)
Fund Balances at Beginning of Year as restated	<u>37,886,038</u>	<u>8,352,829</u>	<u>-</u>	<u>6,132,803</u>
Fund Balances at End of Year	<u>\$ 39,527,133</u>	<u>\$ 11,821,016</u>	<u>\$ -</u>	<u>\$ 5,204,831</u>

See notes to the financial statements.

Capital Projects	Town Outside Village	Water District	Community Development	Nonmajor Governmental Funds	Total
\$ -	\$ 5,033,643	\$ 2,859,724	\$ -	\$ 11,390,692	\$125,620,454
-	19,435	177	-	16,155	601,246
-	-	-	-	144,701	4,745,753
-	4,242,541	2,347,700	-	1,957,598	40,210,929
89,984	-	-	-	-	236,097
-	55,295	306,328	156	1,618,749	3,585,262
-	904,447	-	-	-	1,670,115
-	-	-	-	-	656,502
-	3,920	21,751	-	2,168,042	3,018,145
920,894	261,709	47,725	591,152	114,662	4,265,140
-	-	-	-	-	4,686,461
864,773	6,461	-	-	26,547	16,263,695
56,868	-	-	404,789	-	8,431,818
<u>1,932,519</u>	<u>10,527,451</u>	<u>5,583,405</u>	<u>996,097</u>	<u>17,437,146</u>	<u>213,991,617</u>
-	2,048,434	766,681	-	1,872,027	34,263,448
-	2,569,541	-	-	1,591,027	9,548,696
-	144,633	-	-	3,248,498	4,069,695
-	-	-	-	2,278,121	31,349,562
-	-	-	-	4,048	2,310,915
-	-	-	-	-	12,196,141
-	2,138,522	3,272,731	1,116,925	3,574,312	56,543,506
-	3,431,129	751,275	-	1,771,337	38,133,336
12,848,379	-	-	-	-	12,848,379
-	-	-	-	-	10,105,914
-	-	-	-	-	2,685,213
<u>12,848,379</u>	<u>10,332,259</u>	<u>4,790,687</u>	<u>1,116,925</u>	<u>14,339,370</u>	<u>214,054,805</u>
<u>(10,915,860)</u>	<u>195,192</u>	<u>792,718</u>	<u>(120,828)</u>	<u>3,097,776</u>	<u>(63,188)</u>
16,969,974	-	-	-	-	16,969,974
4,981,461	-	-	-	-	17,772,588
-	-	-	-	(415,000)	(4,981,461)
-	(235,820)	(737,260)	-	(848,638)	(12,791,127)
-	-	-	-	-	2,563,623
-	-	-	-	-	412,774
-	-	-	-	-	(2,938,158)
<u>21,951,435</u>	<u>(235,820)</u>	<u>(737,260)</u>	<u>-</u>	<u>(1,263,638)</u>	<u>17,008,213</u>
11,035,575	(40,628)	55,458	(120,828)	1,834,138	16,945,025
<u>22,228,251</u>	<u>5,484,728</u>	<u>603,430</u>	<u>780,270</u>	<u>20,993,643</u>	<u>102,461,992</u>
<u>\$ 33,263,826</u>	<u>\$ 5,444,100</u>	<u>\$ 658,888</u>	<u>\$ 659,442</u>	<u>\$ 22,827,781</u>	<u>\$119,407,017</u>

TOWN OF HUNTINGTON
RECONCILIATION OF THE GOVERNMENTAL FUNDS STATEMENT OF REVENUES, EXPENDITURES,
AND CHANGES IN FUND BALANCE TO THE STATEMENT OF ACTIVITIES
For the Year Ended December 31, 2020

Net Change in Fund Balance \$ 16,945,025

Governmental funds report capital outlays as expenditures. However, in the Statement of Activities the cost of those assets is allocated over their estimated useful lives and reported as depreciation expense. The amount by which depreciation exceeds capital outlay in the current period is:

Capital Outlay	\$ 16,157,687	
Depreciation Expense	<u>(15,217,189)</u>	940,498

Gains and losses on disposals of equipment are not reported by the governmental funds, but are included in the Statement of Activities. (20,000)

Prepaid charges 17,860

In the Statement of Activities, amortization of premiums related to refunding of bonds exceeded the amortization of deferred charges. 525,301

Revenues in the Statement of Activities that do not provide current financial resources are not reported as revenues in the funds. 1,385,783

The issuance of long-term debt and increase in obligations under capital leases provides current financial resources to governmental funds, while the repayment of the principal of long term debt and capital leases consumes the current financial resources of governmental funds. Neither transaction has any effect on net position.

Debt issued	(19,533,597)	
Capital lease issuance	(392,428)	
Repayment of bond principal	13,044,071	
Premium on bonds	(412,774)	
Pension Liability	(9,593,977)	
Due to Employee Retirement System	419,062	
Other post-employment benefits payable	(15,556,840)	
Other Agency Liabilities- LOSAP	(619,988)	
Compensated absences	(2,118,539)	
Claims and judgments	(2,856,550)	
Estimated liability for landfill closure and post-closure care costs	39,924	
Repayment of capital lease	179,659	
Accrued interest payable	<u>(29,186)</u>	<u>(37,431,163)</u>

Change in Net Position of Governmental Activities \$ (17,636,696)

See notes to the financial statements.

TOWN OF HUNTINGTON
STATEMENT OF FIDUCIARY NET POSITION
 December 31, 2020

	<u>Custodial Fund</u>
ASSETS	
Cash	\$ 256,720,098
Total Assets	<u>\$ 256,720,098</u>
LIABILITIES	
Liabilities:	
Due to other governments	256,720,098
Total Liabilities	<u>\$ 256,720,098</u>

TOWN OF HUNTINGTON
STATEMENT OF CHANGES IN FIDUCIARY NET POSITION
December 31, 2020

ADDITIONS

Real property taxes collected for other governments	\$ 823,203,379
---	----------------

DEDUCTIONS

Payments or real property taxes to other governments	<u>823,203,379</u>
--	--------------------

Net change in Fiduciary Net Position	-
--------------------------------------	---

NET POSITION

Beginning of Year	<u>-</u>
-------------------	----------

End of Year	<u><u>\$ -</u></u>
-------------	--------------------

TOWN OF HUNTINGTON
INDEX FOR NOTES TO FINANCIAL STATEMENTS
December 31, 2020

	<u>Page</u>
Note A – Summary of Significant Accounting Policies	
A.1 Reporting Entity	52-53
A.2 Basis of Presentation	53-55
A.3 Basis of Accounting/Measurement Focus	55-56
A.4 Assets, Deferred Outflows of Resources, Liabilities, Deferred Inflows of Resources and Net Position/Fund Balance	56-59
A.5 Revenues and Expenditures	60-61
A.6 Length of Service Award Program Pension Liabilities	61
A.7 Use of Estimates	61
A.8 Encumbrances	62
A.9 New Accounting Principles	62
A.10 Subsequent Events	62
 Note B – Stewardship, Compliance and Accountability	
B.1 Budgetary Data	63-64
B.2 Fund Balances	64-65
B.3 Reclassification	65
 Note C – Detailed Notes on All Funds	
C.1 Cash and Investments	66-68
C.2 Interfund Receivables, Payables and Transfers	69
C.3 Capital Assets	70-71
C.4 Indebtedness	71-75
C.5 Retirement System	75-83
C.6 Other Post-Employment Benefits (Obligations for Health Insurance)	84-87
C.7 Length of Service Award Program-LOSAP	88-93
C.8 Compensated Absences	93-94
C.9 Tax Abatements	94-95
 Note D – Commitments and Contingencies	
D.1 Risk Retention	95-96
D.2 Resource Recovery Facility	96-97
D.3 Landfill Closure and Post-Closure Care Costs	97
D.4 Construction and Other Capital Acquisition Commitments	97
D.5 Litigation	97
D.6 Grants	97
D.7 Lease Commitments	98
D.8 Coronavirus	98
 Note E – Condensed Financial Statements for the Discretely Presented Component Units	99
 Note F – Change in Accounting Principle/Restatement	100
 Note G – New Pronouncements	100-101

TOWN OF HUNTINGTON
NOTES TO FINANCIAL STATEMENTS
December 31, 2020

A. SUMMARY OF SIGNIFICANT ACCOUNTING POLICIES

The Town of Huntington (the “Town”), which was established in 1653, is governed by Town Law and other general laws of the State of New York and various local laws and ordinances. The Town Board (the “Board”) is the legislative body responsible for overall operations. The Board consists of the Town Supervisor (the “Supervisor”) who is elected for a term of four years and four council members who are elected for terms of four years. The Superintendent of Highways, Town Clerk and Receiver of Taxes are elected and serve four year terms. The Town Board appoints Town Attorney and the following Directors: General Services, Community Services, Youth Services, Human Services, Engineering Services, Parks and Recreation, Planning and Environmental Services, Audit and Control, Maritime, Assessor, Information Technology, Traffic and Transportation and Public Safety. The Directors serve at the discretion of the Board except for the Assessor, whose term is six years. The Town provides a full range of municipal services including public safety, transportation, home and community services, youth services, public works and road maintenance, recreation and parks, and general and administrative services.

The financial statements of the Town of Huntington have been prepared in conformity with accounting principles generally accepted in the United States of America (GAAP) as applied to governmental units. The Governmental Accounting Standards Board (GASB) is the accepted standard setting body for establishing governmental accounting and financial reporting principles.

The more significant of the government's accounting policies are described below.

1. REPORTING ENTITY

The financial reporting entity consists of: (a) the primary government, which is the Town of Huntington; (b) organizations for which the primary government is financially accountable for; and (c) other organizations for which the nature and significance of their relationship with the primary government are such that exclusion would cause the reporting entity's financial statements to be misleading or incomplete as set forth in the applicable GASB statements.

The decision to include a potential component unit in the Town of Huntington reporting entity is based on several criteria set forth in various GASB statements including legal standing, fiscal dependency, fiscal accountability, or management’s professional judgement on the nature and significance of a potential component units’ relationship with the Town. Based on the application of these criteria, the following is a summary of certain entities considered in determining the Town of Huntington’s reporting entity.

The Huntington Community Development Agency (“HCDA”) is a separate public benefit corporation created by state legislation to promote the safety, health and welfare of the Town's inhabitants and to promote the sound growth and development of the Town. The Board presides as the HCDA Board. HCDA’s management is designated by the Board. The Board is completely accountable for fiscal matters. The HCDA’s governing body is the same as the Town of Huntington’s therefore it is a blended unit of the Town and is reported in the special revenue fund.

The Town of Huntington Local Development Corporation (“HLDC”) is a separate public benefit corporation created by the Board to conduct activities that will relieve and reduce unemployment, promote and provide for maximum employment, improve and maintain job opportunities, lessen the burdens of governments and act in the public interest. The Board presides as the HLDC Board. HLDC’s management is designated by the Board. The Board is completely accountable for fiscal matters. The HLDC’s governing body is the same as the Town of Huntington’s therefore it is a blended unit of the Town and is reported in the special revenue fund.

TOWN OF HUNTINGTON
NOTES TO FINANCIAL STATEMENTS
December 31, 2020

A. SUMMARY OF SIGNIFICANT ACCOUNTING POLICIES (continued)

1. REPORTING ENTITY (continued)

The South Huntington Water District and the Greenlawn Water District, special districts of the Town of Huntington, provide water services to residents and businesses within the districts. These special districts are organized under New York State Town law and have separately elected boards. Long-term debt backed by the full faith and credit of the Town, and other fiscal matters result in a fiscal interdependency with the Town. Accordingly, these special districts have been determined to be component units of the Town and are presented discretely in a separate column in the government-wide financial statements to emphasize that they are legally separate from the primary government.

Complete financial statements of the individual component units can be obtained from their respective administrative offices:

South Huntington Water District 13 th Street & 5 th Avenue South Huntington Station, N.Y. 11746	Greenlawn Water District 45 Railroad Street Greenlawn, N.Y. 11740
---	---

Condensed financial statements of these components are presented in Note E.

2. BASIS OF PRESENTATION

The Town's basic financial statements include both government-wide (reporting the Town as a whole) and fund financial statements (reporting the Town's major funds).

Government-wide Financial Statements

The government-wide financial statements report information on the Town as a whole, except fiduciary activities with separate columns for the primary governmental activities as well as the discretely presented component units.

In the government-wide Statement of Net Position, the Town's governmental activities are presented on a consolidated basis and are reported on a full accrual, economic resource basis, which recognizes all long-term assets and receivables as well as long-term debt and obligations. The Town's net position is reported in three parts — Net investment in capital assets, restricted net position; and unrestricted net position.

The government-wide Statement of Activities reports both the gross and net cost of each of the Town's functional categories (general government support, public safety, health, transportation, home and community services, etc.), which are otherwise supported by general government revenues (property, certain intergovernmental revenues, fines, permits and charges, etc.). The Statement of Activities reduces gross expenses (including depreciation) by related program revenues, operating grants and contributions and capital grants and contributions to produce the net cost of each program.

Program revenues include (a) charges for services and (b) operating and capital grants and contributions that are directly associated with the function. Operating grants include operating-specific and discretionary (either operating or capital) grants while the capital grants column reflects capital-specific grants. The net costs (by function) are normally covered by general revenue (property or sales taxes, intergovernmental revenues, interest income, etc.).

TOWN OF HUNTINGTON
NOTES TO FINANCIAL STATEMENTS
December 31, 2020

A. SUMMARY OF SIGNIFICANT ACCOUNTING POLICIES (continued)

2. BASIS OF PRESENTATION (continued)

Government-wide Financial Statements (continued)

As a general rule the effect of interfund activity has been eliminated from the government-wide financial statements. Eliminations have been made to prevent distortion of the direct costs and program revenues reported. Sales and purchase of goods and services for a price approximating their external value are not eliminated between the funds and the government-wide statements.

This government-wide focus is more on the sustainability of the Town as an entity and the change in the Town's net position resulting from the current year's activities.

Fund Financial Statements

The fund financial statements are similar to the financial statements presented in the previous model. The emphasis is on the major funds in the fund financial statements. Nonmajor funds are summarized into a single column.

The accounts of the Town are organized on the basis of funds, each of which is considered a separate accounting entity. The operations of each fund are accounted for with a separate set of self-balancing accounts that comprise its assets, liabilities, deferred inflows/outflows, fund balances, revenues, and expenditures, which are segregated for the purpose of carrying on specific activities or attaining certain objectives in accordance with special regulations, restrictions or limitations. The various funds are presented by type in the fund financial statements as follows:

Governmental Funds - Governmental funds are those through which most governmental functions are financed. The acquisition, use and balances of expendable financial resources and the related liabilities are accounted for through governmental funds. The measurement focus of the governmental funds is upon determination of financial position and changes in financial position.

The Town reports the following major governmental funds:

General Fund - is the principal operating fund of the Town. This fund is used to account for all financial resources except those required to be accounted for in other funds. The major sources of revenue are real property taxes and various departmental income.

Town Outside Village Fund – is used for revenues and expenditures for certain services provided to the area of the Town located outside of Incorporated Villages. The major sources of funding are real property taxes and building permits.

Highway Fund – is a Special Revenue Fund used to account for revenues and expenditures for highway purposes. The major source of revenue is real property taxes.

Debt Service Fund – is used to account for the accumulation of resources for the payment of principal, and interest on indebtedness. The major source of revenue is interfund transfers.

Refuse and Garbage Fund – is a Special Revenue Fund used to account for the pickup of garbage in the Town. The major source of income is real property taxes.

TOWN OF HUNTINGTON
NOTES TO FINANCIAL STATEMENTS
December 31, 2020

A. SUMMARY OF SIGNIFICANT ACCOUNTING POLICIES (continued)

2. BASIS OF PRESENTATION (continued)

Fund Financial Statements (continued)

Capital Projects Fund – is used to account for financial resources used for the acquisition or construction of major capital facilities. The major source of funding is bond proceeds.

Community Development Fund– is used to account for the Huntington Community Development Agency. This agency is used to account for Federal Aid from the Community Development Block Grant Program. The major source of revenue is federal funding.

Water District Fund – is a Special Revenue Fund used to provide water to the district. The major sources of income are real property taxes and metered water sales.

Additionally, the Town reports the following non-major funds:

Special Revenue Funds – are used to account for the proceeds of specific revenue sources (other than major capital projects) that are legally restricted to expenditures for specified purposes. Special Revenue Funds include the following:

- Local Development Corporation (LDC) – is used to account for sponsor conduit financing and earn a fee income to support its mission.
- Special District Funds – are used to account for taxes or other revenue sources which are raised or received to provide special services to areas that encompass less than the whole Town. The Special District Funds consist of a number of separate districts which are administered by the Board including a fire protection district, a street lighting district, two ambulance districts, three sewer districts and a special revenue fund.

Fiduciary Funds – Fiduciary funds are used to account for resources held for the benefit of parties outside the government. Fiduciary funds are not reflected in the government-wide financial statements because the resources of those funds are not available to support Town programs. The Town maintains only one type of fiduciary fund that is known as a Custodial Fund. The Town holds resources in this fund purely in a custodial capacity, primarily to account for real property taxes collected for other governments. The activity in this fund is limited to the receipt, temporary investment and remittance of resources to the appropriate government.

Because governmental funds statements are presented using a measurement focus and basis of accounting different from that used in the government-wide statements' primary governmental activities column, reconciliations are presented that briefly explain the adjustments necessary to reconcile ending net position and the change in net position.

3. BASIS OF ACCOUNTING/MEASUREMENT FOCUS

Measurement focus refers to what is being measured, where as the basis of accounting refers to when revenues and expenditures are recognized in the accounts and reported in the financial statements. Basis of accounting relates to the timing of the measurement made, regardless of the measurement focus applied.

TOWN OF HUNTINGTON
NOTES TO FINANCIAL STATEMENTS
December 31, 2020

A. SUMMARY OF SIGNIFICANT ACCOUNTING POLICIES (continued)

3. BASIS OF ACCOUNTING/MEASUREMENT FOCUS (continued)

In the government-wide statements, governmental activities are presented using the economic resources measurement focus and are presented using the accrual basis of accounting. Under the accrual basis of accounting, revenues are recognized when earned and expenses are recorded when the liability is incurred or the economic asset is used. Revenues, expenses, gains, losses, assets, liabilities and deferred outflows and inflows resulting from exchange and exchange-like transactions are recognized when the exchange takes place.

In the funds statements, governmental funds use a current financial resources measurement focus and are accounted for using the modified accrual basis of accounting. Under the modified accrual basis of accounting, revenues are recognized when susceptible to accrual (measurable and available to finance current operations). “Measurable” means the amount of the transaction can be determined and “available” means collectible within the current period or soon enough thereafter to pay liabilities of the current period. The Town considers all revenues available if they are collected within 60 days after the year-end. Revenues susceptible to accrual include, franchise fees, mortgage taxes, charges for services, intergovernmental revenues and operating transfers. Permits, fees, and other similar revenues are not susceptible to accrual because generally they are not measurable until they are received in cash. In those instances where expenditures are the prime factor in determining eligibility for state and federal grants, revenues are recognized when the expenditure is incurred. In the Capital Projects Fund, long-term debt is recognized as revenue upon receipt of the proceeds. Expenditures are recorded on the accrual basis except that (a) expenditures for prepaid expenses for ERS are recognized when incurred; (b) principal and interest on indebtedness are recognized as expenditures when due; (c) compensated absences, such as vacation and sick leave, which vest or accumulate, are charged as expenditures when paid.

Because governmental funds statements are presented using a measurement focus and basis of accounting different from that used in the government-wide statements’ primary governmental activities column, reconciliations are presented that briefly explain the adjustments necessary to reconcile ending net position and the change in net position.

4. ASSETS, DEFERRED OUTLOWS OF RESOURCES, LIABILITIES, DEFERRED INFLOWS OF RESOURCES AND NET POSITION/FUND BALANCE

LENGTH OF SERVICE AWARD PROGRAM PLAN ASSETS

The Town sponsors length of service award program (“LOSAP”) to provide retirement like benefits for those volunteering time and services pertaining to ambulance services, in accordance with the plan documents. LOSAP plans have been established for each ambulance company providing services by taxing district. The Town is the sole sponsor of the LOSAP plans. The assets set-aside to fund the retirement like benefits have been invested in an external investment pool for all New York State ambulance LOSAP plans and the investments are managed by the New York State Comptroller and an administrative agency. The assets in the external investment pool are reported at fair value. The underlying assets of the investment pool includes money market funds, corporate and foreign bonds, common equity securities, equity mutual funds and fixed income mutual funds.

TOWN OF HUNTINGTON
NOTES TO FINANCIAL STATEMENTS
December 31, 2020

A. SUMMARY OF SIGNIFICANT ACCOUNTING POLICIES (continued)

4. ASSETS, DEFERRED OUTFLOWS OF RESOURCES, LIABILITIES, DEFERRED INFLOWS OF RESOURCES AND NET POSITION/FUND BALANCE (continued)

RECEIVABLES

Receivables include amounts due from Federal, State, and other governments and individuals for services provided by the Town. Receivables are recorded and revenues recognized as earned or as specific program expenditures are incurred.

PREPAIDS

Prepays in the various funds represent insurance premiums paid for coverage that will benefit the subsequent period. Prepays in the government-wide statements represent retirement benefits that will benefit a future period.

PROPERTY HELD FOR RESALE

As of December 31, 2020, the Huntington Community Development Agency (HCDA) owned one property totaling \$3,664,019 purchased through construction loan proceeds, local sources from the primary government, state and federal aid, for the purpose of resale to individuals in accordance with the affordable housing program. This property, known as Columbia Terrace, will have preference for veterans, and will provide fourteen new condo units for first time homebuyers. The Agency expected to sell the property in 2021 and therefore has classified the property for resale as a current asset.

DEFERRED OUTFLOWS/INFLOWS OF RESOURCES

In addition to assets, the Statement of Net Position will sometimes report a separate section for deferred outflows of resources. This separate financial statement element represents a consumption of net position that applies to a future period(s) and so will not be recognized as an outflow of resources (expense/expenditure) until then. The Town has three items that qualify for reporting in this category. The first item represents the effect of the net change in the Town's proportion of the collective net pension liability and difference during the measurement period between the Town's contributions and its proportionate share of total contributions to the pension system not included in pension expense and the Town's contributions to the pension system subsequent to the measurement date and changes of assumptions. The second item is other post-employment benefits (OPEB) which represents the changes of assumptions or other inputs. The third item is the recording of length of service award payments made subsequent to the measurement date.

In addition to liabilities, the statement of net position and balance sheet will sometimes report a separate section for deferred inflows of resources. Deferred inflows of resources represent an acquisition of net position that applies to a future period(s) and so will not be recognized as an inflow of resources (revenue) until that time. The Town has four items that are reported as deferred inflow of resources. The first item relates to deferred revenue that represents collections of the 2020 tax warrant. The property taxes collected are applicable to the 2021 fiscal and thus are not available for use at year end. In the government-wide financial statements, the other items of deferred inflows of resources are associated with are pensions, length of service award programs and other postemployment benefits which consists of differences between the pension plan's expected and actual experience, changes in assumptions, net difference between projected and actual investment earnings and the changes in proportion and differences between the Town's contributions and proportionate share of contributions.

TOWN OF HUNTINGTON
NOTES TO FINANCIAL STATEMENTS
December 31, 2020

A. SUMMARY OF SIGNIFICANT ACCOUNTING POLICIES (continued)

4. ASSETS, DEFERRED OUTLOWS OF RESOURCES, LIABILITIES, DEFERRED INFLOWS OF RESOURCES AND NET POSITION/FUND BALANCE (continued)

CAPITAL ASSETS

Capital assets purchased or acquired with an original cost of \$5,000 or more are reported at historical cost or estimated historical cost. Donated capital assets, donated works of art and similar items and capital assets received in a service concession arrangement shall be reported at acquisition value rather than fair value. Additions, improvements and other capital outlays that significantly extend the useful life of an asset are capitalized. Infrastructure assets, consisting of certain improvements other than buildings including roads, curbs, sidewalks, drainage system, street lighting, water mains and sewer system are capitalized along with other capital assets. Other costs incurred for repairs and maintenance are expensed as incurred. Depreciation on all assets is provided on the straight-line basis over the following estimated useful lives:

Buildings	25-40 years
Improvements other than buildings	15-30 years
Machinery and equipment	4-12 years
Infrastructure	
Roads	25 years
Curbs and sidewalks	15 years
Drainage system	25 years
Street lighting	20 years
Water mains	50 years
Sewer system	40 years

In the fund financial statements capital assets are recorded as capital outlay expenditures in the governmental fund upon acquisition.

PREMIUMS OF DEBT ISSUANCE

Premiums related to the issuance of long-term debt are amortized on a straight-line basis over the life of the issue and are presented as part of the general obligation bonds payable in the non-current liabilities.

LONG-TERM OBLIGATIONS

The liabilities for long-term obligations consisting of general obligation bonds, employees retirement, other post-employment benefits payable, compensated absences, claims and judgments, estimated liability for landfill closure and post closure costs, capitalized lease obligations, proportionate share of LOSAP and net pension liability are recognized in the government-wide financial statements.

In the fund financial statements long-term obligations are not reported as liabilities. The debt proceeds are reported as other financing sources, and payment of principal and interest are reported as expenditures. Premiums received on debt issuances are reported as other financing sources while discounts on debt issuances are reported as other financing uses.

TOWN OF HUNTINGTON
NOTES TO FINANCIAL STATEMENTS
December 31, 2020

A. SUMMARY OF SIGNIFICANT ACCOUNTING POLICIES (continued)

4. ASSETS, DEFERRED OUTLOWS OF RESOURCES, LIABILITIES, DEFERRED INFLOWS OF RESOURCES AND NET POSITION/FUND BALANCE (continued)

NET POSITION AND EQUITY CLASSIFICATIONS

In Government-wide statements equity is classified as net position and displayed in three components:

- a) Net investment in Capital Assets – Consists of capital assets including restricted capital assets, net of accumulated depreciation and reduced by the outstanding balances of any bonds, notes, or other borrowings that are attributable to the acquisition, construction, or improvement of those assets.
- b) Net position-restricted – Consists of net position with constraints placed on the use either by (1) external groups such as creditors, grantors, contributors, or laws or regulations of other governments; or (2) law through constitutional provisions or enabling legislation.
- c) Net position-unrestricted – All other net assets that do not meet the definition of “restricted” or “invested in capital assets, net of related debt.”

When both restricted and unrestricted resources are available for use, it is the Town’s policy to use restricted resources first, then unrestricted resources as they are needed.

In the fund financial statements governmental fund equity is classified as fund balance. Fund balance is further classified as non-spendable, restricted, assigned and unassigned. Portions of fund equity are segregated for future use and are therefore not available for future appropriation or expenditure. Amounts reserved for encumbrances, prepaids, open space land preservation and bond retirement, represent portions of fund equity which are required to be segregated in accordance with state law or GAAP. Designations of fund balances in governmental funds indicate the utilization of these resources in the subsequent year’s budget or tentative plans for future use.

TOWN OF HUNTINGTON
NOTES TO FINANCIAL STATEMENTS
December 31, 2020

A. SUMMARY OF SIGNIFICANT ACCOUNTING POLICIES (continued)

5. REVENUES AND EXPENDITURES

REAL PROPERTY TAX ASSESSMENT AND COLLECTION PROCEDURES

Real property tax payments are due in two equal installments: the first half payable the December 1st preceding the year for which the tax is levied and the second half payable May 10th. The first half tax is payable without penalty until January 10th and the second half tax is payable without penalty to May 31st. Penalties are imposed thereafter at the rate of 1% per month from December 1st and May 10th until May 31st, after which taxes are payable to the County Treasurer and accrue a 10% penalty. The Town has its own Assessor's Office whose responsibilities are independent and distinct from those of the Receiver of Taxes ("Receiver"). The Town assessment rolls are used for the levy of real property taxes by the Town and the school districts, as well as by the County of Suffolk, New York, (the "County") and by special districts based upon a single tax bill. The Receiver collects all taxes based on this single bill and distributes the proceeds to the Town prior to distributing the remaining balance collected to the County.

Responsibility for the collection of unpaid taxes rests with the County and, accordingly, the Town is assured of 100% collection of real property taxes. The responsibility of transmitting school taxes to the school districts rests with the Supervisor. Property tax bills that relate to the ensuing fiscal year are recorded as deferred revenues.

INTERFUND TRANSACTIONS

Interfund transactions, exclusive of interfund services provided and used, have been eliminated from the government-wide financial statements. In the funds financial statements interfund transactions include:

- a) **Interfund Revenues**
Interfund revenues in the General Fund represent amounts charged for services or facilities provided by the General Fund. The amounts paid by the fund receiving the benefit of the service or facilities, are reflected as an expenditure of that fund.
- b) **Transfers**
Transfers represent primarily payments to the Debt Service Fund and Capital Projects Fund from the other funds for their appropriate share of the debt service and capital projects.

COMPENSATED ABSENCES

The liability for vested or accumulated vacation and sick leave (compensated absences) is recorded as current and noncurrent obligations in the government-wide statements. The current portion of this debt is estimated based on historical trends. Compensated absences liability and expense are reported in the governmental funds only if they have matured, for example, as a result of employee resignations and retirements.

The amount that is expected to be liquidated with expendable available financial resources is reported as an expenditure and a liability in the funds statement in the respective fund that will pay it.

TOWN OF HUNTINGTON
NOTES TO FINANCIAL STATEMENTS
December 31, 2020

A. SUMMARY OF SIGNIFICANT ACCOUNTING POLICIES (continued)

5. REVENUES AND EXPENDITURES (continued)

OTHER POST-EMPLOYMENT BENEFITS

In addition to providing pension benefits, the Town provides health insurance coverage and survivor benefits for retired employees and their survivors. Substantially all of the Town's employees may become eligible for these benefits if they reach normal retirement age while working for the Town.

Health care benefits in accordance with New York State Health Insurance Rules and Regulations (administered by the New York State Department of Civil Service), are provided through the New York State Empire Plan (the "Empire Plan") whose premiums are based on the benefits paid)

The Town recognizes the cost of providing other post-employment benefits by recording its share of insurance premiums as an expenditure in the year incurred. The Town's union contracts and ordinances require that it provide its eligible enrollees with the Empire Plan benefit coverage, or if another provider is utilized, the equivalent coverage. Under the provisions of the Empire Plan, premiums are adjusted on a prospective basis for any losses experienced by the Empire Plan. The Town has the option to terminate its participation in the Empire Plan at any time without liability for its respective share of any previously incurred loss.

6. LENGTH OF SERVICE AWARD PROGRAM PENSION LIABILITIES

The Town sponsors a length of service award program ("LOSAP"), a defined benefit service award program, for its volunteer ambulance workers of two different ambulance district companies. Both are single-employer plans and the Town reports the total LOSAP service award liability.

The LOSAP service award liability and proportionate share of the LOSAP service award liability have been measured as the actuarial present value of projected benefit payments. The contributions to the Plan are administered through a granter/rabbi trust and, as such, the assets are subject to the claims of the Town's creditors, the LOSAP pension liability/proportionate share has not been reduced by the LOSAP plan assets set-aside for benefit payments.

7. USE OF ESTIMATES

Management uses estimates and assumptions in preparing financial statements. Those estimates and assumptions affect the reported amounts of assets and liabilities, the disclosure of contingent assets and liabilities, and the reported revenues and expenses. Actual results could differ from those estimates.

TOWN OF HUNTINGTON
NOTES TO FINANCIAL STATEMENTS
December 31, 2020

A. SUMMARY OF SIGNIFICANT ACCOUNTING POLICIES (continued)

8. ENCUMBRANCES

Encumbrance accounting, under which purchase orders, contracts and other commitments are recorded for budgetary control purposes in order to reflect the unexpended portion of the applicable appropriation, is employed in the governmental funds. Appropriations for all governmental funds except the Capital Projects Fund lapse at year-end. However, encumbrances are re-appropriated in the ensuing year. Encumbrances are reported as restricted, committed or assigned fund balances since they do not constitute expenditures or liabilities. Expenditures for such commitments are recorded in the period in which the liability is incurred.

All encumbrances are classified as assigned fund balance at December 31, 2020.

9. NEW ACCOUNTING PRINCIPLES

The Town has adopted all current Statements of the GASB that are applicable. As of December 31, 2020, the Town implemented the following new standard issued by GASB:

Governmental Accounting Standards Board (GASB) 84 issued authoritative guidance GASB Statement No. 84) *Fiduciary Activities*. The objective of this statement is to improve guidance regarding the identification of fiduciary activities for accounting and financial reporting purposes and how those activities should be reported. The statement established criteria for identifying fiduciary activities of all state and local governments. The focus of the criteria generally is on 1) whether a government is controlling the assets of the fiduciary activity and 2) the beneficiaries with whom a fiduciary relationship exists. As a result of the adoption of this standard, certain transactions previously reported within governmental funds are not reflected within the Fiduciary Fund while other transactions previously reported in the Fiduciary Fund are now reflected within governmental funds.

10. SUBSEQUENT EVENTS

Management has evaluated subsequent events for disclosure and/or recognition in the financial statements through the date of the independent auditors' report, which is the date the financial statements were available to be issued

TOWN OF HUNTINGTON
NOTES TO FINANCIAL STATEMENTS
December 31, 2020

B. STEWARDSHIP, COMPLIANCE AND ACCOUNTABILITY

1. BUDGETARY DATA

The Town follows the procedures enumerated below in establishing the budgetary data reflected in the financial statements:

- a) On or before September 20th, each department, office or district submits to the Budget Officer and the Comptroller a detailed estimate of the budget known as “departmental estimates” for the amount of revenue to be received and expenditures to be made for the ensuing fiscal year.
- b) On or before September 30th, the Budget Officer files with the Town Clerk and the Comptroller and presents to the Board a tentative budget for the ensuing fiscal year.
- c) On or before October 5th, the Board reviews the tentative budget and files with the Town Clerk a preliminary budget.
- d) The Board conducts a public hearing on the preliminary budget and on or before November 20th the Board meets to adopt the budget now known as the “annual budget.”
- e) Formal budgetary integration is employed during the year as a management control device for the General and certain Special Revenue Funds. The Board adopts the budget and establishes a legal level of control over the budget at the object level of expenditures. The object level identifies expenditures by the article purchased or service obtained in order to carry out a function. Appropriations are adopted at the object level. All budgetary amendments and transfers of appropriations over \$5,000 require Board approval. Appropriations for all governmental funds, except the Capital Projects Fund, lapse at year-end.

In order to show the full legal level of budgetary compliance for the General and certain Special Revenue Funds, detailed individual schedule of revenues, expenditures and change in fund balance – budget and actual, are presented in a separate budget report.

- f) Budgets for the General and all Special Revenue Funds except for the Special Grant, LDC and Capital Projects Funds are legally adopted each year. The budgets are adopted on a basis of accounting consistent with GAAP. The Capital Projects and Special Grant Funds budgets are adopted on a project or grant basis.
- g) Budgetary controls for the Special Grant Funds are established in accordance with the applicable grant agreement, which covers a period other than the Town’s fiscal year. Consequently, the budgets for such funds have been excluded.
- h) In June 2011, New York State enacted Chapter 97, Laws of 2011 Real Property Tax Levy Cap and Mandate Relief Provisions, which includes a 2.00% property tax cap for municipalities, however there are permitted exceptions and adjustments that can increase the property tax cap percentage. Beginning in 2012, no local government is authorized to increase its property tax levy by more than the calculated property tax cap; however local governments can exceed the property tax cap limit by a 60% vote of the governing body and annually adopting a local law.

TOWN OF HUNTINGTON
NOTES TO FINANCIAL STATEMENTS
December 31, 2020

B. STEWARDSHIP, COMPLIANCE AND ACCOUNTABILITY (continued)

1. BUDGETARY DATA (continued)

The 2021 budget reflects a 1.94% increase in real property tax revenue from the prior year for the Town's overall government activities, which is in compliance with the property tax cap imposed by New York State.

2. FUND BALANCES

FUND BALANCE CLASSIFICATION

The Governmental Accounting Standards Board (GASB) issued Statement No. 54, *Fund Balance Reporting and Governmental Fund Type Definitions* ("GASB-54") that defines the different types of fund balances that a governmental entity must use for financial reporting purposes.

GASB-54 requires the fund balance amounts to be properly reported within one of the following fund balance categories:

Nonspendable

Includes amounts that cannot be spent because they are either in a nonspendable form or legally or contractually required to be maintained intact. This includes fund balance related to inventories, prepaids, long-term debt, notes receivable and property held for resale (unless the proceeds are restricted, committed or assigned).

Restricted

Includes amounts that can be spent only for specific purposes stipulated by constitutional provisions, enabling legislation or external resource providers such as creditors, grantors, contributors or laws/regulations of other governments. All of the reserves of fund balance established by the Town allowed by law meet these criteria.

Committed

Includes amounts that can be used only for the specific purposes pursuant to constraints imposed by a formal action of the Board, the Town's highest level of decision-making authority. These constraints can only be removed by the same formal action of the Board.

Assigned

Includes amounts that are constrained by the Town's intent to be used for specific purposes, but do not meet the criteria to be classified as restricted or committed. The Town Board has the authority to assign amounts to be used for specific purposes. The Board is not required to impose or remove the constraint. Assignments cannot be made if it would result in a negative unassigned fund balance.

Unassigned

Includes the residual classification of the Town's General fund and includes all spendable amounts not contained in other classifications, including deficits in other funds.

TOWN OF HUNTINGTON
NOTES TO FINANCIAL STATEMENTS
December 31, 2020

B. STEWARDSHIP, COMPLIANCE AND ACCOUNTABILITY (continued)

2. FUND BALANCES (continued)

FUND BALANCE CLASSIFICATION POLICIES AND PROCEDURES

The Board is the highest level of authority for the Town and as such must adopt formal Board resolutions to establish, modify or rescind a Committed or Assigned fund balance for a specific purpose in accordance with all governing laws. General Municipal Law authorizes the governing board to establish most of the reserves of fund balance that are restricted for specific purposes.

The Town's policy is to apply expenditures against restricted fund balance, committed fund balance first, and then assigned fund balance and unassigned fund balance at the end of the fiscal year, in order as needed.

ASSIGNED FUND BALANCE

The Town's Assigned Fund Balance is a result of the Town Board's adoption of a resolution assigning funds for specific purposes.

The 2021 Preliminary Budget submitted by the Town Supervisor became the Final Budget on November 19, 2020. The 2021 final budget contained a projected use of \$700,000 of fund balance.

3. RECLASSIFICATION OF PRIOR YEAR PRESENTATION AND CHANGE IN ACCOUNTING PRINCIPLE

Certain prior year amounts have been reclassified to conform with the current year presentation with respect to the implementation of the provisions of GASB Statement No. 84 *Fiduciary Activities*. These reclassifications have resulted in a cumulative effect of change in accounting principles. See Note F.

TOWN OF HUNTINGTON
NOTES TO FINANCIAL STATEMENTS
December 31, 2020

C. DETAILED NOTES ON ALL FUNDS

1. CASH AND INVESTMENTS

Cash consists of funds deposited in demand accounts, time deposit accounts, and certificates of deposit with maturities of less than three months.

The Town's investments are governed by a formal investment policy that was adopted by a formal Board resolution. The Town's monies must be deposited in FDIC-insured commercial banks or trust companies authorized to do business within the State of New York. The Town is authorized to invest monies not required for immediate expenditure for terms not to exceed its projected cash flow needs. The policy authorizes the Town to invest in certificates of deposit, obligations of the U.S. Treasury, U.S. Agencies and investments made by the Cooperative Liquid Asset Security System ("CLASS").

CLASS is a cooperative investment plan consisting of U.S. Treasury Obligations and repurchase agreements relating to treasury obligations. Investments are stated at cost, which approximates market. CLASS was established as a cooperative investment arrangement organized under the CLASS Municipal Cooperation Agreement made pursuant to New York General Municipal Law, Article 3A and 5-G. The Town does maintain cash and/or investments with CLASS.

The Town does not engage in the use of any derivative products or arbitrage investments.

All banks doing business with the Town must collateralize all amounts held by them in excess of the Federal Deposit Insurance Act ("FDIC") amount.

TOWN OF HUNTINGTON
NOTES TO FINANCIAL STATEMENTS
December 31, 2020

C. DETAILED NOTES ON ALL FUNDS (continued)

1. CASH AND INVESTMENTS (continued)

It is the Town's policy to require collateral held in the name of the Town for demand deposits, money market deposits, and certificates of deposit for all deposits not covered by federal deposit insurance. Obligations that may be pledged as collateral are obligations of the United States and its agencies and obligations of the State and its municipalities and school districts.

Book balances of the primary government, including Agency Funds consists of the following:

Cash with the Town Supervisor	\$	111,482,753
Cash with the Town Receiver of Taxes		256,720,098
Cash with HCDA and HLDC		1,031,943
LOSAP Investments		10,617,653
		\$ 379,852,447

Custodial Credit Risk – Deposits/Investments – Custodial credit risk for deposits exists when, in the event of the failure of a depository financial institution, a government may be unable to recover deposits or recover collateral securities that are in possession of an outside agency. Custodial credit risk for investments exist when, in the event of the failure of the counterparty, a government will be unable to recover the value of its investments or collateral securities that are in possession of an outside party.

GASB Statement No. 40, *Deposits and Investment Risk Disclosures*, requires deposits to be disclosed as exposed to custodial credit risk if they are not covered by depository insurance, and the deposits are either:

- Uncollateralized
- Collateralized with securities held by the pledging financial institution, or
- Collateralized with securities held by the pledging financial institution’s trust department or agent but not in the Town’s name

At December 31, 2020 the Town’s bank deposit balances were \$247,588,836. Of these balances, \$2,474,283 was covered by the Federal Deposit Insurance Corporation; \$245,114,553 was covered by collateral held by the Town’s agent, a third-party financial institution, in the Town’s name. No funds were uncollateralized.

At December 31, 2020, the Town’s blended units’ bank balances were \$1,037,034. Of these balances, \$877,763 was covered by the Federal Deposit Insurance Corporation and \$159,271 was covered by collateral held by the Town’s component units’ agent, a third-party financial institution, in the Town’s component units’ name. No funds were uncollateralized.

At December 31, 2020, the Town’s discretely presented units’ bank balances were \$21,483,012. Of these balances, \$750,000 was covered by the Federal Deposit Insurance Corporation and \$20,733,012 was covered by collateral held by the Town’s component units’ agent, a third-party financial institution, in the Town’s component units’ name. No funds were uncollateralized.

Credit Risk – State law and Town law limit investments to those authorized by State statutes. The Town has a written investment policy.

TOWN OF HUNTINGTON
NOTES TO FINANCIAL STATEMENTS
December 31, 2020

C. DETAILED NOTES ON ALL FUNDS (continued)

1. CASH AND INVESTMENTS (continued)

Interest-Rate Risk – The Town manages its interest rate risk by limiting the investments to demand deposits. Interest-rate risk arises because potential purchasers of debt securities will not agree to pay face value for those securities if interest rates substantially increase, thereby affording potential purchasers more favorable rates on essentially equivalent securities. Accordingly, such investments would have to be held to maturity to avoid a potential loss.

Concentration of Credit Risk – Exists when investments in anyone type represents 5 percent or more of the total investments. Excluding from this requirement are investments issued or explicitly guarantee by the U.S. government.

LOSAP

Length of Service Award Program Plan Investments - External Investment Pool

The Town invests monies which are set-a-side for LOSAP retirement-like benefits in a multi-municipal cooperative investment pool consisting of money market funds, corporate and foreign bonds, common equity securities, equity mutual funds and fixed income mutual funds. Investments are stated at market value. The pool is not registered with the SEC and is overseen by the New York State Comptroller and an administrative agency hired by the New York State Comptroller.

Allocations of gains, losses and investment income are accounted for by the State Comptroller and third-party administrative agency. The Town’s fair value of its position in the pool is the same as the value of pool shares.

In accordance with FASB guidance, the LOSAP pooled assets utilizes ASC 820 “Fair Value Measurement and Disclosure” to define fair value, establish a framework for measuring fair value, and expand disclosure requirements regarding fair value measurements. ASC 820 does not require new fair value measurements, but is applied to the extent that other accounting pronouncements require or permit fair value measurements. This standard emphasizes that fair value is a market-based measurement that should be determined based on the assumptions that market participants would use in pricing an asset or liability. Various inputs are used in determining the value of LOSAP portfolio investments defined pursuant to this standard.

Securities are valued at the most recent market bid price as obtained from one or more market makers for such securities. There have been no significant changes in valuation techniques used in valuing any such positions held by LOSAP pool since the beginning of their fiscal year. The inputs or methodology used for valuing securities are not necessarily an indication of the risk associated with investing in those securities.

The Town’s investment in the LOSAP pool of investments totals \$10,617,653 at December 31, 2020. The assets are subject to custodial risk in the event of the failure of the custodian holding the investments.

The Length of Service Award Program Plan assets are not required to be collateralized.

TOWN OF HUNTINGTON
NOTES TO FINANCIAL STATEMENTS
December 31, 2020

C. DETAILED NOTES ON ALL FUNDS (continued)

2. INTERFUND RECEIVABLES, PAYABLES AND TRANSFERS

Interfund receivable and payable balances for the primary government at December 31, 2020 represent primarily the payment of debt service and operating expenditures that will be reimbursed subsequent to year end and are stated as follows:

<u>Major Funds</u>	<u>Amount Receivable</u>	<u>Amount Payable</u>
General Fund	\$ 2,601,848	\$ 20,161
Highway Fund	-	632,721
Refuse and Garbage Fund	25,509	526,485
Town Outside Village	-	29,276
Water Districts	9,993	31,823
Community Development	-	2,188,153
Capital Projects	399,113	-
<u>Nonmajor Funds:</u>		
Street Lighting District	-	14,682
Sewer Districts	-	26,441
Ambulance Districts	433,279	-
	<u>\$ 3,469,742</u>	<u>\$ 3,469,742</u>

Interfund transfer balances for the primary government at December 31, 2020 represent primarily the receipt and payment of general obligation bond principal and interest and funding of capital project expenditures and are stated as follows:

<u>Major Funds:</u>	<u>Transfer In</u>	<u>Transfer Out</u>
General Fund	\$ -	\$ 8,833,834
Highway Fund	-	6,484,917
Refuse and Garbage Fund	-	217,119
Town Outside Village	-	235,820
Water Districts	-	737,260
Capital Projects	4,981,461	-
Debt Service	12,791,127	-
<u>Nonmajor Funds:</u>		
Street Lighting District	-	10,564
Sewer Districts	-	1,253,074
	<u>\$ 17,772,588</u>	<u>\$ 17,772,588</u>

TOWN OF HUNTINGTON
NOTES TO FINANCIAL STATEMENTS
December 31, 2020

C. DETAILED NOTES ON ALL FUNDS (continued)

3. CAPITAL ASSETS

Capital asset activity for the year ended December 31, 2020 was as follows:

<u>Primary government</u>	<u>Balance</u> <u>1/1/20</u>	<u>Additions</u>	<u>Deletions</u>	<u>Balance</u> <u>12/31/20</u>
Capital assets not being depreciated				
Land	\$ 130,807,122	\$ 2,084,488	\$ -	\$ 132,891,610
Total capital assets not being depreciated	<u>130,807,122</u>	<u>2,084,488</u>	<u>-</u>	<u>132,891,610</u>
Other capital assets:				
Buildings	113,287,187	2,857,705	-	116,144,892
Improvements other than buildings	99,790,077	544,931	-	100,335,008
Machinery and equipment	49,873,482	2,003,785	1,381,715	50,495,552
Infrastructure	457,050,692	8,666,778	-	465,717,470
Total depreciable capital assets	<u>720,001,438</u>	<u>14,073,199</u>	<u>1,381,715</u>	<u>732,692,922</u>
Total assets Primary Government	<u>850,808,560</u>	<u>16,157,687</u>	<u>1,381,715</u>	<u>865,584,532</u>
Less accumulated depreciation				
Buildings	53,441,305	2,716,612	-	56,157,917
Improvements other than buildings	60,063,909	3,206,324	-	63,270,233
Machinery and equipment	44,681,621	2,595,119	1,076,061	46,200,679
Infrastructure	363,170,490	6,699,134	285,654	369,583,970
Total accumulated depreciation	<u>\$ 521,357,325</u>	<u>\$ 15,217,189</u>	<u>\$ 1,361,715</u>	<u>535,212,799</u>
Total net depreciable capital assets				<u>197,480,123</u>
Total net capital assets				<u>\$ 330,371,733</u>
Depreciation expense was charged to governmental functions as follows:				
General government support				\$ 1,545,516
Public safety				948,035
Transportation				6,540,891
Economic assistance and opportunity				47,810
Culture and recreation				3,128,277
Home and community services				3,006,660
Total governmental activities depreciation expense				<u>\$ 15,217,189</u>

The Town of Huntington evaluates prominent events or changes in circumstances affecting capital assets to determine whether impairment of a capital asset has occurred. The Town's policy is to record an impairment loss in the period when the Town determines that the carrying amount of the asset will not be recoverable. At December 31, 2020, the Town has not recorded any such impairment losses.

TOWN OF HUNTINGTON
NOTES TO FINANCIAL STATEMENTS
December 31, 2020

C. DETAILED NOTES ON ALL FUNDS (continued)

3. CAPITAL ASSETS (continued)

<u>Discretely presented component units</u>	<u>Balance</u> <u>1/1/20</u>	<u>Additions</u>	<u>Deletions</u>	<u>Balance</u> <u>12/31/20</u>
Capital assets not being depreciated				
Land	\$ 1,306,746	\$ -	\$ -	\$ 1,306,746
Construction in progress	548,858	2,165,999	350,755	2,364,102
Total capital assets not being depreciated	<u>1,855,604</u>	<u>2,165,999</u>	<u>350,755</u>	<u>3,670,848</u>
Depreciable capital assets				
Buildings and improvements	60,127,046	555,963	-	60,683,009
Machinery and equipment	18,676,807	73,991	-	18,750,798
Infrastructure	54,951,516	914,381	-	55,865,897
Total depreciable capital assets	<u>133,755,369</u>	<u>1,544,335</u>	<u>-</u>	<u>135,299,704</u>
Total Assets - Component Units	<u>135,610,973</u>	<u>3,710,334</u>	<u>350,755</u>	<u>138,970,552</u>
Less accumulated depreciation				
Buildings and improvements	20,951,555	1,625,490	-	22,577,045
Machinery and equipment	12,348,569	786,076	-	13,134,645
Infrastructure	40,443,399	1,061,854	-	41,505,253
Total accumulated depreciation	<u>\$ 73,743,523</u>	<u>\$ 3,473,420</u>	<u>\$ -</u>	<u>77,216,943</u>
Total net depreciable capital assets				<u>58,082,761</u>
Total net capital assets				<u>\$ 61,753,609</u>

C. DETAILED NOTES ON ALL FUNDS

4. INDEBTEDNESS

SHORT TERM DEBT

Construction Loan Payable – As of December 31, 2020, the Community Development Agency has a construction loan payable for the construction of Columbia Terrace totaling \$1,600,000 from a financial institution. Interest rate on the loan as of December 31, 2020 was 3.25%.

DEPOSITS LIABILITY

The deposits liability consists of deposits received from customers, potential vendors, or vendors, in an amount determined by the Town, to guarantee satisfactory performance with the terms of a contract. The deposits are held in escrow and will be returned to customer or vendor upon the Town's approval of performance with the terms of the contract. The deposit may be forfeited to the Town if the work is not completed satisfactorily.

TOWN OF HUNTINGTON
NOTES TO FINANCIAL STATEMENTS
December 31, 2020

C. DETAILED NOTES ON ALL FUNDS (continued)

4. INDEBTEDNESS (continued)

LONG TERM DEBT

Summary of changes in the Town's long term liabilities for the year ended December 31, 2020 is as follows:

	Balance 1/1/20	Increases	Reductions	Balance 12/31/20	Non-current liabilities due within one year
Primary Government:					
General obligation bonds	\$ 82,903,807	\$ 19,533,597	\$ 13,044,071	\$ 89,393,333	\$ 10,235,757
Premium on General Obligation Bonds	1,354,059	412,774	525,301	1,241,532	494,383
Net Pension Liability	13,827,107	36,834,627	-	50,661,734	-
Due to Employee Retirement System	1,295,416	-	419,062	876,354	431,679
Other Postemployment Benefits	284,279,558	45,909,091	9,507,636	320,681,013	-
Length of Service Award Program Liability	12,359,361	1,663,784	-	14,023,145	-
Compensated absences	11,956,727	6,072,197	3,953,658	14,075,266	6,072,197
Claims and judgments	16,362,711	7,239,343	4,382,793	19,219,261	3,070,000
Estimated liability for landfill closure and post-closure care costs	232,515	-	39,924	192,591	39,924
Capital Lease Payable	279,917	392,428	179,659	492,686	148,267
	<u>\$ 424,851,178</u>	<u>\$ 118,057,841</u>	<u>\$ 32,052,104</u>	<u>\$ 510,856,915</u>	<u>\$ 20,492,207</u>
Component Units:					
General obligation bonds	\$ 22,081,194	\$ 2,371,403	\$ 4,290,929	\$ 20,161,668	\$ 2,504,242
Premium on General Obligation Bonds	1,096,231	283,522	191,784	1,187,969	185,471
Other Postemployment Benefits	15,342,011	3,077,394	708,113	17,711,292	-
Net Pension Liability	660,087	2,290,936	636,231	2,314,792	-
Compensated absences	645,549	100,259	7,549	738,259	79,835
	<u>\$ 39,825,072</u>	<u>\$ 8,123,514</u>	<u>\$ 5,834,606</u>	<u>\$ 42,113,980</u>	<u>\$ 2,769,548</u>

General Obligation Bonds – The Town borrows money in order to acquire land or equipment or construct buildings and improvements. This enables the cost of these capital assets to be borne by the present and future taxpayers receiving the benefit of the capital assets. These long-term liabilities, which are backed by the full faith and credit of the Town, bear interest at various rates from 2.00% to 5.00% and have maturity dates in 2021 through 2035. The outstanding debt, including component units, as of December 31, 2020 is \$109,555,001.

TOWN OF HUNTINGTON
NOTES TO FINANCIAL STATEMENTS
December 31, 2020

C. DETAILED NOTES ON ALL FUNDS (continued)

4. INDEBTEDNESS (continued)

LONG TERM DEBT (continued)

	<u>Beg Bal 1/1/20</u>	<u>Issued</u>	<u>Redeemed</u>	<u>Balance @ 12/31/20</u>
Primary Government				
General Fund	\$33,455,012	\$9,802,457	\$4,512,160	\$38,745,309
Town Outside Village	1,818,603	446,283	250,693	2,014,193
Highway Fund	36,898,863	7,807,822	6,378,553	38,328,132
Sewer Districts	4,479,336	221,002	960,332	3,740,006
Street Lighting District	19,627	-	9,583	10,044
Refuse and Garbage Fund	1,325,274	570,865	359,622	1,536,517
Water District	4,907,092	685,168	573,128	5,019,132
	<u>\$82,903,807</u>	<u>\$19,533,597</u>	<u>\$13,044,071</u>	<u>\$89,393,333</u>
Component Units				
Greenlawn Water District	7,034,873	965,026	523,296	7,476,603
South Huntington Water District	15,046,321	1,406,377	3,767,633	12,685,065
	<u>\$22,081,194</u>	<u>\$2,371,403</u>	<u>\$4,290,929</u>	<u>\$20,161,668</u>

The annual requirements to amortize all bonded debt outstanding as of December 31, 2020 including interest payments of \$14,621,792 are as follows:

Primary Government:

Year Ending

<u>December 31,</u>	<u>Principal Due</u>	<u>Interest Due</u>	<u>Total</u>
2021	\$ 10,235,757	\$ 2,919,190	\$ 13,154,947
2022	9,520,262	2,367,982	11,888,244
2023	8,695,398	1,996,990	10,692,388
2024	8,087,648	1,669,318	9,756,966
2025	7,585,598	1,373,005	8,958,603
2026-2030	30,861,058	3,639,733	34,500,791
2031-2035	14,407,612	655,574	15,063,186
	<u>\$ 89,393,333</u>	<u>\$ 14,621,792</u>	<u>\$ 104,015,125</u>

Component Units:

Year Ending

<u>December 31,</u>	<u>Principal Due</u>	<u>Interest Due</u>	<u>Total</u>
2021	\$ 2,504,242	\$ 738,647	\$ 3,242,889
2022	2,449,741	611,789	3,061,530
2023	2,509,602	509,704	3,019,306
2024	2,037,351	405,157	2,442,508
2025	1,854,404	322,601	2,177,005
2026-2030	6,323,941	768,377	7,092,318
2031-2035	2,482,387	127,814	2,610,201
	<u>\$ 20,161,668</u>	<u>\$ 3,484,089</u>	<u>\$ 23,645,757</u>

The above general obligation bonds are direct borrowing of the Town for which its full faith and credit are pledged and are payable from taxes levied on all taxable real property within the Town.

TOWN OF HUNTINGTON
NOTES TO FINANCIAL STATEMENTS
December 31, 2020

C. DETAILED NOTES ON ALL FUNDS (continued)

4. INDEBTEDNESS (continued)

LONG TERM DEBT (continued)

Liabilities for claims and judgments payable and landfill closure and post-closure care costs are liquidated through future budgetary appropriations in the General Fund. The liabilities for due to Employee's Retirement System, compensated absences, other postemployment benefits payable, length of service award program liability – proportionate share and net pension liability – proportionate share are liquidated through future budgetary appropriations in the funds that gave rise to the liability.

CURRENT REFUNDING OF BONDS

On September 23, 2020 the Town issued \$3,970,000 in general obligation bonds with an net interest rate of 0.33% to refund \$4,550,000 of outstanding serial bonds with an average interest rate of 2.95%. The net proceeds of \$4,609,217 (including a premium of \$630,918 and after payment of \$58,299 in underwriting fees, insurance and other issuance costs) were used to purchase United States government securities. Those securities were deposited in an irrevocable trust with an escrow agent to provide for all future debt service payments on the bonds. As a result, the bonds are considered to be defeased, and the liability for those bonds has been removed from the Town's financial statements. The economic gain on the transaction (the difference between the present values of the debt service payments on the old and new debt) is calculated at \$369,135. The redemption date of the refunded bonds is October 23, 2020 and therefore, at December 31, 2020 such bonds are no longer outstanding. At December 31, 2020, the outstanding principal balance of the refunding bonds is \$3.97 million, of which approximately \$2.56 million is for general Town purposes and approximately \$1.41 million is for the component units and is expected to be fully redeemed in year 2026.

LEGAL DEBT MARGIN

The Town is subject to legal limitations on the amount of debt that it may issue. The Town's legal debt margin is 7% of the five year average full valuation of taxable real property. At December 31, 2020, that amount was \$2,761,572,477. At December 31, 2020, the total outstanding debt applicable to the limit was \$84,374,197, which is 3.06% of the total debt limit.

TOWN OF HUNTINGTON
NOTES TO FINANCIAL STATEMENTS
December 31, 2020

C. DETAILED NOTES ON ALL FUNDS (continued)

4. INDEBTEDNESS (continued)

LONG TERM DEBT (continued)

CAPITAL LEASES

In 2015 the Town entered into a fleet management master equity lease agreement with Enterprise. As of December 31, 2020 the Town has 42 vehicles under this lease agreement with monthly lease payments of approximately \$18,600 for a 5-year period with various commencement dates in ranging from 2015 to 2020. At December 31, 2020, the principal amount outstanding was \$492,686. The interest rate on these vehicles varies based on the interest rate in effect of the time of acquisition.

Future minimum lease payments for the Town under these capital leases are as follows:

<u>Year Ending Date</u>	<u>Principal</u>	<u>Interest</u>	<u>Total</u>
2021	\$ 148,267	\$ 35,749	\$ 184,016
2022	117,648	28,469	146,117
2023	91,140	21,110	112,250
2024	82,797	18,759	101,556
2025	52,834	11,688	64,522
	<u>\$ 492,686</u>	<u>\$ 115,775</u>	<u>\$ 608,461</u>

Equipment under these capital leases have been reported in the capital assets at December 31, 2020 as follows:

	<u>Asset</u>	<u>Accumulated Depreciation</u>	<u>Net Book Value</u>
Machinery and equipment	\$ 1,236,933	\$ 744,247	\$492,686

5. RETIREMENT SYSTEM

The Town of Huntington participates in the New York State and Local Employees' Retirement System ("ERS"). This is a cost-sharing, multiple-employer defined benefit pension plan. The net position of the ERS is held in the New York State Common Retirement Fund ("Fund"), which was established to hold all assets and record changes in fiduciary net position allocated to the ERS. The Comptroller of the State of New York serves as the trustee of the Fund and is the administrative head of the System. The Comptroller is an elected official determined in a direct statewide election and serves a four-year term.

The external advisory committees appointed by the Comptroller meet periodically throughout the year and provide independent, expert assistance in guiding the Fund. These committees include: the Advisory Council for the Retirement System; the Investment Advisory Committee; the Real Estate Advisory Committee; the Actuarial Advisory Committee and the Audit Advisory Committee.

TOWN OF HUNTINGTON
NOTES TO FINANCIAL STATEMENTS
December 31, 2020

C. DETAILED NOTES ON ALL FUNDS (continued)

5. RETIREMENT SYSTEM (continued)

ERS benefits are established under the provisions of the New York State Retirement and Social Security Law (“RSSL”). Once a public employer elects to participate in the ERS, the election is irrevocable. The New York State Constitution provides that pension membership is a contractual relationship and plan benefits cannot be diminished or impaired. Benefits can be changed for future members only by enactment of a State statute. Generally, members of the ERS are employees of the State and its municipalities, other than New York City. The Town also participates in the Public Employees’ Group Life Insurance Plan (“GLIP”), which provides death benefits in the form of life insurance. In the Fund statements, GLIP amounts are apportioned to and included in ERS. The ERS is included in the State’s financial report as a pension trust fund. That report may be found at www.osc.state.ny.us/retire/about_us/financial_statements_index.php or obtained by writing to the New York State and Local Retirement System, 110 State Street, Albany, NY 12244-0001.

Obligation of employers and employees to contribute and benefits to employees are governed by the RSSL. The Comptroller shall adopt and may amend rules and regulations for the administration and transaction of the business of the ERS and for the custody and control of their funds.

Vesting

Members who joined the ERS prior to January 1, 2010 need five years of service to be 100 percent vested. Members who joined on or after January 1, 2010 require ten years of service credit to be 100 percent vested.

Benefits Provided

The ERS provides retirement benefits as well as death and disability benefits.

Tiers 1 and 2

Eligibility: Tier 1 members, with the exception of those retiring under special retirement plans, must be at least age 55 to be eligible to collect a retirement benefit. There is no minimum service requirement. Tier 2 members, with the exception of those retiring under special retirement plans, must have five years of service and be at least age 55 to be eligible to collect a retirement benefit. The age at which full benefits may be collected for Tier 1 and Tier 2, is 55 and 62, respectively.

Benefit calculation: Generally, the benefit is 1.67% of final average salary for each year of service if the member retires with less than 20 years. If the member retires with 20 or more years of service, the benefit is 2% of final average salary for each year of service. Tier 2 members with five or more years of service can retire as early as age 55 with reduced benefits. Tier 2 members age 55 or older with 30 or more years of service can retire with no reduction in benefits. As a result of Article 19 of the RSSL, Tier 1 and 2 members who worked continuously from April 1, 1999 through October 1, 2000 received an additional month of service credit for each year of credited service they have at retirement, up to a maximum of 24 additional months.

Final average salary is the average of the wages earned in the three highest consecutive years of employment. For Tier 1 members who joined on or after June 17, 1971, each year’s compensation used in the final average salary calculation is limited to no more than 20% greater than the previous year. For Tier 2 members, each year of final average salary is limited to no more than 20% greater than the average of the previous two years.

TOWN OF HUNTINGTON
NOTES TO FINANCIAL STATEMENTS
December 31, 2020

C. DETAILED NOTES ON ALL FUNDS (continued)

5. RETIREMENT SYSTEM (continued)

Tiers 3, 4, and 5

Eligibility: Tier 3 and 4 members, with the exception of those retiring under special retirement plans, must have five years of service and be at least age 55 to be eligible to collect a retirement benefit. Tier 5 members, with the exception of those retiring under special retirement plans, must have ten years of service and be at least 55 to be eligible to collect a retirement benefit. The full benefit age for Tiers 3, 4 and 5 is 62.

Benefit calculation: Generally, the benefit is 1.67% of final average salary for each year of service if the member retires with less than 20 years. If a member retires with between 20 and 30 years of service, the benefit is 2% of final average salary for each year of service. If a member retires with more than 30 years of service, an additional benefit of 1.5% of final average salary is applied for each year of service over 30 years. Tier 3 and 4 members with five or more years of service and Tier 5 members with ten or more years of service can retire as early as age 55 with reduced benefits. Tier 3 and 4 members age 55 or older with 30 or more years of service can retire with no reduction in benefits.

Final average salary is the average of the wages earned in the three highest consecutive years of employment. For Tier 3, 4, and 5 members, each year's compensation used in the final average salary calculation is limited to no more than 10% greater than the average of the previous two years.

Tier 6

Eligibility: Tier 6 members, with the exception of those retiring under special retirement plans, must have ten years of service and be at least age 55 to be eligible to collect a retirement benefit. The full benefit age for Tier 6 members is age 63 for System members.

Benefit calculation: Generally, the benefit is 1.67% of final average salary for each year of service if the member retires with less than 20 years. If a member retires with 20 years of service, the benefit is 1.75% of final average salary for each year of service. If a member retires with more than 20 years of service, an additional benefit of 2% of final average salary is applied for each year of service over 20 years. Tier 6 members with ten or more years of service can retire as early as age 55 with reduced benefits.

Final average salary is the average of the wages earned in the five highest consecutive years of employment. For Tier 6 members, each year's compensation used in the final average salary calculation is limited to no more than 10% greater than the average of the previous four years.

Disability Retirement Benefits

Disability retirement benefits are available to members unable to perform their job duties because of permanent physical or mental incapacity. There are three general types of disability benefits: ordinary, performance of duty, and accidental disability benefits. Eligibility, benefit amounts, and other rules such as any offsets of other benefits depend on a member's tier, years of service, and plan.

TOWN OF HUNTINGTON
NOTES TO FINANCIAL STATEMENTS
December 31, 2020

C. DETAILED NOTES ON ALL FUNDS (continued)

5. RETIREMENT SYSTEM (continued)

Ordinary Death Benefits

Death benefits are payable upon the death, before retirement, of a member who meets eligibility requirements as set forth by law. The first \$50,000 of an ordinary death benefit is paid in the form of group term life insurance. The benefit is generally three times the member's annual salary. For most members, there is also a reduced post-retirement ordinary death benefit available.

Post-Retirement Benefit Increases

A cost-of-living adjustment is provided annually to: (i) all retirees who have attained age 62 and have been retired for five years; (ii) all retirees who have attained age 55 and have been retired for ten years; (iii) all disability retirees, regardless of age, who have been retired for five years; (iv) recipients of an accidental death benefit, regardless of age, who have been receiving such benefit for five years; and (v) the spouse of a deceased retiree receiving a lifetime benefit under an option elected by the retiree at retirement. An eligible spouse is entitled to one-half the cost-of-living adjustment amount that would have been paid to the retiree when the retiree would have met the eligibility criteria. This cost-of-living adjustment is a percentage of the annual retirement benefit of the eligible member as computed on a base benefit amount not to exceed \$18,000 of the annual retirement benefit. The cost-of-living percentage shall be 50% of the annual Consumer Price Index as published by the U.S. Bureau of Labor, but cannot be less than 1% or exceed 3%.

Contributions

Generally, Tier 3, 4 and 5 members must contribute 3% of their salary to the System. As a result of Article 19 of the RSSL, eligible Tier 3 and 4 employees, with a membership date on or after July 27, 1976, who have ten or more years of membership or credited service with the System, are not required to contribute. Members cannot be required to begin making contributions or to make increased contributions beyond what was required when membership began. For Tier 6 members, the contribution rate varies from 3% to 6% depending on salary. Generally, Tier 5 and 6 members are required to contribute for all years of service. Under the authority of the RSSL, the Comptroller shall certify annually the actuarially determined rates expressly used in computing the employers' contributions based on salaries paid during the System's year ended March 31st. The actual contribution was \$8,603,374.

Retirement Amortizations and Incentives

Pursuant to Chapter 57 of the Laws of 2010, the New York State Legislature authorized local governments to amortize a portion of their retirement bill for 10 years. This law requires participating governments to make payments on a current basis, while amortizing existing unpaid amounts relating to the New York State and Local Employees' Retirement System's fiscal years when the local employer opts to participate in the program. Chapter 57 further provides that when contribution rates fall below legally specified levels and all outstanding amortizations have been paid, the Town will be required to pay additional moneys into a specific reserve fund which will be used to offset their contributions in the future. These reserve funds will be invested separately from pension assets. The Town's total deferred amount related to the 2013 fiscal year was \$3,905,184 and will be billed and paid over ten years beginning in 2014 and will include interest at 3.0%. During 2020, the Town paid \$419,062 toward this program and has a remaining liability at December 31, 2020 of \$876,354.

TOWN OF HUNTINGTON
NOTES TO FINANCIAL STATEMENTS
December 31, 2020

C. DETAILED NOTES ON ALL FUNDS (continued)

5. RETIREMENT SYSTEM (continued)

Future principal and interest payments to maturity for the Chapter 57 amortizations are as follows:

<u>Years Ending</u> <u>December 31st</u>	<u>Principal</u>	<u>Interest</u>	<u>Total</u> <u>Payment</u>
2021	\$ 431,679	\$ 27,823	\$ 459,502
2022	444,675	14,827	459,502
	<u>\$ 876,354</u>	<u>\$ 42,650</u>	<u>\$ 919,004</u>

PENSION LIABILITIES, PENSION EXPENSE, AND DEFERRED OUTFLOWS AND INFLOWS OF RESOURCES RELATED TO PENSIONS

At December 31, 2020, the Town reported the following liability for its proportionate share of the net pension liability. The net pension liability was measured as March 31, 2020. The total pension liability used to calculate the net pension (liability was determined by an actuarial valuation. The Town's proportion of the net pension liability was based on a projection of the Town's long-term share of contributions to the System relative to the projected contributions of all participating members, actuarially determined. This information was provided by ERS System in reports provided to the Town.

Actuarial valuation date	April 1, 2019
Net pension liability	\$ 50,661,734
Town's proportion of the Plan's total net pension liability	0.1913166%
Change in the allocation of the System's total net pension liability since the prior measurement date	-0.0038353%

There was no significant change in the Town's proportionate share from March 31, 2019 to March 31, 2020.

	<u>Deferred</u> <u>Outflow of</u> <u>Resources</u>	<u>Deferred</u> <u>Inflow of</u> <u>Resources</u>
Difference between expected and actual experience	\$ 2,981,648	\$ -
Net difference between projected and actual investment earnings on pension plan investments	25,971,667	-
Changes of assumptions	1,020,087	880,828
Changes in proportion and differences between employer contributions and proportionate share of contributions	1,213,879	436,860
Town's contribution subsequent to measurement date	8,066,877	-
Total	<u>\$ 39,254,158</u>	<u>\$ 1,317,688</u>

TOWN OF HUNTINGTON
NOTES TO FINANCIAL STATEMENTS
December 31, 2020

C. DETAILED NOTES ON ALL FUNDS (continued)

5. RETIREMENT SYSTEM (continued)

Deferred outflows of resources related to pensions resulting from the Town's contributions subsequent to the measurement date in the amount of \$8,066,877 will be recognized as a reduction of the net pension liability in the year ended December 31, 2021. Other amounts will be recognized in pension expense as follows:

December 31:	
2021	\$ 5,155,918
2022	7,514,802
2023	9,578,328
2024	7,620,545
Total	<u>\$ 29,869,593</u>

ACTUARIAL ASSUMPTIONS

The total pension liability as of the measurement date of March 31, 2020 was determined using an actuarial valuation as of April 1, 2019, with update procedures used to roll forward the total pension liability to the measurement date.

Significant actuarial assumptions used in the valuations were as follows:

	ERS
Measurement Date	March 31, 2020
Actuarial Valuation Date	April 1, 2019
Interest Rate	6.8%
Salary Scale	4.2%
Decrement Tables	Developed from Plan's 2015 experience study for period April 1, 2010 through March 31, 2015
Cost of Living Adjustment	1.3%
Inflation Rate	2.5%

Annuitant mortality rates are based on System's experience with adjustments for mortality improvements based on Society of Actuaries Scale MP-2018.

The actuarial assumptions used in the April 1, 2019 valuation are based on the results of an actuarial experience study for the period April 1, 2010-March 31, 2015.

TOWN OF HUNTINGTON
NOTES TO FINANCIAL STATEMENTS
December 31, 2020

C. DETAILED NOTES ON ALL FUNDS (continued)

5. RETIREMENT SYSTEM (continued)

ACTUARIAL ASSUMPTIONS (continued)

The long term rate of return on pension plan investments was determined using a building block method in which best estimate ranges of expected future real rates of return (expected returns net of investment expense and inflation) are developed for each major asset class. These ranges are combined to produce the long term expected rate of return by weighting the expected future real rates of return by each the target asset allocation percentage and by adding expected inflation. Best estimates of the arithmetic real rates of return for each major asset class included in the target asset allocation as of March 31, 2020 are summarized below:

	ERS	
Asset Class	Target Allocation	Long-term Expected Rate of Return
Domestic equity	36.0%	4.05%
International equity	14.0%	6.15%
Private equity	10.0%	6.75%
Real estate	10.0%	4.95%
Absolute return strategies	2.0%	3.25%
Oppportunistic portfolio	3.0%	4.65%
Real assets	3.0%	5.95%
Bonds and mortgages	17.0%	0.75%
Cash	1.0%	0.00%
Inflation indexed bonds	4.0%	0.50%
	100.0%	

DISCOUNT RATE

The discount rate used to calculate the total pension liability was 6.8% for the System. The projection of cash flows used to determine the discount rate assumes that contributions from plan members will be made at the current contribution rates and that contributions from employers will be made at statutorily required rates, actuarially. Based upon the assumptions, the System's fiduciary net position was projected to be available to make all projected future benefit payments of current plan members. Therefore, the long-term expected rate of return on pension plan investments was applied to all periods of projected benefit payments to determine the total pension liability.

TOWN OF HUNTINGTON
NOTES TO FINANCIAL STATEMENTS
December 31, 2020

C. DETAILED NOTES ON ALL FUNDS (continued)

5. RETIREMENT SYSTEM (continued)

SENSITIVITY OF THE PROPORTIONATE SHARE OF THE NET PENSION LIABILITY/(ASSET) TO THE DISCOUNT RATE ASSUMPTION

The following presents the Town's proportionate share of the net pension liability calculated using the discount rate of 6.8%, as well as what the Town's proportionate share of the net pension liability/(asset) would be if it were calculated using a discount rate that is 1% point lower (5.8%) or 1% higher (7.8%) than the current rate:

	1% Decrease (5.8%)	Current Assumption (6.8%)	1% Increase (7.8%)
Employer's proportionate share of the net pension liability	\$92,978,585	\$50,661,734	\$11,687,734

PENSION PLAN FIDUCIARY NET POSITION

The components of the current-year pension liability of the employers in the System as of the March 31, 2020 were as follows:

	ERS (Dollars in thousands) March 31, 2020
Employer's total pension liability	\$ 194,596,261
Fiduciary net position	(168,115,682)
Employer's net pension liability	\$ 26,480,579
 Ratio of fiduciary net position to the employer's total pension liability	 86.39%

Detailed information about the pension plan's fiduciary net position is available in the ERS separately issued financial statements.

TOWN OF HUNTINGTON
NOTES TO FINANCIAL STATEMENTS
December 31, 2020

C. DETAILED NOTES ON ALL FUNDS (continued)

5. RETIREMENT SYSTEM (continued)

New York State Voluntary Defined Contribution Plan

On March 16, 2012, Chapter 18 of the Laws of 2012 was signed into law, which amended portions of the Retirement and Social Security Law, Education Law and the Administrative Code of the City of New York. This legislation affected the contributions and benefits of employees who joined a New York State public retirement system on or after April 1, 2012. Beginning July 1, 2013, a Voluntary Defined Contribution (VDC) plan option was made available to all unrepresented employees of the NYS public employers hired on or after July 1, 2013, and earning at a full-time rate of \$75,000 or more on an annual basis.

The SUNY Optional Retirement Plan (ORP) was selected as the vehicle to offer eligible employees the alternative defined contribution option, and Education Law was modified accordingly to permit this newly eligible class of employees. Vesting, investment providers, and plan rules follow the SUNY ORP Plan Document and policies.

Employer Contribution

An employer contribution of 8% of salary is made for the duration of employment. An employee contribution is required for the duration of employment based upon estimated gross annual wages in a given calendar year, as follows:

Wages of \$45,000 or less	3.00%
Wages of \$45,000.01 to \$55,000	3.50%
Wages of \$55,000.01 to \$75,000	4.50%
Wages of \$75,000.01 to \$100,000	5.75%
Wages of more than \$100,000	6.00%

*Salary rates will be considered in reaching the \$75,000 threshold for part-time employees.

VDC employee contributions are made through payroll deduction on a pre-tax basis. Contributions are not subject to Federal income tax until withdrawn but are subject to state and local income taxes in the year in which they are made. All earnings on contributions are tax deferred until they are withdrawn. All contributions are made based upon IRS compensation and contribution limits, which are determined annually.

Vesting

Upon completion of 366 days of service (waived for employees who enter service with employer-funded retirement contracts from any of the VDC investment providers), the participant has full and immediate vesting in all retirement and death benefits provided by the retirement annuities purchased through employee and employer contributions. Contributions will begin upon plan entry, but are held by the employer until completion of the vesting period. Once vested, the employer will make a single lump sum contribution of applicable employer and employee contributions plus interest to the investment provider(s) selected by the participant. A participant who does not complete the vesting period is entitled to a refund of his or her own contributions plus interest.

Contributions made to the VDC program by the Town were \$32,672 for the year ended December 31, 2020.

TOWN OF HUNTINGTON
NOTES TO FINANCIAL STATEMENTS
December 31, 2020

C. DETAILED NOTES ON ALL FUNDS (continued)

6. OTHER POST-EMPLOYMENT BENEFITS (OBLIGATIONS FOR HEALTH INSURANCE)

Plan Description:

In the government-wide financial statements, the cost of other postemployment benefits (OPEB), like the cost of pension benefits, generally should be associated with the period in which the cost occurs, rather than in the future years when it will be paid. The Town recognizes the costs of other postemployment benefits in the year when the employee services are received, reports the accumulated liability from prior years, and provides information useful in assessing potential demands on the Town's future cash flows. The Town established and administers a single-employer defined benefit OPEB plan for its employees. Amendments to the plan are authorized by the union contract. No assets are accumulated in a trust that meets the criteria in paragraph 4 of GASB Statement No. 75.

Benefits Provided

Medical coverage, including prescription drugs as part of the medical plan, is offered to retirees on a fully insured basis through the New York State Health Insurance Program (NYSHIP and HIP). Retirement is available for exempt employees who separate from service, are at least 50 years old and have 15 consecutive years of full time service with the Town. Also, based on collective bargaining agreements, the Town provides continuation of medical insurance to employees who are at least 55 years old and have 20 consecutive years of service with the Town. The retiree and his/her beneficiaries receive this coverage for the life of the retiree and continued coverage for a non-married spouse and dependent children upon the death of the retiree. The Town will also reimburse the full premium costs for Medicare part B payments. These contracts will be renegotiated at various times in the future. Upon death of a retiree, the Town will continue the Medicare part B reimbursement for the non-married spouse. For all other employees who separate from service with the Town and have 10 consecutive years of full time service, the Town will pay 75% of premiums for employees and 35% of spouse's premium. The Town, as Administrator of the Plan, does not issue a separate report.

Employees Covered by Benefit Terms

The number of participants as of January 1, 2020, the effective date of the most recent actuarial valuation, are as follows:

	Total	Town	<u>Component</u> <u>Units</u>
Active Employees	612	579	33
Retirees	663	635	28
Spouses of Retired Employees	327	310	17
Total	1,602	1,524	78

There have been no significant changes in the number of participants or the type of coverage since that date.

TOWN OF HUNTINGTON
NOTES TO FINANCIAL STATEMENTS
December 31, 2020

C. DETAILED NOTES ON ALL FUNDS (continued)

6. OTHER POST-EMPLOYMENT BENEFITS (OBLIGATIONS FOR HEALTH INSURANCE) (continued)

Total OPEB Liability

The Town's total OPEB liability of \$320,681,013 was measured as of December 31, 2020 and was determined by an actuarial valuation of January 1, 2020, with updated procedures used to roll forward the OPEB liability to the measurement date. The component units' total OPEB liability of \$17,711,292 was measured as of December 31, 2020 and was determined by an actuarial valuation of January 1, 2020, with updated procedures used to roll forward the OPEB liability to the measurement date.

Funding Policy:

The Town contributes to the plan to satisfy obligations on a pay-as-you-go basis.

Actuarial Assumptions and other Inputs

Projections of benefits for financial reporting purposes are based on the substantive plan (the plan as Understood by the employer and the plan members) and include the types of benefits provided at the time of each valuation and the historical pattern of sharing benefit costs between the employer and plan members to that point.

The total OPEB liability in the January 1, 2020 valuation was determined using the following actuarial assumptions and other input:

Salary increases	3.50%
Discount rate	2.12%
Healthcare cost trend rates	8.0% in 2019, grading down 1.0% per annum to an ultimate rate of 5.0% in years 2022 and later.

The discount rate was based on the December 31, 2020 Bond Buyers 20 Bond Index.

Mortality rates were based on the RPH-2014 using projection scale MP-2019.

The demographic assumptions used for this valuation are based on the New York State Employees' Retirement System ("ERS"). The actuarial assumptions used in the January 1, 2020 valuation were based on standard tables modified for certain plan features such as eligibility for full and early retirement where applicable.

TOWN OF HUNTINGTON
NOTES TO FINANCIAL STATEMENTS
December 31, 2020

C. DETAILED NOTES ON ALL FUNDS (continued)

6. OTHER POST-EMPLOYMENT BENEFITS (OBLIGATIONS FOR HEALTH INSURANCE) (continued)

The following table shows the components of the Town's other postemployment benefits liability:

Changes in Total OPEB Liability	Town of Huntington
Balance at December 31, 2019	<u>\$ 284,279,558</u>
Changes for the year	
Service Cost	7,692,777
Interest	7,870,668
Differences between expected and actual experience	-
Changes in assumptions and other inputs	30,345,646
Benefit Payments	<u>(9,507,636)</u>
Net Changes	<u>36,401,455</u>
Balance at December 31, 2020	<u><u>\$ 320,681,013</u></u>

Changes in assumptions and other inputs reflect a change in the discount rate from 2.74% in 2019 to 2.12 % in 2020.

The following presents the total OPEB liability of the Town, as well as what the Town's total OPEB liability would be if it were calculated using a discount rate that is 1-percentage-point lower (1.12%) or 1-percentage-point higher (3.12%) than the current rate:

Sensitivity of the total OPEB liability to changes in the discount rate.

1% Decrease (1.12%)	Discount Rate (2.12%)	1% Increase (3.12%)
<u>\$380,483,967</u>	<u>\$320,681,013</u>	<u>\$273,824,393</u>

The following presents the total OPEB liability of the Town, as well as what the Town's total OPEB liability would be if it were calculated using a healthcare cost trend rate that is 1-percentage-point lower (6.00%) or 1-percentage-point higher (8.00%) than the current rate:

Sensitivity of the total OPEB liability to changes in the healthcare cost trend rate.

1% Decrease (6.00%) decreasing to 4.00%)	Healthcare Cost Trend Rates (7.00% decreasing to 5.00%)	1% Increase (8.00%) decreasing to 6.00%)
<u>\$267,587,103</u>	<u>\$320,681,013</u>	<u>\$390,302,454</u>

TOWN OF HUNTINGTON
NOTES TO FINANCIAL STATEMENTS
December 31, 2020

C. DETAILED NOTES ON ALL FUNDS (continued)

6. OTHER POST-EMPLOYMENT BENEFITS (OBLIGATIONS FOR HEALTH INSURANCE) (continued)

OPEB Expense and Deferred Outflows of Resources and Deferred Inflows of Resources Related to OPEB

For the year ended December 31, 2020 the Town recognized post-employment benefit expense of \$15,556,840 in the statement of activities. The Town reported deferred inflows and outflows of resources related to other postemployment benefits from the following sources:

	Deferred Outflows of Resources	Deferred Inflows of Resources
Differences between expected and actual experience	\$ -	\$ 3,802,272
Changes of assumptions or other inputs	55,289,072	12,348,121
	\$ 55,289,072	\$ 16,150,393

The amounts reported as deferred outflows and inflows of resources related to OPEB will be recognized in OPEB expense as follows:

December 31st:

2021	\$	9,501,031
2022		11,853,056
2023		14,533,274
2024		3,251,318
		\$ 39,138,679

The Town's discretely presented component units had an ending total other postemployment benefit liability of \$17,711,292 as of December 31, 2020.

TOWN OF HUNTINGTON
NOTES TO FINANCIAL STATEMENTS
December 31, 2020

C. DETAILED NOTES ON ALL FUNDS (continued)

7. LENGTH OF SERVICE AWARD PROGRAM-LOSAP

Plan Description

The Town of Huntington participates in two Volunteer Ambulance First Aid Workers Service Award Programs (the Plans): Commack Volunteer Ambulance Corps. and Huntington Community First Aid Squad, Inc. Both plans are single-employer defined benefit pension plans covering the volunteer ambulance workers. The Plans are administered by Penflex, Inc. with all provisions and amendments subject to approval of the Board. None of the pension plans issue separate audited reports on the pension plans. The Plans are established under New York State Law Section 565-B, A7635-B, and Article 11AAA. The Plans are non-contributory. The Town is required to contribute the amount calculated by the actuary retained by the State Comptroller. The Town pays the contribution from the Town's respective Ambulance District Fund. This program is a single-employer defined benefit plan with contributions and program assets in a grantor/rabbi trust and, as such, the assets are subject to the claims of the Town's general creditors. The trustee of the Ambulance Program, which has been designated by the State Comptroller, is authorized to invest the funds in authorized investment vehicle. Administrative costs are paid from the Trust Fund and added to the required contribution calculated by the actuary and paid by the Town.

Benefits Provided

Any volunteer ambulance worker who completed five years of service and attains age 65 is eligible for normal retirement benefits. The amount of the monthly retirement income payable to a volunteer ambulance worker eligible for normal retirement benefits is equal to \$20 multiplied by the total years of service, which is not to exceed 40 years with no post-retirement benefit increases. The benefits and refunds of the plan are recognized when due and payable in accordance with the terms of the plan. The Ambulance Program also provides disability and death benefits.

Participants covered by the benefit terms, At the December 31, 2019 measurement date, the following participants were covered by the benefit terms.

Commack Volunteer Ambulance Corps

Inactive participants currently receiving benefit payments	16
Inactive participants entitled to but not yet receiving benefit payments	44
Active participants	<u>102</u>
Total	<u>162</u>

Huntington Community First Aid Squad

Inactive participants currently receiving benefit payments	74
Inactive participants entitled to but not yet receiving benefit payments	118
Active participants	<u>217</u>
Total	<u>409</u>

TOWN OF HUNTINGTON
NOTES TO FINANCIAL STATEMENTS
December 31, 2020

C. DETAILED NOTES ON ALL FUNDS (continued)

7. LENGTH OF SERVICE AWARD PROGRAM-LOSAP(continued)

Contributions

New York State General Municipal Law §219-o (1) requires the Town Board to contribute an actuarially determined contribution on an annual basis. The actuarially determined contribution shall be appropriated annually by the Town Board.

Measurement of Total Pension Liability

The total pension liability at the December 31, 2019 measurement date was determined using an actuarial valuation as of that date.

Actuarial Assumptions. The total pension liability in the December 31, 2019 actuarial valuation was determined using the following actuarial assumptions, applied to all periods included in the measurement:

Actuarial Cost Method:	Entry Age Normal
Inflation:	2.25%
Salary Scale:	None assumed

Mortality rates were based on the RP-2014 Mortality Table (60/40 male/female blend) projected for mortality improvement to the year 2020 with scale MP2017.

Discount Rate: The discount rate used to measure the total pension liability was 3.26%. This was the yield to maturity of the S&P Dow Jones Indices notes that the index consists of bonds in the S&P Municipal Bond Index with a maturity of 20 years and with a rating of at least Aa2 by Moody's Investors Service's, AA by Fitch , or AA by Standard & Poor's Rating Services

Trust Assets: Although assets have been accumulated in an irrevocable trust such that the assets dedicated to providing pensions to the plan members in accordance with benefit term, the trust assets are not legally protected from creditors of the Town. As such, the trust assets do not meet the criteria in paragraph 4 of GASB Statement No. 73.

TOWN OF HUNTINGTON
NOTES TO FINANCIAL STATEMENTS
December 31, 2020

C. DETAILED NOTES ON ALL FUNDS (continued)

7. LENGTH OF SERVICE AWARD PROGRAM-LOSAP (continued)

Changes in the Total Pension Liability

Commack Volunteer Ambulance Corps

Balance as of 12/31/2018 measurement date	\$ 1,903,059
Changes for the year	
Service Cost	89,690
Interest	71,926
Changes in assumptions or other inputs	147,219
Difference between expected & actual experience	9,504
Benefit payments	<u>(33,512)</u>
Net changes	<u>284,827</u>
Balance as of 12/31/2019 measurement date	<u>\$ 2,187,886</u>

Sensitivity of the Total Pension Liability to changes in the discount rate. The following presents the total pension liability of the Town as of December 31, 2019 measurement date, calculated using the discount rate of 3.26 percent, as well as what the Town's total pension liability would be if it were calculated using a discount rate that is one percentage point lower (2.26 percent) or one percentage point higher (4.26 percent) than the current rate:

	1% Decrease 2.26%	Current Discount Rate 3.26%	1% Increase 4.26%
Total Pension Liability	<u>\$2,652,086</u>	<u>\$2,187,886</u>	<u>\$1,828,603</u>

Huntington Community First Aid Squad

Balance as of 12/31/2018 measurement date	\$ 10,456,303
Changes for the year	
Service Cost	409,950
Interest	390,114
Changes in benefit terms	-
Changes in assumptions or other inputs	640,608
Difference between expected & actual experience	235,973
Benefit payments	<u>(297,689)</u>
Net changes	<u>1,378,956</u>
Balance as of 12/31/2019 measurement date	<u>\$ 11,835,259</u>

TOWN OF HUNTINGTON
NOTES TO FINANCIAL STATEMENTS
December 31, 2020

C. DETAILED NOTES ON ALL FUNDS (continued)

7. LENGTH OF SERVICE AWARD PROGRAM-LOSAP (continued)

Sensitivity of the Total Pension Liability to changes in the discount rate. The following presents the total pension liability of the Town as of December 31, 2019 measurement date, calculated using the discount rate of 3.26 percent, as well as what the Town's total pension liability would be if it were calculated using a discount rate that is one percentage point lower (2.26 percent) or one percentage point higher (4.26 percent) than the current rate:

	1% Decrease 2.26%	Current Discount Rate 3.26%	1% Increase 4.26%
Total Pension Liability	\$13,789,952	\$11,835,259	\$10,251,308

Pension Expense and Deferred Outflows of Resources and Deferred Inflows of Resources Related to Pensions

Commack Volunteer Ambulance Corps

Components of Pension Expense

Service cost	\$	89,691
Interest on total pension liability		71,926
Changes of assumptions or other inputs		3,421
Differences between expected and actual experience		(15,525)
Pension plan administrative expenses		5,795
Total pension expense		\$ 155,308

For the year ended December 31, 2020, the Town recognized pension expense of \$155,308 in the statement of activities. Other amounts reported as deferred outflows of resources and deferred inflows of resources related to pensions will be recognized in pension expense as follows:

	Deferred Outflows of Resources	Deferred Inflows of Resources
Differences between expected and actual experience	\$ 8,767	\$ 246,856
Changes of assumptions or other inputs	290,467	302,822
Benefit payments & administrative expenses subsequent to the measurement date	45,685	-
Total	\$ 344,919	\$ 549,678

TOWN OF HUNTINGTON
NOTES TO FINANCIAL STATEMENTS
December 31, 2020

C. DETAILED NOTES ON ALL FUNDS (continued)

7. LENGTH OF SERVICE AWARD PROGRAM-LOSAP (continued)

Deferred outflows of resources related to pensions resulting from Town transactions subsequent to the measurement date will be recognized as a reduction of the total pension liability in the year ended December 31, 2021.

Year ended December 31:

2021	\$	(12,103)
2022		(12,103)
2023		(12,103)
2024		(12,103)
2025		(12,103)
Thereafter		<u>(189,929)</u>
Total	\$	<u><u>(250,444)</u></u>

Huntington Community First Aid Squad

Components of Pension Expense

Service cost	\$	409,950
Interest on total pension liability		390,114
Changes of benefit terms		-
Changes of assumptions or other inputs		1,442
Differences between expected and actual experience		38,149
Pension plan administrative expenses		<u>11,434</u>
Total pension expense	\$	<u><u>851,089</u></u>

For the year ended December 31, 2020, the Town recognized pension expense of \$851,089 in the statement of activities. Other amounts reported as deferred outflows of resources and deferred inflows of resources related to pensions will be recognized in pension expense as follows:

	Deferred Outflows of Resources	Deferred Inflows of Resources
Differences between expected and actual experience	\$ 366,971	\$ -
Changes of assumptions or other inputs	1,118,871	1,126,694
Benefit payments & administrative expenses subsequent to the measurement date	<u>340,723</u>	<u>-</u>
Total	<u><u>\$ 1,826,565</u></u>	<u><u>\$ 1,126,694</u></u>

TOWN OF HUNTINGTON
NOTES TO FINANCIAL STATEMENTS
December 31, 2020

C. DETAILED NOTES ON ALL FUNDS (continued)

7. LENGTH OF SERVICE AWARD PROGRAM-LOSAP (continued)

**Pension Expense and Deferred Outflows of Resources and Deferred Inflows of Resources
Related to Pensions (continued)**

Deferred outflows of resources related to pensions resulting from Town transactions subsequent to the measurement date will be recognized as a reduction of the total pension liability in the year ended December 31, 2020.

Year ended December 31:

2021	\$39,591
2022	39,591
2023	39,591
2024	39,591
2025	39,591
Thereafter	<u>161,193</u>
Total	<u><u>\$359,148</u></u>

8. COMPENSATED ABSENCES

Town employees are granted vacation and sick leave and earn compensatory absences in varying amounts. In the event of termination or upon retirement, an employee is entitled to payment for accumulated vacation, sick leave and unused compensatory absences at various rates subject to certain maximum limitations.

Estimated vacation, sick leave and compensatory absences accumulated by governmental fund type employees have been recorded in the government-wide financial statements. Payment of vacation time and sick leave is dependent upon many factors, and therefore the timing of future payments is not readily determinable. However, management believes that sufficient resources will be made available for the payments of vacation, sick leave and compensatory absences when such payments become due. As of December 31, 2020, the value of the accumulated vacation time and sick leave was \$14,075,266 for the Town and \$738,259 for the Component Units.

TOWN OF HUNTINGTON
NOTES TO FINANCIAL STATEMENTS
December 31, 2020

C. DETAILED NOTES ON ALL FUNDS (continued)

8. COMPENSATED ABSENCES

Primary Government	Balance 1/1/2020	Additions	Deletions	Balance 12/31/2020
General Fund	\$ 7,130,448	\$ 3,448,457	\$ 2,316,179	\$ 8,262,726
Part Town Fund	983,306	516,229	296,784	1,202,751
Highway	2,197,116	1,322,584	901,283	2,618,417
Street Lighting	168,315	89,151	70,365	187,101
Refuse District	805,869	372,370	323,504	854,735
Sewer Districts	226,273	160,059	32,292	354,040
Water District	359,583	125,749	2,594	482,738
CDA	85,817	37,598	10,657	112,758
Total Primary Government	\$ 11,956,727	\$ 6,072,197	\$ 3,953,658	\$ 14,075,266

Component Units

Greenlawn Water District	\$ 276,630	\$ 47,062	\$ -	\$ 323,692
South Huntington Water District	368,919	53,197	7,549	414,567
Total Components	\$ 645,549	\$ 100,259	\$ 7,549	\$ 738,259

9. TAX ABATEMENTS

The Town of Huntington has two real property tax abatement agreements with housing development and redevelopment companies organized pursuant to Article V or Article XI of the Private Housing Finance Law of the State of New York (“PHFL”) for the purpose of creating or preserving affordable housing in the Town.

Generally, these agreements, which are eligible for tax exemption under Section 52 of Public Housing Laws, and Section 577 of PHFL, provide for a 100 percent abatement of real property taxes in exchange for a payment in lieu of taxes (PILOT) based either on a percentage of shelter rents or an agreed upon per unit basis, and shall continue until the property no longer provides the required affordable housing or no longer complies with the requirements of the PHFL.

TOWN OF HUNTINGTON
NOTES TO FINANCIAL STATEMENTS
December 31, 2020

C. DETAILED NOTES ON ALL FUNDS (continued)

9. TAX ABATEMENTS (continued)

Information relevant to disclosure of these agreements for the year ended December 31, 2020 is as follows:

Start Date	Agreement	Taxable Assessed Valuation	Tax Rate	Tax Value	PILOT Received	Terms of the Agreement	Taxes Abated
3/1/1999	Huntington Housing Authority 40 Units	\$ 50,700	27.83	\$ 14,110	\$ 2,192	49 Years	\$ 11,918
12/1/2015	HG Housing Development Fund Company, Inc. & Highland Green Residence, LLC	\$ 82,600	28.36	\$ 23,425	\$ 11,099	30 Years	\$ 12,326
				\$ 37,535	\$ 13,291		\$ 24,244

In addition, the Suffolk County Industrial Development Agency (SCIDA) has entered into PILOT agreements on ten properties located within the Town of Huntington in lieu of Real Property Taxes. The PILOT agreements are eligible and authorized under Title I of Article 18-A of General Municipal Law Section 874 of the State of New York. The purpose of these agreements fall within the scope of the SCIDA mission statement which is to promote the economic welfare, employment opportunities and quality of life of the residents of Suffolk. The SCIDA accomplishes this mission by providing financial assistance to businesses in order to help them flourish and grow in Suffolk County. The Town's tax value and the PILOTs on these properties as of December 31, 2020 were \$453,347 and \$296,437 respectively. The abated taxes are comprised of General Fund, Highway Fund, Part-Town Fund, Street-Lighting and various non-major funds and totaled \$111,848.

D. COMMITMENTS AND CONTINGENCIES

1. RISK RETENTION

In common with other municipalities, the Town receives numerous notices of claims. The Town self-insures for bodily injury and property damage up to a maximum of \$1,000,000 per claim. Claims in excess of \$1,000,000 are covered by an excess liability policy providing for \$10,000,000 per occurrence and in the aggregate. The Town is also self-insured for automobile liability insurance with the same limits as above. Additionally, the Town is self-insured for workers' compensation insurance. Estimated benefits to be paid are appropriated in the various operating funds of the Town. The Town has provided an umbrella-type policy protecting against catastrophic workers' compensation losses up to a \$10,000,000 cap with a \$2,000,000 retention for each loss. Although the eventual outcome of these claims cannot presently be determined, the amount of unsettled claims and litigation is estimated to be \$19,219,261. The Town is of the opinion that the ultimate settlement of the outstanding claims will not result in a material adverse effect on the Town's financial position.

There have been no significant reductions in insurance coverage as compared to the prior year, and there were no settlements in excess of insurance coverage over the last three years.

TOWN OF HUNTINGTON
NOTES TO FINANCIAL STATEMENTS
December 31, 2020

D. COMMITMENTS AND CONTINGENCIES (continued)

1. RISK RETENTION (continued)

The Town estimates its workers' compensation and general liability by consulting with legal counsel and past experience with similar claims. The Town has not purchased any annuity contracts with regard to its workers' compensation or general liability claims.

The schedule below presents the changes in claims liabilities for the past two years for general liability and workers' compensation and includes an estimate of claims that have been incurred but not yet reported.

	Workers' Compensation		General Liability	
	2020	2019	2020	2019
Unpaid claims and claim adjustment expenditures at beginning of year	\$ 7,646,977	\$ 7,043,800	\$ 8,715,734	\$ 6,498,555
Incurred claims and claim adjustment expenditures:				
Provision for insured events of the current year and increases in provision for insured events of prior years	5,049,898	3,701,811	2,189,445	3,291,973
Payments:				
Claims and claim adjustment expenditures attributable to insured events and of the current and prior years	3,795,886	3,098,634	586,907	1,074,794
Total unpaid claims and claim adjustment expenditures at the end of year	\$ 8,900,989	\$ 7,646,977	\$ 10,318,272	\$ 8,715,734

2. RESOURCE RECOVERY FACILITY

The waste-to-energy Resource Recovery Facility, which was constructed to service the Town, was financed through the issuance of \$176,550,000 in Industrial Development Bonds, by the New York State Environmental Facilities Corporation. The facility was constructed and is now being operated by Covanta Huntington Limited Partnership ("Covanta") (formerly known as Ogden Martin Systems, Inc.), an affiliate of Covanta Energy, Inc. The facility is currently operating at full capacity.

Industrial Development Bonds are not general obligations of the Town and do not constitute any indebtedness of or charge against the general credit of the Town. However, the Town has entered into a Service Agreement with Covanta pursuant to which the Town has certain obligations with respect to the delivery of waste tonnage to the facility and the payment of related service fees, that when combined with revenue from the sale of project-generated electricity will finance both the operating expenses and debt service relating to the facility. The original Service Agreement had a term of 25 years. In September 2018, the Town exercised their option to extend this Service Agreement until the year 2024 and amended the financial provisions in the extension.

TOWN OF HUNTINGTON
NOTES TO FINANCIAL STATEMENTS
December 31, 2020

D. COMMITMENTS AND CONTINGENCIES (continued)

2. RESOURCE RECOVERY FACILITY (continued)

In September 1989, the Board closed its 60-year old landfill and thereafter, entered into an agreement with the neighboring Town of Smithtown. This agreement executed in December 1989 provided that until such time as Huntington's waste-to-energy facility was constructed, Huntington would share the use of two cells in Smithtown's State-approved landfill for the disposal of its solid waste. For the reserving of capacity and the transfer of a fee interest in the first cell, the Town has paid the Town of Smithtown a charge of approximately \$33.30 per ton of solid waste disposed of therein. For its use of the second cell, which was constructed to receive solid waste upon the first cell being filled to capacity, the Town must pay the Town of Smithtown a fee equal to a portion of the capital costs, costs of usage associated with such cell, and the costs incurred after the cell is no longer utilized. The Town has been paying approximately one-half of these costs. Included in the capital costs is a general obligation bond issued by the Town of Smithtown to finance the construction of the second cell.

As further consideration for allowing the Town to use its landfill, the agreement grants the Town of Smithtown the right to deliver its processable solid waste to the waste-to-energy facility. By the terms of the agreement, the Town of Smithtown has agreed to share the obligations of the Town under the Service Agreement with Covanta. The total costs paid by the Town under this service agreement during 2020 amounted to \$22,032,210 of which \$8,306,143 was reimbursed by the Town of Smithtown.

3. LANDFILL CLOSURE AND POST-CLOSURE CARE COSTS

State and federal laws and regulations require the Town of Huntington to place a final cover on its landfill site, which stopped accepting waste in 1989, and to perform certain maintenance and monitoring functions at the site for thirty years after closure. Accordingly, as of December 31, 2020, the Town has recorded a liability of \$192,591 which represents the provision to be made in future budgets for unfunded closure and post-closure landfill costs. Actual costs may be higher or lower due to inflation or deflation, changes in technology or changes in regulations or applicable laws.

4. CONSTRUCTION AND OTHER CAPITAL ACQUISITION COMMITMENTS

Construction in progress, commitments for equipment purchases and other capital acquisition commitments amounting to \$6,647,155 has been recorded as encumbrances in the Capital Projects Fund.

5. LITIGATION

The Town is involved in various litigation arising in the normal conduct of its affairs. Some of the law suits seek damages which could be in excess of the Town's insurance coverage. However, it is not possible to determine the Town's potential exposure, if any, at this time.

6. GRANTS

The Town has received grants that are subject to review and approval, and subject to audit by agencies of the State and Federal government. Such reviews or audits may result in disallowances or a request for a return of funds. Based on prior years, the Town does not believe that any disallowance would be material.

TOWN OF HUNTINGTON
NOTES TO FINANCIAL STATEMENTS
December 31, 2020

D. COMMITMENTS AND CONTINGENCIES (continued)

7. LEASE COMMITMENTS

The Town leases office equipment under an operating lease. The total rental expenditures on such lease for the year ended December 31, 2020 was \$200,491. The maximum future operating lease payments are as follows:

Year ended December 31:	<u>Amount</u>
2021	<u>\$ 203,984</u>

8. CORONAVIRUS

On March 11, 2020, the World Health Organization declared a global pandemic as a result of the Coronavirus. This was followed by the President of the United States declaring the outbreak of Coronavirus a national emergency on March 13, 2020. Preceding these announcements, the Governor of the State of New York declared a state of emergency on March 7, 2020 and has since issued multiple Executive Orders regarding the pandemic.

The Town has recently applied for Coronavirus State and Local Fiscal Recovery funds made available by the US Treasury for state and local governments. The amount and details of this funding is not yet determinable.

The degree of impact of the Coronavirus on the Town's future operations and finances is extremely is extremely difficult to predict due to uncertainties relating to its duration and severity, as well as with regard to what actions may be taken by governmental and other health care authorities, including New York State, to contain or mitigate its effects. The spread of the outbreak or reemergence later in the year could have a material adverse financial effect on New York State and local municipalities, including the Town. The Town is continuously monitoring the situation and will take proactive measure as may be required to maintain operations and meet its obligations. Given this level of uncertainty, management cannot reasonable estimate the actual impact on the Town's future financial position at this time.

TOWN OF HUNTINGTON
NOTES TO FINANCIAL STATEMENTS
December 31, 2020

E. CONDENSED FINANCIAL STATEMENTS FOR THE DISCRETELY PRESENTED COMPONENT UNITS

The following represents condensed financial statements for the discretely presented component units as of and for the year ended December 31, 2020:

Condensed Statement of Net Position:

	South Huntington Water District	Greenlawn Water District	Totals
Assets			
Current assets and other assets	\$ 13,826,054	\$ 11,414,054	\$ 25,240,108
Capital assets net of depreciation	43,480,484	18,273,125	61,753,609
Deferred outflow of resources	2,353,482	2,473,760	4,827,242
Total Assets and Deferred Outflows	<u>59,660,020</u>	<u>32,160,939</u>	<u>91,820,959</u>
Liabilities and Net Position			
Current liabilities	4,091,603	971,219	5,062,822
Other long term liabilities	22,446,884	16,897,548	39,344,432
Deferred inflow of resources	1,220,594	1,231,903	2,452,497
Investment in capital assets	32,726,423	13,951,048	46,677,471
Restricted	4,040,831	1,530,143	5,570,974
Unrestricted	(4,866,315)	(2,420,922)	(7,287,237)
Total Liabilities, Deferred Inflows and Net Position	<u>\$ 59,660,020</u>	<u>\$ 32,160,939</u>	<u>\$ 91,820,959</u>

Condensed Statement of Activities:

	South Huntington Water District	Greenlawn Water District	Totals
Program			
Expenses	\$ (9,286,454)	\$ (6,528,352)	\$ (15,814,806)
Charges for Services	5,386,695	2,892,996	8,279,691
Capital Grants & Contributions	671,818	-	671,818
Net (Expense)/Revenue	<u>(3,227,941)</u>	<u>(3,635,356)</u>	<u>(6,863,297)</u>
General Revenue			
Property Tax	4,239,265	2,483,468	6,722,733
Other	714,613	1,678,421	2,393,034
Total General Revenues	<u>4,953,878</u>	<u>4,161,889</u>	<u>9,115,767</u>
Change in Net position	1,725,937	526,533	2,252,470
Net position-1/1/20	<u>30,175,002</u>	<u>12,533,736</u>	<u>42,708,738</u>
Net position-12/31/20	<u>\$ 31,900,939</u>	<u>\$ 13,060,269</u>	<u>\$ 44,961,208</u>

TOWN OF HUNTINGTON
NOTES TO FINANCIAL STATEMENTS
December 31, 2020

F. CHANGE IN ACCOUNTING PRINCIPLE/RESTATEMENT

For the year ended December 31, 2020, The Town implemented GASB 84 “*Fiduciary Activities*”. The implementation of the Statement resulted in the restatement of the Special Revenue fund net position and fund balance as of December 31, 2019 in the amount of \$4,134,237.

	Net Position
Beginning of year as reported	\$ -
GASB Statement 84 Implementation	4,134,237
Beginning of year, as restated	\$ 4,134,237

G. NEW PRONOUNCEMENTS

The following statements have been issued by the GASB and are to be implemented in future years, as applicable:

Statement No. 87, “*Leases*”, as amended by Statement No. 95, “*Postponement of the Effective Dates of Certain Authoritative Guidance*”, establishes accounting and financial reporting of leases. It requires the recognition of certain lease assets and liabilities for leases that were previously classified as operating leases. For leases with terms in-excess of 12 months, the Statement requires the leases to recognize a lease liability and an intangible right-to-use lease asset, and a lessor is required to recognize a lease receivable and a deferred inflow of resources. The requirements of this Statement are effective for reporting periods beginning after June 15, 2021.

Statement No. 89, “*Accounting for Interest Cost Incurred before the End of a Construction Period*”, as amended by Statement No. 95, “*Postponement of the Effective Dates of Certain Authoritative Guidance*”, requires that interest costs incurred before the end of a construction period be recognized as an expense. As a result, interest cost incurred before the end of a construction period will not be included in the historical cost of a capital asset recorded in a business-type activity or enterprise fund. The requirements of this Statement are effective for reporting periods beginning after December 15, 2020.

Statement No. 91, “*Conduit Debt Obligations*”, as amended by Statement No. 95, “*Postponement of the Effective Dates of Certain Authoritative Guidance*” - This statement to provide a single method of reporting conduit debt obligations by issuers and eliminate diversity in practice associated with (1) commitments extended by issuers, (2) arrangements associated with conduit debt obligations, and (3) related note disclosures. The requirements of this Statement are effective for reporting periods beginning after December 15, 2021.

Statement No. 92, “*Omnibus 2020*”, as amended by Statement No. 95, “*Postponement of the Effective Dates of Certain Authoritative Guidance*” - The requirements related to the effective date of Statement No. 87 and Implementation Guide 2019-3, reinsurance recoveries, and terminology used to refer to derivative instruments are effective upon issuance. The requirements of this Statement are effective for reporting periods beginning after June 15, 2020.

TOWN OF HUNTINGTON
NOTES TO FINANCIAL STATEMENTS
December 31, 2020

G. NEW PRONOUNCEMENTS (continued)

Statement No. 93, *“Replacement of Interbank Offered Rates”*, as amended by Statement No. 95, *“Postponement of the Effective Dates of Certain Authoritative Guidance”*, amends certain provisions of GASB Statement No. 53, *“Accounting and Financial Reporting for Derivative Instruments”* as amended and No. 87, *“Leases”*. It has been issued to address the various accounting and reporting implications that will result from the replacement of LIBOR, as LIBOR will cease to exist in 2021. The requirements of this Statement, except for paragraphs 11b, 13 and 14, are effective for reporting periods beginning after June 15, 2020. The requirement of paragraph 11b is effective for reporting periods ending after December 31, 2021 and paragraphs 13 and 14 are effective for reporting periods beginning after June 15, 2021.

Statement No. 94, *“Public-Private and Public-Public Partnerships and Availability Payment Arrangements”* - This statement has been issued to improve financial reporting related to public-private and public-public partnership arrangements, in which one a government (transferor) contracts with an operator (governmental or nongovernmental entity) to provide public services by conveying the right to operate or use a nonfinancial assets. The requirements of this Statement are effective for years beginning after June 15, 2022.

Statement No. 96, *“Subscription-Based Information Technology Arrangements”*, this Statement has been issued to provide guidance on the accounting and financial reporting for subscription-based information technology arrangements (SBITAs) for government end users (governments). This Statement (1) defines a SBITA; (2) establishes that a SBITA results in a right-to-use subscription asset - an intangible asset - and a corresponding subscription liability; (3) provides the capitalization criteria for outlays other than subscription payments, including implementation costs of a SBITA; and (4) requires note disclosures regarding a SBITA. To the extent relevant, the standards for SBITAs are based on the standards established in Statement No. 87, *“Leases”*, as amended. The requirements of this Statement are effective for years beginning after June 15, 2022.

Statement No. 97, *“Certain Component Unit Criteria, and Accounting and Financial Reporting for Internal Revenue Code Section 457 Deferred Compensation Plans - an amendment of GASB Statement No. 14 and No. 84 and a suppression of GASB Statement No. 32”* - This statement has been issued to (1) increase consistency in reporting of fiduciary component units in instances where the potential component unit does not have a governing board and the primary government performs the duties of a governing board (effective upon issuance); (2) mitigate costs associated with the reporting of certain defined contribution plans and employee benefits plans other than pension plans or OPEB plans as fiduciary component units (effective upon issuance), and (3) enhances relevance and consistency of accounting and financial reporting for Internal Revenue Service Section 457 deferred compensation plans that meet the definition of a pension plan for benefits provided through those plans (effective for years beginning after June 15, 2021).

The Organization is currently evaluating the impact of the above pronouncements.

THIS PAGE INTENTIONALLY LEFT BLANK

REQUIRED SUPPLEMENTARY INFORMATION OTHER THAN MD&A

Notes to Required Supplementary Information

In order to show the full legal level of budgetary compliance for the General and certain Special Revenue Funds, detailed individual statements of revenues, expenditures and changes in fund balance – budget and actual, are presented in a separate budget report.

Budgets for the General and certain Special Revenue Funds are legally adopted for each fiscal year. The budgets are adopted on a basis of accounting consistent with GAAP, except that appropriations authorized for the current year are increased by the amount of encumbrances carried forward from the prior years. The Capital Projects and Special Grant Funds are budgeted on a project or grant basis.

TOWN OF HUNTINGTON
SCHEDULE OF REVENUES, EXPENDITURES AND CHANGES IN FUND BALANCE
BUDGET AND ACTUAL
GENERAL FUND
For the Year ended December 31, 2020

	Budgetary Amounts		Actual	Variance with Final Budget
	Original	Final		
REVENUES				
REAL PROPERTY TAXES				
Ad valorem taxes	\$ 45,769,811	\$ 45,769,811	\$ 45,707,019	\$ (62,792)
Total Real Property Taxes	<u>45,769,811</u>	<u>45,769,811</u>	<u>45,707,019</u>	<u>(62,792)</u>
OTHER REAL PROPERTY TAXES				
Payment In lieu of taxes	110,000	110,000	155,948	45,948
Interest and penalty on taxes	280,000	280,000	275,827	(4,173)
Total Other Real Property Taxes	<u>390,000</u>	<u>390,000</u>	<u>431,775</u>	<u>41,775</u>
NON-PROPERTY TAX ITEMS				
Franchises - cable TV	4,600,000	4,600,000	4,601,052	1,052
Total Non-Property Tax Items	<u>4,600,000</u>	<u>4,600,000</u>	<u>4,601,052</u>	<u>1,052</u>
DEPARTMENTAL INCOME				
Audit & Control	7,000	10,000	10,710	710
Court Fees	100,000	100,000	5,715	(94,285)
Environmental-refuse and garbage charges	23,800,000	23,800,000	24,148,013	348,013
General Services Fees	7,000	7,000	5,745	(1,255)
Human Services-programs for the aging	391,800	391,800	200,994	(190,806)
Maritime recreational charges	782,000	782,000	700,154	(81,846)
Park and recreational charges	7,033,500	7,033,500	5,005,870	(2,027,630)
Public Safety-parking meters & other fees	1,110,000	1,110,000	502,318	(607,682)
Town Attorney Fees	50,000	50,000	33,500	(16,500)
Town Clerk Fees	278,000	278,000	415,079	137,079
Transportation-bus operations	505,000	505,000	222,774	(282,226)
Total Departmental Income	<u>34,064,300</u>	<u>34,067,300</u>	<u>31,250,872</u>	<u>(2,816,428)</u>
INTERGOVERNMENTAL CHARGES				
Miscellaneous Revenue	40,000	65,000	36,144	(28,856)
Refuse and Garbage Service	105,000	105,000	96,372	(8,628)
Total Intergovernmental Charges	<u>145,000</u>	<u>170,000</u>	<u>132,516</u>	<u>(37,484)</u>
USE OF MONEY AND PROPERTY				
Interest and earnings	672,500	672,500	501,940	(170,560)
Rental of real property	871,625	871,625	755,126	(116,499)
Total Use of Money and Property	<u>1,544,125</u>	<u>1,544,125</u>	<u>1,257,066</u>	<u>(287,059)</u>
LICENSES AND PERMITS				
Bingo licenses	20,000	20,000	9,828	(10,172)
Dog licenses	31,000	31,000	19,853	(11,147)
Mooring Permits	110,000	110,000	60,212	(49,788)
Parking Permits	960,000	960,000	533,850	(426,150)
Town Attorney-miscellaneous permits	5,000	5,000	11,550	6,550
Total Licenses and Permits	<u>1,126,000</u>	<u>1,126,000</u>	<u>635,293</u>	<u>(490,707)</u>
FINES AND FORFEITURES				
Fines	1,555,000	1,555,000	656,502	(898,498)
Total Fines and Forfeitures	<u>1,555,000</u>	<u>1,555,000</u>	<u>656,502</u>	<u>(898,498)</u>

(Continued)

TOWN OF HUNTINGTON
SCHEDULE OF REVENUES, EXPENDITURES AND CHANGES IN FUND BALANCE
BUDGET AND ACTUAL
GENERAL FUND
For the Year ended December 31, 2020

	Budgetary Amounts		Actual	Variance with Final Budget
	Original	Final		
REVENUES (continued)				
SALE OF PROPERTY AND COMPENSATION FOR LOSS				
Sales of property	47,000	47,000	92,237	45,237
Insurance recoveries	220,000	221,458	393,388	171,930
Total Sale of Property & Compensation for Loss	<u>267,000</u>	<u>268,458</u>	<u>485,625</u>	<u>217,167</u>
MISCELLANEOUS LOCAL SOURCES				
Refund of prior year expenditures	-	-	4,707	4,707
Gifts and donations	-	15,350	11,611	(3,739)
Miscellaneous revenue	1,320,000	1,337,894	1,659,203	321,309
Total Miscellaneous Local Sources	<u>1,320,000</u>	<u>1,353,244</u>	<u>1,675,521</u>	<u>322,277</u>
INTERFUND REVENUES	<u>4,686,461</u>	<u>4,686,461</u>	<u>4,686,461</u>	<u>-</u>
STATE AID				
State Aid - mortgage tax	8,000,000	8,000,000	10,202,864	2,202,864
State Aid - revenue sharing	1,067,256	1,067,256	1,067,256	-
State Aid - bus and other mass transit	855,000	855,000	813,908	(41,092)
State Aid - programs for aging	288,000	288,000	445,769	157,769
State Aid - youth program	473,811	473,811	881,747	407,936
State Aid - other culture and recreation	75,000	75,000	29,364	(45,636)
State Aid - other home and community services	20,000	20,000	21,177	1,177
Total State Aid	<u>10,779,067</u>	<u>10,779,067</u>	<u>13,462,085</u>	<u>2,683,018</u>
FEDERAL AID				
Federal Aid - programs for the aging	142,000	142,000	155,241	13,241
Federal Aid - bus and other mass transit	-	-	2,479,097	2,479,097
Federal Aid - youth program	789,583	829,583	248,430	(581,153)
Federal Aid - federal emergency management assistance	-	51,846	51,846	-
Total Federal Aid	<u>931,583</u>	<u>1,023,429</u>	<u>2,934,614</u>	<u>1,911,185</u>
Total Revenues	<u>\$ 107,178,347</u>	<u>\$ 107,332,895</u>	<u>\$ 107,916,401</u>	<u>\$ 583,506</u>

(Continued)

TOWN OF HUNTINGTON
SCHEDULE OF REVENUES, EXPENDITURES AND CHANGES IN FUND BALANCE
BUDGET AND ACTUAL
GENERAL FUND

For the Year ended December 31, 2020

Function	Budgetary Amounts		Actual	Encumbrances	Variance with Final Budget
	Original	Final			
EXPENDITURES					
CURRENT:					
GENERAL GOVERNMENT SUPPORT					
Town board	\$ 671,084	\$ 695,505	\$ 621,374	\$ -	\$ 74,131
Administrative Adjudication	100,000	103,905	72,153	-	31,752
Traffic violations bureau	115,000	115,000	71,150	-	43,850
Supervisor	691,599	629,782	511,841	-	117,941
Constituent services	263,337	299,096	299,096	-	-
Comptroller	1,096,935	1,150,629	1,139,808	7,480	3,341
Payroll	275,555	335,189	235,694	10,093	89,402
Receiver of taxes	735,142	715,450	709,935	-	5,515
Purchasing	297,865	297,941	296,787	-	1,154
Assessor	1,117,477	1,157,650	1,031,612	79,695	46,343
Assessment review board	62,655	62,655	56,659	-	5,996
Star exemption	76,476	76,476	70,635	-	5,841
Fiscal agent fees	35,000	35,000	34,329	-	671
Town clerk	783,673	815,067	799,652	4,239	11,176
Town clerk record center	177,598	173,038	169,837	8	3,193
Town board meetings & admin	85,500	98,981	77,005	-	21,976
Commuter parking	203,834	206,539	206,074	-	465
Town attorney	2,919,621	3,118,853	2,824,226	153,679	140,948
Personnel	533,056	562,613	538,322	-	24,291
Union representatives	292,345	291,452	288,509	-	2,943
Town engineer	1,278,196	1,289,207	1,226,602	20,166	42,439
Elections	-	407	407	-	-
General services administration	525,035	523,734	519,535	-	4,199
Buildings and grounds	9,375,608	10,381,342	9,947,369	18,814	415,159
Heckscher amphitheater	12,000	12,000	11,054	395	551
Vehicle maintenance	1,306,926	1,396,981	1,372,125	1,403	23,453
Central supply	411,294	405,110	396,176	-	8,934
Copy Center	314,897	314,897	306,710	-	8,187
Information technology	2,339,560	2,630,327	2,242,617	261,127	126,583
Unallocated insurance	451,000	468,056	467,538	-	518
Municipal association dues	9,000	7,750	7,153	-	597
Judgments and claims	300,000	425,000	328,147	74,881	21,972
Purchase of land and right of way	1,500,000	1,500,000	-	-	1,500,000
Taxes and assessment on municipal property	52,500	60,418	53,554	6,863	1
Other general government support	20,000	901,222	11,500	-	889,722
Total General Government Support	28,429,768	31,257,272	26,945,185	638,843	3,673,244
PUBLIC SAFETY					
Administration	3,507,223	3,278,018	3,125,534	41,717	110,767
Harbors and waterways	812,109	884,473	864,645	11,460	8,368
Control of animals	1,078,041	1,092,182	1,055,956	-	36,226
Code enforcement - safety inspection	339,895	335,832	290,859	-	44,973
Civil defense	60,593	62,943	51,134	5,843	5,966
Total Public Safety	5,797,861	5,653,448	5,388,128	59,020	206,300

(Continued)

TOWN OF HUNTINGTON
SCHEDULE OF REVENUES, EXPENDITURES AND CHANGES IN FUND BALANCE
BUDGET AND ACTUAL
GENERAL FUND

For the Year ended December 31, 2020

Function	Budgetary Amounts		Actual	Encumbrances	Variance with Final Budget
	Original	Final			
EXPENDITURES (continued)					
HEALTH					
Drug & Alcohol	872,249	697,249	676,564	20,367	318
Total Health	872,249	697,249	676,564	20,367	318
TRANSPORTATION					
Superintendent of highways	822,766	771,412	735,858	-	35,554
Bus operations	4,236,871	4,155,854	4,007,821	20,539	127,494
Waterways Navigation	116,898	132,777	130,215	-	2,562
Total Transportation	5,176,535	5,060,043	4,873,894	20,539	165,610
ECONOMIC ASSISTANCE AND OPPORTUNITY					
Literacy volunteers of America	9,500	9,500	7,702	-	1,798
Public information	143,824	143,824	141,347	-	2,477
Veterans service	9,000	9,000	8,500	-	500
Family assistance program	163,270	163,270	147,381	-	15,889
Programs for the aging	894,647	873,766	783,827	-	89,939
Senior citizens day care center	395,183	388,111	326,011	-	62,100
Senior nutrition program	874,159	1,024,786	892,099	18,656	114,031
Total Economic Assistance And Opportunity	2,489,583	2,612,257	2,306,867	18,656	286,734
CULTURE AND RECREATION					
Arts council administration	147,500	147,500	147,500	-	-
Recreation administration	989,937	991,445	953,011	-	38,434
Dix Hills Park administration	1,132,252	852,420	747,610	-	104,810
Dix Hills Park maintenance	1,918,251	1,935,969	1,802,820	-	133,149
Playgrounds and recreation centers	955,728	699,740	519,407	-	180,333
Recreation fee classes	299,807	254,111	117,215	580	136,316
Beach maintenance	284,750	378,572	344,586	2,924	31,062
Marinas & docks	428,745	425,413	392,399	2,817	30,197
Golf course maintenance	1,363,536	1,414,634	1,329,672	424	84,538
Camp Bright Star	160,319	160,319	52,286	-	108,033
Beaches	553,704	803,168	779,752	-	23,416
Golf course administration	69,995	76,446	46,828	-	29,618
Band concerts	143,811	142,252	54,517	-	87,735
Youth program administration	652,070	655,173	654,528	-	645
Joint youth programs	2,921,030	3,096,030	2,773,480	-	322,550
Museum	485,134	485,134	485,134	-	-
Cultural affairs	147,050	147,050	131,325	-	15,725
Town historian	56,471	65,106	52,542	11,194	1,370
Celebrations	10,000	10,000	3,925	-	6,075
Human Services	446,232	443,843	429,818	-	14,025
Senior Citizen CHORE	239,331	305,069	298,453	-	6,616
Board of trustees maintenance	80,000	115,464	79,333	35,680	451
Total Culture and Recreation	13,485,653	13,604,858	12,196,141	53,619	1,355,098

(Continued)

TOWN OF HUNTINGTON
SCHEDULE OF REVENUES, EXPENDITURES AND CHANGES IN FUND BALANCE
BUDGET AND ACTUAL
GENERAL FUND

For the Year ended December 31, 2020

Function	Budgetary Amounts		Actual	Encumbrances	Variance with Final Budget
	Original	Final			
EXPENDITURES (continued)					
HOME AND COMMUNITY SERVICES					
Landfill	358,250	388,035	380,502	-	7,533
Resource Recovery	22,390,453	22,414,018	22,401,146	-	12,872
Organic Garden	7,200	7,200	5,586	-	1,614
Solid waste recycling	661,651	636,269	621,255	-	15,014
Plan & manage development	35,000	35,000	9,947	25,053	-
Maritime Services administration	348,479	350,588	291,877	1,239	57,472
Waste Management administration	452,865	459,115	455,094	2,252	1,769
Services to the handicapped	10,800	10,800	-	-	10,800
Total Home and Community Services	24,264,698	24,301,025	24,165,407	28,544	107,074
EMPLOYEE BENEFITS					
State employee retirement system	5,400,000	4,844,450	4,838,504	-	5,946
Social security	56,000	74,998	74,997	-	1
Workers' compensation	1,400,000	1,729,495	1,698,244	31,249	2
Life insurance	50,000	45,000	35,208	-	9,792
Unemployment insurance	120,000	230,120	230,120	-	-
Disability benefits	90,000	85,000	57,982	-	27,018
Hospital, medical and dental	14,173,000	12,759,615	12,701,418	-	58,197
Other employee benefits	868,000	1,253,594	1,252,813	-	781
Total Employee Benefits	22,157,000	21,022,272	20,889,286	31,249	101,737
Total Expenditures	102,673,347	104,208,424	97,441,472	870,837	5,896,115
Excess (Deficiency) of Revenues Over Expenditures	4,505,000	3,124,471	10,474,929	(870,837)	6,479,621
Other Financing Sources (Uses)					
Transfers out	-	(4,221,600)	(4,221,600)	-	-
Transfers out (Debt Service)	(4,605,000)	(4,612,234)	(4,612,234)	-	-
Total Other Financing Sources (Uses)	(4,605,000)	(8,833,834)	(8,833,834)		
Net Change in Fund Balance	\$ (100,000)	\$ (5,709,363)	1,641,095	\$ (870,837)	\$ 6,479,621
Fund Balance at Beginning of Year			37,886,038		
Fund Balance at End of Year			\$ 39,527,133		

THIS PAGE INTENTIONALLY LEFT BLANK

TOWN OF HUNTINGTON
SCHEDULE OF REVENUES, EXPENDITURES AND CHANGES IN FUND BALANCE
BUDGET AND ACTUAL
HIGHWAY FUND
For the Year ended December 31, 2020

	Budgetary Amounts		Actual	Variance with Final Budget
	Original	Final		
REVENUES				
REAL PROPERTY TAXES				
Ad valorem taxes	\$ 34,373,582	\$ 34,373,582	\$ 34,373,582	\$ -
Total Real Property Taxes	34,373,582	34,373,582	34,373,582	-
OTHER REAL PROPERTY TAX ITEMS				
Payment in lieu of taxes	90,000	90,000	130,146	40,146
Interest and penalties on taxes	-	-	2,017	2,017
Total Other Real Property Taxes	90,000	90,000	132,163	42,163
DEPARTMENTAL INCOME				
Other general departmental income	-	344,861	405,978	61,117
Total Departmental Income	-	344,861	405,978	61,117
INTERGOVERNMENT CHARGE				
Transportation Services, Other Government	-	-	917	917
Total Departmental Income	-	-	917	917
USE OF MONEY AND PROPERTY				
Interest and earnings	300,000	300,000	203,583	(96,417)
Total Use of Money and Property	300,000	300,000	203,583	(96,417)
LICENSES AND PERMITS				
Licenses and permits	200,000	200,000	130,375	(69,625)
Total Licenses and Permits	200,000	200,000	130,375	(69,625)
SALE OF PROPERTY AND COMPENSATION FOR LOSS				
Sales of scrap materials/equipment	8,000	8,000	5,831	(2,169)
Insurance recoveries	5,000	5,000	178,451	173,451
Total Sale of Property and Compensation for Loss	13,000	13,000	184,282	171,282
MISCELLANEOUS LOCAL SOURCES				
Miscellaneous revenue	400,100	400,100	534,773	134,673
Total Miscellaneous Local Sources	400,100	400,100	534,773	134,673
STATE AID				
State aid - Consolidated highway aid	1,706,000	1,706,000	1,665,754	(40,246)
State Aid - Other	-	-	238,075	238,075
Total State Aid	1,706,000	1,706,000	1,903,829	197,829
FEDERAL AID				
Federal Aid - Federal Emergency Management Assistance	-	5,035,547	5,035,547	
Total Federal Aid	-	5,035,547	5,035,547	
Total Revenues	\$ 37,082,682	\$ 42,463,090	\$ 42,905,029	\$ 441,939

(Continued)

TOWN OF HUNTINGTON
SCHEDULE OF REVENUES, EXPENDITURES AND CHANGES IN FUND BALANCE
BUDGET AND ACTUAL
HIGHWAY FUND
For the Year ended December 31, 2020

	Budgetary Amounts		Actual	Encumbrances	Variance with Final Budget
	Original	Final			
EXPENDITURES					
CURRENT:					
GENERAL GOVERNMENT SUPPORT					
Insurance	\$ 150,000	\$ 157,604	\$ 157,604	\$ -	\$ -
Bond and note issue expense	45,000	36,000	24,282	-	11,718
Other Government Support	87,000	804,462	119,175	-	685,287
Total General Government Support	<u>282,000</u>	<u>998,066</u>	<u>301,061</u>	<u>-</u>	<u>697,005</u>
TRANSPORTATION					
Highway repairs	13,710,146	14,285,315	13,440,292	60,243	784,780
Capital highway improvements	1,706,000	1,744,242	1,665,754	77,322	1,166
Highway and machinery	2,089,669	2,245,458	2,152,222	13,174	80,062
Brush and weeds	450,000	5,910,771	5,860,328	27,219	23,224
Snow removal	2,548,908	2,038,908	1,078,951	875	959,082
Total Transportation	<u>20,504,723</u>	<u>26,224,694</u>	<u>24,197,547</u>	<u>178,833</u>	<u>1,848,314</u>
EMPLOYEE BENEFITS					
State employee retirement system	2,322,659	1,822,659	1,780,812	-	41,847
Social security	48,000	48,000	19,296	-	28,704
Workers Compensation	1,300,000	1,300,000	1,245,842	-	54,158
Life insurance	1,000	1,000	603	-	397
Unemployment insurance	75,000	75,000	27,989	-	47,011
Disability benefits	1,300	1,300	1,112	-	188
Hospital, medical and dental	6,084,000	5,113,897	4,939,086	-	174,811
Union welfare benefits	200,000	200,000	186,340	-	13,660
Other employee benefits	164,000	289,669	252,237	-	37,432
Total Employee Benefits	<u>10,195,959</u>	<u>8,851,525</u>	<u>8,453,317</u>	<u>-</u>	<u>398,208</u>
Total Expenditures	<u>30,982,682</u>	<u>36,074,285</u>	<u>32,951,925</u>	<u>178,833</u>	<u>2,943,527</u>
Excess (Deficiency) of Revenues Over Expenditures	<u>6,100,000</u>	<u>6,388,805</u>	<u>9,953,104</u>	<u>(178,833)</u>	<u>3,385,466</u>
Other Financing Sources (Uses)					
Transfer Out		(344,861)	(344,861)	-	-
Transfers out (Debt Service)	(6,200,000)	(6,200,000)	(6,140,056)	-	59,944
Total Other Financing Sources (Uses)	<u>(6,200,000)</u>	<u>(6,544,861)</u>	<u>(6,484,917)</u>	<u>-</u>	<u>59,944</u>
Net Change in Fund Balance	<u>\$ (100,000)</u>	<u>\$ (156,056)</u>	<u>\$ 3,468,187</u>	<u>\$ (178,833)</u>	<u>\$ 3,445,410</u>
Fund Balance at Beginning of Year			<u>8,352,829</u>		
Fund Balance at End of Year			<u>\$ 11,821,016</u>		

TOWN OF HUNTINGTON
SCHEDULE OF REVENUES, EXPENDITURES AND CHANGES IN FUND BALANCE
BUDGET AND ACTUAL
REFUSE AND GARBAGE FUND
For the Year ended December 31, 2020

	Budgetary Amounts		Actual	Variance with Final Budget
	Original	Final		
REVENUES				
REAL PROPERTY TAXES				
Ad valorem taxes	\$ 26,255,794	\$ 26,255,794	\$ 26,255,794	\$ -
Total Real Property Taxes	<u>26,255,794</u>	<u>26,255,794</u>	<u>26,255,794</u>	<u>-</u>
OTHER REAL PROPERTY TAX ITEMS				
Interest and penalties on taxes	1,000	1,000	1,541	541
Total Other Real Property Tax Items	<u>1,000</u>	<u>1,000</u>	<u>1,541</u>	<u>541</u>
DEPARTMENTAL INCOME				
Refuse and garbage charges	4,500	4,500	6,240	1,740
Total Departmental Income	<u>4,500</u>	<u>4,500</u>	<u>6,240</u>	<u>1,740</u>
INTERGOVERNMENT CHARGE				
Refuse & Garbage Service, Other Government	9,658	9,658	12,680	3,022
Total Intergovernment Charge	<u>9,658</u>	<u>9,658</u>	<u>12,680</u>	<u>3,022</u>
USE OF MONEY AND PROPERTY				
Interest and earnings	225,000	225,000	144,085	(80,915)
Total Use of Money and Property	<u>225,000</u>	<u>225,000</u>	<u>144,085</u>	<u>(80,915)</u>
SALE OF PROPERTY AND COMPENSATION FOR LOSS				
Sales of recycled materials	120,000	120,000	124,867	4,867
Insurance recoveries	-	-	29,658	29,658
Total Sale of Property and Compensation for Loss	<u>120,000</u>	<u>120,000</u>	<u>154,525</u>	<u>34,525</u>
MISCELLANEOUS LOCAL SOURCES				
Miscellaneous	110,000	110,000	118,704	8,704
Total Miscellaneous Local Sources	<u>110,000</u>	<u>110,000</u>	<u>118,704</u>	<u>8,704</u>
Total Revenues	<u>\$ 26,725,952</u>	<u>\$ 26,725,952</u>	<u>\$ 26,693,569</u>	<u>\$ (32,383)</u>

(Continued)

TOWN OF HUNTINGTON
SCHEDULE OF REVENUES, EXPENDITURES AND CHANGES IN FUND BALANCE
BUDGET AND ACTUAL
REFUSE AND GARBAGE FUND
For the Year ended December 31, 2020

	Budgetary Amounts		Actual	Encumbrances	Variance with Final Budget
	Original	Final			
EXPENDITURES					
CURRENT:					
GENERAL GOVERNMENT SUPPORT					
Insurance	\$ 108,000	\$ 113,018	\$ 113,017	\$ -	\$ 1
Other government support	2,177,133	2,208,115	2,178,804	-	29,311
Total General Government Support	2,285,133	2,321,133	2,291,821	-	29,312
HOME AND COMMUNITY SERVICES					
Refuse and garbage	21,516,119	22,336,148	22,275,609	15,682	44,857
Total Home and Community Services	21,516,119	22,336,148	22,275,609	15,682	44,857
EMPLOYEE BENEFITS					
State employee retirement system	700,000	557,000	556,380	-	620
Social security	23,000	10,289	5,633	-	4,656
Workers Compensation	300,000	554,475	554,475	-	-
Life insurance	500	500	66	-	434
Unemployment insurance	20,000	22,897	22,897	-	-
Disability insurance	500	500	28	-	472
Hospital, medical and dental	1,763,000	1,489,197	1,483,149	-	6,048
Union welfare benefits	68,000	68,000	62,370	-	5,630
Other employee benefits	77,000	151,994	151,994	-	-
Total Employee Benefits	2,952,000	2,854,852	2,836,992	-	17,860
Total Expenditures	26,753,252	27,512,133	27,404,422	15,682	92,029
Excess (Deficiency) of Revenues Over Expenditures	(27,300)	(786,181)	(710,853)	(15,682)	59,646
Other Financing Sources (Uses)					
Transfers out (Debt Service)	(222,700)	(222,700)	(217,119)	-	5,581
Total Other Financing Sources (Uses)	(222,700)	(222,700)	(217,119)	-	5,581
Net Change in Fund Balance	\$ (250,000)	\$ (1,008,881)	(927,972)	\$ (15,682)	\$ 65,227
Fund Balance at Beginning of Year			6,132,803		
Fund Balance at End of Year			\$ 5,204,831		

TOWN OF HUNTINGTON
SCHEDULE OF REVENUES, EXPENDITURES AND CHANGES IN FUND BALANCE
BUDGET AND ACTUAL
TOWN OUTSIDE VILLAGE FUND
For the Year ended December 31, 2020

	Budgetary Amounts		Actual	Variance with Final Budget
	Original	Final		
REVENUES				
REAL PROPERTY TAXES				
Ad valorem taxes	\$ 5,033,643	\$ 5,033,643	\$ 5,033,643	\$ -
Total Real Property Taxes	<u>5,033,643</u>	<u>5,033,643</u>	<u>5,033,643</u>	<u>-</u>
OTHER REAL PROPERTY TAXES				
Payment in lieu of taxes	13,000	13,000	19,140	6,140
Interest and penalties on taxes	1,000	1,000	295	(705)
Total Other Real Property Taxes	<u>14,000</u>	<u>14,000</u>	<u>19,435</u>	<u>5,435</u>
DEPARTMENTAL INCOME				
Building fees	4,100,000	4,100,000	2,800,106	(1,299,894)
Fire Inspection Fees	600,000	600,000	499,865	(100,135)
Registrar Fees	230,000	230,000	238,890	8,890
Zoning board fees	138,000	138,000	70,926	(67,074)
Planning fees	300,000	300,000	330,426	30,426
Rental Registration	375,000	375,000	273,350	(101,650)
Other fees	12,500	17,500	28,978	11,478
Total Departmental Income	<u>5,755,500</u>	<u>5,760,500</u>	<u>4,242,541</u>	<u>(1,517,959)</u>
USE OF MONEY AND PROPERTY				
Interest and earnings	75,000	75,000	55,295	(19,705)
Total Use of Money and Property	<u>75,000</u>	<u>75,000</u>	<u>55,295</u>	<u>(19,705)</u>
LICENSES AND PERMITS				
Permits	965,000	965,000	904,447	(60,553)
Total Licenses and Permits	<u>965,000</u>	<u>965,000</u>	<u>904,447</u>	<u>(60,553)</u>
SALE OF PROPERTY AND COMPENSATION FOR LOSS				
Insurance recoveries	-	-	3,920	3,920
Total Sale of Property and Compensation for Loss	<u>-</u>	<u>-</u>	<u>3,920</u>	<u>3,920</u>
MISCELLANEOUS LOCAL SOURCES				
Miscellaneous revenue	240,000	240,000	261,709	21,709
Total Miscellaneous Local Sources	<u>240,000</u>	<u>240,000</u>	<u>261,709</u>	<u>21,709</u>
STATE AID				
State Aid - Other	-	76,000	6,461	(69,539)
Total State Aid	<u>-</u>	<u>76,000</u>	<u>6,461</u>	<u>(69,539)</u>
Total Revenues	<u>\$ 12,083,143</u>	<u>\$ 12,164,143</u>	<u>\$ 10,527,451</u>	<u>\$ (1,636,692)</u>

(Continued)

TOWN OF HUNTINGTON
SCHEDULE OF REVENUES, EXPENDITURES AND CHANGES IN FUND BALANCE
BUDGET AND ACTUAL
TOWN OUTSIDE VILLAGE FUND
For the Year ended December 31, 2020

	Budgetary Amounts		Actual	Encumbrances	Variance with Final Budget
	Original	Final			
EXPENDITURES					
CURRENT:					
GENERAL GOVERNMENT SUPPORT					
Government Support Administration	\$ 147,595	\$ 298,979	\$ 131,557	\$ -	\$ 167,422
Building Department	2,092,067	2,081,646	1,865,588	-	216,058
Insurance	50,000	51,289	51,289	-	-
Total General Government Support	<u>2,289,662</u>	<u>2,431,914</u>	<u>2,048,434</u>	<u>-</u>	<u>383,480</u>
PUBLIC SAFETY					
Traffic control	765,572	778,181	718,809	-	59,372
Safety inspection	2,028,723	1,904,446	1,850,732	-	53,714
Total Public Safety	<u>2,794,295</u>	<u>2,682,627</u>	<u>2,569,541</u>	<u>-</u>	<u>113,086</u>
HEALTH					
Registrar of vital statistics	164,195	162,434	144,633	-	17,801
Total Health	<u>164,195</u>	<u>162,434</u>	<u>144,633</u>	<u>-</u>	<u>17,801</u>
HOME AND COMMUNITY SERVICES					
Zoning	168,453	165,363	164,158	-	1,205
Planning	1,608,980	1,712,303	1,621,200	81,069	10,034
Joint planning board	129,449	125,563	119,889	-	5,674
Accessory Apartment	248,406	260,950	231,862	-	29,088
Conservation	16,203	16,203	1,413	-	14,790
Total Home and Community Services	<u>2,171,491</u>	<u>2,280,382</u>	<u>2,138,522</u>	<u>81,069</u>	<u>60,791</u>
EMPLOYEE BENEFITS					
State employee retirement system	950,000	950,000	812,760	-	137,240
Social security	26,500	26,500	571	-	25,929
Workers Compensation	120,000	236,062	236,061	-	1
Life insurance	12,000	12,000	8,045	-	3,955
Unemployment insurance	8,000	13,086	13,085	-	1
Disability benefits	20,000	20,000	8,306	-	11,694
Hospital, medical and dental	3,136,000	2,989,786	2,344,831	-	644,955
Other employee benefits	146,000	146,000	7,470	-	138,530
Total Employee Benefits	<u>4,418,500</u>	<u>4,393,434</u>	<u>3,431,129</u>	<u>-</u>	<u>962,305</u>
Total Expenditures	<u>11,838,143</u>	<u>11,950,791</u>	<u>10,332,259</u>	<u>81,069</u>	<u>1,537,463</u>
Excess (Deficiency) of Revenues Over Expenditures					
	<u>245,000</u>	<u>213,352</u>	<u>195,192</u>	<u>(81,069)</u>	<u>(99,229)</u>
Other Financing Uses					
Transfers out (Debt Service)	<u>(245,000)</u>	<u>(245,000)</u>	<u>(235,820)</u>	<u>-</u>	<u>9,180</u>
Total Other Financing Uses	<u>(245,000)</u>	<u>(245,000)</u>	<u>(235,820)</u>	<u>-</u>	<u>9,180</u>
Net Change in Fund Balance	<u>\$ -</u>	<u>\$ (31,648)</u>	<u>(40,628)</u>	<u>\$ (81,069)</u>	<u>\$ (90,049)</u>
Fund Balance at Beginning of Year			<u>5,484,728</u>		
Fund Balance at End of Year			<u>\$ 5,444,100</u>		

TOWN OF HUNTINGTON
SCHEDULE OF REVENUES, EXPENDITURES AND CHANGES IN FUND BALANCE
BUDGET AND ACTUAL
WATER DISTRICT FUND
For the Year ended December 31, 2020

	Budgetary Amounts		Actual	Variance with Final Budget
	Original	Final		
REVENUES				
REAL PROPERTY TAXES				
Ad valorem taxes	\$ 2,859,724	\$ 2,859,724	\$ 2,859,724	\$ -
Total Real Property Taxes	<u>2,859,724</u>	<u>2,859,724</u>	<u>2,859,724</u>	<u>-</u>
OTHER REAL PROPERTY TAX ITEMS				
Interest and penalties on taxes	-	-	177	177
Total Other Real Property Tax Items	<u>-</u>	<u>-</u>	<u>177</u>	<u>177</u>
DEPARTMENTAL INCOME				
Metered water sales	2,350,250	2,350,250	2,189,836	(160,414)
Water rental arrears	100,000	100,000	157,864	57,864
Total Departmental Income	<u>2,450,250</u>	<u>2,450,250</u>	<u>2,347,700</u>	<u>(102,550)</u>
USE OF MONEY AND PROPERTY				
Interest and earnings	25,000	25,000	28,507	3,507
Tower rental	265,000	265,000	277,821	12,821
Total Use of Money and Property	<u>290,000</u>	<u>290,000</u>	<u>306,328</u>	<u>16,328</u>
SALE OF PROPERTY AND COMPENSATION FOR LOSS				
Insurance recoveries	-	-	21,751	21,751
Total Sale of Property and Compensation for Loss	<u>-</u>	<u>-</u>	<u>21,751</u>	<u>21,751</u>
MISCELLANEOUS LOCAL SOURCES				
Miscellaneous	27,000	27,000	47,725	20,725
Total Miscellaneous Local Sources	<u>27,000</u>	<u>27,000</u>	<u>47,725</u>	<u>20,725</u>
Total Revenues	<u>\$ 5,626,974</u>	<u>\$ 5,626,974</u>	<u>\$ 5,583,405</u>	<u>\$ (43,569)</u>

(Continued)

TOWN OF HUNTINGTON
SCHEDULE OF REVENUES, EXPENDITURES AND CHANGES IN FUND BALANCE
BUDGET AND ACTUAL
WATER DISTRICT FUND
For the Year ended December 31, 2020

	Budgetary Amounts		Actual	Encumbrances	Variance with Final Budget
	Original	Final			
EXPENDITURES					
CURRENT:					
GENERAL GOVERNMENT SUPPORT					
Insurance	\$ 24,000	\$ 24,100	\$ 24,100	\$ -	\$ -
Other government support	745,039	759,495	742,581	2,304	14,610
Total General Government Support	<u>769,039</u>	<u>783,595</u>	<u>766,681</u>	<u>2,304</u>	<u>14,610</u>
HOME AND COMMUNITY SERVICES					
Water	3,157,294	3,460,482	3,272,731	70,357	117,394
Total Home and Community Services	<u>3,157,294</u>	<u>3,460,482</u>	<u>3,272,731</u>	<u>70,357</u>	<u>117,394</u>
EMPLOYEE BENEFITS					
State employee retirement system	212,791	212,791	180,499	-	32,292
Social security	12,000	12,000	-	-	12,000
Workers' Compensation	60,000	80,297	80,296	-	1
Life insurance	350	350	197	-	153
Unemployment benefits	5,000	3,000	-	-	3,000
Disability benefits	500	500	168	-	332
Hospital, medical and dental	567,000	474,894	474,165	-	729
Union welfare benefits	17,000	17,000	15,950	-	1,050
Other employee benefits	76,000	11,000	-	-	11,000
Total Employee Benefits	<u>950,641</u>	<u>811,832</u>	<u>751,275</u>	<u>-</u>	<u>60,557</u>
Total Expenditures	<u>4,876,974</u>	<u>5,055,909</u>	<u>4,790,687</u>	<u>72,661</u>	<u>192,561</u>
Excess (Deficiency) of Revenues Over Expenditures	<u>750,000</u>	<u>571,065</u>	<u>792,718</u>	<u>(72,661)</u>	<u>148,992</u>
Other Financing Sources (Uses)					
Transfers out (Debt Service)	(750,000)	(750,000)	(737,260)	-	12,740
Total Other Financing Sources (Uses)	<u>(750,000)</u>	<u>(750,000)</u>	<u>(737,260)</u>	<u>-</u>	<u>12,740</u>
Net Change in Fund Balance	<u>\$ -</u>	<u>\$ (178,935)</u>	55,458	<u>\$ (72,661)</u>	<u>\$ 161,732</u>
Fund Balance at Beginning of Year			<u>603,430</u>		
Fund Balance at End of Year			<u>\$ 658,888</u>		

TOWN OF HUNTINGTON
REQUIRED SUPPLEMENTARY INFORMATION
SCHEDULE OF CHANGES IN THE TOWN'S TOTAL OTHER POSTEMPLOYMENT BENEFIT (OPEB)
LIABILITY AND RELATED RATIOS
December 31, 2020

Period	Total OPEB Liability - Beginning of the Period	Service cost	Interest on Total OPEB Liability	Differences between expected and actual experience
January 1, 2020 - December 31, 2020	\$ 284,279,558	\$ 7,692,777	\$ 7,870,668	\$ -
January 1, 2019 - December 31, 2019	229,879,541	5,370,925	9,480,232	(6,547,596)
January 1, 2018 - December 31, 2018	257,416,298	6,880,370	8,273,814	-

Notes to Schedule:

No assets are accumulated in a trust that meets the criteria in GASB Statement No. 75, paragraph 4, to pay other postemployment benefits (OPEB).

The Town currently contributes enough money to the plan to satisfy current obligations on a pay-

Changes of assumptions.

Changes of assumptions and other inputs reflect the effects of changes in the discount rate each
The following are the discount rates used in each period:

2020	2.12%
2019	2.74%
2018	4.10%
2017	3.18%

Change in actuarial cost method.

The Town adopted GASB Statement No. 75 in the year-ended December 31, 2018 and continues to use the entry age normal as a percentage of payroll, the prescribed method under GASB 75.

The OPEB schedules are intended to show information for ten years and additional year's information will be displayed as it becomes available.

Changes in benefit terms	Changes of assumptions or other inputs	Benefit payments	Total OPEB Liability - End of the Period	Covered-employee payroll	Liability as a Percentage of Covered-employee Payroll
\$ -	\$ 30,345,646	\$ (9,507,636)	\$ 320,681,013	\$ 50,986,737	628.95%
-	54,617,376	(8,520,920)	284,279,558	50,258,787	565.63%
-	(34,398,340)	(8,292,601)	229,879,541	49,148,186	467.73%

TOWN OF HUNTINGTON
REQUIRED SUPPLEMENTARY INFORMATION
SCHEDULE OF TOWN'S CONTRIBUTIONS TO EMPLOYEES' RETIREMENT SYSTEM
LAST TEN YEARS

	<u>2020</u>	<u>2019</u>	<u>2018</u>
Contractually required contribution	\$ 8,603,374	\$ 8,531,934	\$ 8,771,865
Contributions in relation to the contractually required contribution	<u>8,603,374</u>	<u>8,531,934</u>	<u>8,771,865</u>
Contribution deficiency (excess)	\$ -	\$ -	\$ -
Town's covered payroll	56,576,064	55,969,007	56,617,483
Contributions as a percentage of covered employee payroll	15%	15%	15%

<u>2017</u>	<u>2016</u>	<u>2015</u>	<u>2014</u>	<u>2013</u>	<u>2012</u>	<u>2011</u>
\$ 8,764,939	\$ 9,045,917	\$ 11,317,997	\$ 10,790,971	\$ 12,736,105	\$ 10,760,219	\$ 8,010,413
<u>8,764,939</u>	<u>9,045,917</u>	<u>11,317,997</u>	<u>10,790,971</u>	<u>12,736,105</u>	<u>6,855,035</u>	<u>8,010,413</u>
\$ -	\$ -	\$ -	\$ -	\$ -	\$ 3,905,184	\$ -
54,953,769	54,676,490	55,099,418	53,285,268	51,630,809	52,095,461	49,396,373
16%	17%	21%	20%	25%	13%	16%

TOWN OF HUNTINGTON
SCHEDULE OF THE TOWN'S PROPORTIONATE SHARE OF THE NET PENSION LIABILITY
 December 31, 2020
 Last Six Fiscal Years

Employees' Retirement System

	As of March 31st					
	2020	2019	2018	2017	2016	2015
Town's proportion of the net pension liability	0.1913166%	0.1951519%	0.1954509%	0.2048107%	0.2085953%	0.2062962%
Town's proportionate share of the net pension liability	\$ 50,661,734	\$ 13,827,107	\$ 6,308,071	\$ 19,244,466	\$ 33,480,134	\$ 6,969,189
Town's covered payroll	\$ 56,576,064	\$ 55,969,007	\$ 56,617,483	\$ 52,103,438	\$ 53,342,327	\$ 55,263,873
Town's proportionate share of the net pension liability as a percentage of its covered payroll	89.55 %	24.70 %	11.14 %	36.94 %	62.76 %	12.61 %
Plan fiduciary net position as a percentage of the total pension liability	86.39%	96.27%	98.24%	94.70%	90.68%	97.95%

Notes to Schedule:

1. Data not available prior to fiscal year 2015 implementation of Government Accounting Standards Board Statement No. 68, "Accounting and Financial Reporting of Pensions".
2. The amounts presented for each fiscal year were determined as of the March 31st measurement date within the current fiscal year.
3. The discount rate used to calculate the total pension liability was decreased from 7.5% to 7.0% effective with the March 31, 2016 measurement date.
4. The discount rate used to calculate the total pension liability was decreased from 7.0% to 6.8% effective with the March 31, 2020 measurement date.
5. Increase in proportionate share of the net pension liability mainly attributable to decrease in plan fiduciary net position due to investment losses.

TOWN OF HUNTINGTON

SCHEDULE OF CHANGES IN THE TOWN'S TOTAL LENGTH OF SERVICE AWARD PROGRAM PENSION LIABILITY

December 31, 2020

Last Four Fiscal Years

Length of Service Award Program

Commack Volunteer Ambulance Corps

Measurement date as of December 31,	2019	2018	2017	2016
Service cost	\$ 89,690	\$ 129,885	\$ 112,498	\$ 139,147
Interest	71,926	67,872	69,239	63,742
Changes of assumptions or other inputs	147,219	(178,075)	188,282	(181,073)
Differences between expected and actual experience	9,504	(119,522)	(77,588)	(96,437)
Benefit payments	(33,512)	(30,062)	(26,484)	(22,284)
Net change in total pension liability	284,827	(129,902)	265,947	(96,905)
Total pension liability - beginning	1,903,059	2,032,961	1,767,014	1,863,919
Total pension liability - ending	2,187,886	1,903,059	2,032,961	1,767,014
Covered payroll	N/A	N/A	N/A	N/A
Total pension liability as a percentage of covered payroll	N/A	N/A	N/A	N/A

Huntington Community First Aid Squad, Inc.

Measurement date as of December 31,	2019	2018	2017	2016
Service cost	\$ 409,950	\$ 407,152	\$ 367,462	\$ 423,133
Interest	390,114	321,114	329,911	291,125
Changes of assumptions or other inputs	640,608	37,333	716,772	(687,163)
Differences between expected and actual experience	235,973	73,533	74,269	51,593
Benefit payments	(297,689)	(275,035)	(242,470)	(213,905)
Net change in total pension liability	1,378,956	564,097	1,245,944	(135,217)
Total pension liability - beginning	10,456,303	9,892,206	8,646,262	8,781,479
Total pension liability - ending	11,835,259	10,456,303	9,892,206	8,646,262
Covered payroll	N/A	N/A	N/A	N/A
Total pension liability as a percentage of covered payroll	N/A	N/A	N/A	N/A

Notes to Required Supplementary Information:

The schedule is intended to show information for 10 years. Additional years will be displayed as they become available.

The discount rate used to measure the total pension liability was based on the yield to maturity of the S&P Municipal Bond 20 Year High Grade Rate Index and was as follows:

December 31, 2016	3.71%
December 31, 2017	3.16%
December 31, 2018	3.64%
December 31, 2019	3.26%

There are no assets accumulated in a trust that meets the criteria in paragraph 4 of the GASB Statement No. 73 to pay related benefits.

TOWN OF HUNTINGTON
SCHEDULE OF TOWN'S LENGTH OF SERVICE AWARD PROGRAM PENSION LIABILITY
 December 31, 2020
 Last Five Fiscal Years

Commack Volunteer Ambulance Corps

	2020	2019	2018	2017	2016
Total Length of Service Award Program Pension Liability	\$ 2,187,886	\$ 1,903,059	\$ 2,032,961	\$ 1,767,014	1,863,919
Town's covered payroll	Not Applicable	Not Applicable	Not Applicable	Not Applicable	Not Applicable
Contributions as a percentage of covered payroll	Not Applicable	Not Applicable	Not Applicable	Not Applicable	Not Applicable

Huntington Community First Aid Squad, Inc.

	2020	2019	2018	2017	2016
Total Length of Service Award Program Pension Liability	\$ 11,835,259	\$ 10,456,303	\$ 9,892,206	\$ 8,646,262	8,781,479
Town's covered payroll	Not Applicable	Not Applicable	Not Applicable	Not Applicable	Not Applicable
Contributions as a percentage of covered payroll	Not Applicable	Not Applicable	Not Applicable	Not Applicable	Not Applicable

THIS PAGE INTENTIONALLY LEFT BLANK

COMPONENT UNITS
SCHEDULE OF DISTRICTS' CONTRIBUTIONS TO EMPLOYEES' RETIREMENT SYSTEM
LAST TEN YEARS

Greenlawn Water District

	<u>2020</u>	<u>2019</u>	<u>2018</u>
Contractually required contribution	\$ 192,766	\$ 186,586	\$ 187,488
Contributions in relation to the contractually required contribution	<u>192,766</u>	<u>186,586</u>	<u>187,488</u>
Contribution deficiency (excess)	\$ -	\$ -	\$ -
District's covered payroll	1,407,059	1,269,192	1,213,360
Contributions as a percentage of covered payroll	14%	15%	15%

South Huntington Water District

	<u>2020</u>	<u>2019</u>	<u>2018</u>
Contractually required contribution	\$ 203,980	\$ 195,746	\$ 202,948
Contributions in relation to the contractually required contribution	<u>203,980</u>	<u>195,746</u>	<u>202,948</u>
Contribution deficiency (excess)	\$ -	\$ -	\$ -
District's covered payroll	1,446,165	1,354,420	1,291,865
Contributions as a percentage of covered payroll	14%	14%	16%

<u>2017</u>	<u>2016</u>	<u>2015</u>	<u>2014</u>	<u>2013</u>	<u>2012</u>	<u>2011</u>
\$ 185,667	\$ 204,112	\$ 241,020	\$ 253,554	\$ 286,409	\$ 181,359	\$ 215,544
<u>185,667</u>	<u>204,112</u>	<u>241,020</u>	<u>253,554</u>	<u>286,409</u>	<u>181,359</u>	<u>215,544</u>
\$ -	\$ -	\$ -	\$ -	\$ -	\$ -	\$ -
1,212,152	1,160,988	1,232,499	1,315,312	1,271,843	1,198,977	1,117,345
15%	18%	20%	19%	23%	15%	19%

<u>2017</u>	<u>2016</u>	<u>2015</u>	<u>2014</u>	<u>2013</u>	<u>2012</u>	<u>2011</u>
\$ 189,105	\$ 193,255	\$ 205,756	\$ 326,700	\$ 215,311	\$ 255,066	\$ 166,737
<u>189,105</u>	<u>193,255</u>	<u>205,756</u>	<u>326,700</u>	<u>215,311</u>	<u>255,066</u>	<u>166,737</u>
\$ -	\$ -	\$ -	\$ -	\$ -	\$ -	\$ -
1,329,652	1,228,683	1,316,312	1,373,704	1,352,331	1,204,400	1,265,077
14%	16%	16%	24%	16%	21%	13%

COMPONENT UNITS
SCHEDULE OF THE DISTRICTS' PROPORTIONATE SHARE OF THE NET PENSION LIABILITY
December 31, 2020
Last Six Years

Employees' Retirement System

	2020	2019	2018	2017	2016	2015
	Greenlawn	Greenlawn	Greenlawn	Greenlawn	Greenlawn	Greenlawn
	Water	Water	Water	Water	Water	Water
	District	District	District	District	District	District
District's proportion of the net pension liability	0.0049274%	0.0047719%	0.0047076%	0.0048558%	0.0050102%	0.0052609%
District's proportionate share of the net pension liability	\$ 1,304,798	\$ 338,104	\$ 151,934	\$ 456,262	\$ 804,147	\$ 237,283
District's covered payroll	\$ 1,290,838	\$ 1,219,595	\$ 1,221,669	\$ 1,162,078	\$ 1,243,616	\$ 1,245,786
District's proportionate share of the net pension liability as a percentage of its covered payroll	101.08 %	27.72 %	12.44 %	39.26 %	64.66 %	19.05 %
Plan fiduciary net position as a percentage of the total pension liability	86.39%	96.27%	98.24%	94.70%	90.68%	97.95%
	2020	2019	2018	2017	2016	2015
	South	South	South	South	South	South
	Huntington	Huntington	Huntington	Huntington	Huntington	Huntington
	Water	Water	Water	Water	Water	Water
	District	District	District	District	District	District
District's proportion of the net pension liability	0.0038141%	0.0045444%	0.0043350%	0.0042256%	0.0043830%	0.0044837%
District's proportionate share of the net pension liability	\$ 1,009,994	\$ 321,983	\$ 139,909	\$ 397,046	\$ 703,477	\$ 151,472
District's covered payroll	\$ 1,345,966	\$ 1,262,071	\$ 1,371,833	\$ 1,256,412	\$ 1,184,360	\$ 1,358,006
District's proportionate share of the net pension liability as a percentage of its covered payroll	75.04 %	25.51 %	10.20 %	31.60 %	59.40 %	11.15 %
Plan fiduciary net position as a percentage of the total pension liability	86.39%	96.27%	98.24%	94.70%	90.68%	97.95%

OTHER SUPPLEMENTARY INFORMATION

Combining Fund Statements

TOWN OF HUNTINGTON
COMBINING BALANCE SHEET
NONMAJOR GOVERNMENTAL FUNDS
December 31, 2020

	Special Revenue Funds			
	Local			Total
	Development Corp (LDC)	Special Revenue Fund	Special Districts	
Assets				
Cash and cash equivalents	\$ 274,900	\$ -	\$ 7,253,500	\$ 7,528,400
Cash-Restricted	-	4,134,237	10,691,085	14,825,322
Prepays	-	-	108,376	108,376
Accounts receivable, net	3,000	-	521,745	524,745
Due from other funds	-	-	433,279	433,279
Total Assets	<u>\$ 277,900</u>	<u>\$ 4,134,237</u>	<u>\$ 19,007,985</u>	<u>\$ 23,420,122</u>
Liabilities				
Accounts payable & other current liabilities	\$ -	\$ -	\$ 345,010	\$ 345,010
Accrued liabilities	-	-	206,041	206,041
Due to other funds	-	-	41,123	41,123
Total Liabilities	<u>-</u>	<u>-</u>	<u>592,174</u>	<u>592,174</u>
Deferred Inflows				
Deferred revenue	-	-	167	167
Total Deferred Inflows	<u>-</u>	<u>-</u>	<u>167</u>	<u>167</u>
Fund Balance				
Non-Spendable				
Prepays	-	-	108,376	108,376
Restricted for:				
Debt service	-	-	36,676	36,676
Retirement contribution	-	-	8,309	8,309
Employee Benefit Accrual Liability	-	-	28,447	28,447
Special Revenue Fund	-	4,134,237	-	4,134,237
Length of service award program	-	-	10,617,653	10,617,653
Assigned to:				
Local Development Corporation	277,900	-	-	277,900
Fire Protection	-	-	29,854	29,854
Street Lighting	-	-	2,972,163	2,972,163
Ambulance Services	-	-	1,263,888	1,263,888
Sewer Services	-	-	2,663,516	2,663,516
Subsequent year's budget	-	-	250,000	250,000
Purchases on order	-	-	436,762	436,762
Total Fund Balance	<u>277,900</u>	<u>4,134,237</u>	<u>18,415,644</u>	<u>22,827,781</u>
Total Liabilities, Deferred Inflows & Fund Balance	<u>\$ 277,900</u>	<u>\$ 4,134,237</u>	<u>\$ 19,007,985</u>	<u>\$ 23,420,122</u>

TOWN OF HUNTINGTON
COMBINING STATEMENT OF REVENUES, EXPENDITURES
AND CHANGES IN FUND BALANCES
NONMAJOR GOVERNMENTAL FUNDS
For the Year Ended December 31, 2020

	Special Revenue Funds			
	Local			Total
	Development Corp (LDC)	Special Revenue Fund	Special Districts	
REVENUES				
Real property taxes	\$ -	\$ 186,500	\$ 11,204,192	\$ 11,390,692
Other real property tax items	-	11	16,144	16,155
Non-property tax items	-	-	144,701	144,701
Departmental income	3,000	-	1,954,598	1,957,598
Use of money and property	152	-	1,618,597	1,618,749
Sale of property and Compensation for loss	-	-	2,168,042	2,168,042
Miscellaneous local sources	-	-	114,662	114,662
State aid	-	-	26,547	26,547
Total Revenues	<u>3,152</u>	<u>186,511</u>	<u>17,247,483</u>	<u>17,437,146</u>
EXPENDITURES				
Current:				
General government support	-	-	1,872,027	1,872,027
Public safety	-	-	1,591,027	1,591,027
Health	-	-	3,248,498	3,248,498
Transportation	-	-	2,278,121	2,278,121
Economic assistance and opportunity	4,048	-	-	4,048
Home and community services	-	186,511	3,387,801	3,574,312
Employee benefits	-	-	1,771,337	1,771,337
Total Expenditures	<u>4,048</u>	<u>186,511</u>	<u>14,148,811</u>	<u>14,339,370</u>
Excess (Deficiency) of Revenues Over (Under) Expenditures	<u>(896)</u>	<u>-</u>	<u>3,098,672</u>	<u>3,097,776</u>
Other Financing Sources (Uses)				
Transfers out	-	-	(415,000)	(415,000)
Transfers out (Debt Service)	-	-	(848,638)	(848,638)
Total Other Financing Sources (Uses)	<u>-</u>	<u>-</u>	<u>(1,263,638)</u>	<u>(1,263,638)</u>
Net Change in Fund Balance	(896)	-	1,835,034	1,834,138
Fund Balances at Beginning of Year (as restated)	<u>278,796</u>	<u>4,134,237</u>	<u>16,580,610</u>	<u>20,993,643</u>
Fund Balances at End of Year	<u>\$ 277,900</u>	<u>\$ 4,134,237</u>	<u>\$ 18,415,644</u>	<u>\$ 22,827,781</u>

TOWN OF HUNTINGTON
COMBINING BALANCE SHEET
NONMAJOR GOVERNMENTAL FUNDS
SPECIAL DISTRICT FUNDS
December 31, 2020

Special Revenue Funds					
	Fire Protection District	Street Lighting District	Ambulance Districts	Sewer Districts	Total
ASSETS					
Cash and cash equivalents	\$ 45,309	\$ 3,842,559	\$ 326,208	\$ 3,039,424	\$ 7,253,500
Cash-Restricted	-	26,332	10,617,653	47,100	10,691,085
Prepays	-	32,599	-	75,777	108,376
Accounts receivable, net	-	12,321	504,401	5,023	521,745
Due from other funds	-	-	433,279	-	433,279
Total Assets	<u>\$ 45,309</u>	<u>\$ 3,913,811</u>	<u>\$ 11,881,541</u>	<u>\$ 3,167,324</u>	<u>\$ 19,007,985</u>
LIABILITIES					
Accounts payable and other current liabilities	\$ 15,455	\$ 141,373	\$ -	\$ 188,182	\$ 345,010
Accrued liabilities	-	72,657	-	133,384	206,041
Due to other funds	-	14,682	-	26,441	41,123
Total Liabilities	<u>\$ 15,455</u>	<u>\$ 228,712</u>	<u>\$ -</u>	<u>\$ 348,007</u>	<u>\$ 592,174</u>
DEFERRED INFLOWS					
Deferred revenues	-	167	-	-	167
Total Deferred Inflows	<u>-</u>	<u>167</u>	<u>-</u>	<u>-</u>	<u>167</u>
FUND BALANCE					
Non-Spendable					
Prepays	-	32,599	-	75,777	108,376
Restricted for:					
Debt service	-	-	-	36,676	36,676
Retirement contribution	-	4,769	-	3,540	8,309
Employee Benefit Accrual Liability	-	21,563	-	6,884	28,447
Length of service award program	-	-	10,617,653	-	10,617,653
Assigned to:					
Fire Protection	29,854	-	-	-	29,854
Street Lighting	-	2,972,163	-	-	2,972,163
Ambulance Services	-	-	1,263,888	-	1,263,888
Sewer Services	-	-	-	2,663,516	2,663,516
Subsequent year's budget	-	250,000	-	-	250,000
Purchases on order	-	403,838	-	32,924	436,762
Total Fund Balance	<u>29,854</u>	<u>3,684,932</u>	<u>11,881,541</u>	<u>2,819,317</u>	<u>18,415,644</u>
Total Liabilities, Deferred Inflows and Fund Balance	<u>\$ 45,309</u>	<u>\$ 3,913,811</u>	<u>\$ 11,881,541</u>	<u>\$ 3,167,324</u>	<u>\$ 19,007,985</u>

TOWN OF HUNTINGTON
COMBINING STATEMENT OF REVENUES, EXPENDITURES
AND CHANGES IN FUND BALANCES
NONMAJOR GOVERNMENTAL FUNDS
SPECIAL DISTRICT FUNDS
Year Ended December 31, 2020

	Special Revenue Funds				Total
	Fire Protection District	Street Lighting District	Ambulance Districts	Sewer Districts	
REVENUES					
Real property taxes	\$ 1,655,115	\$ 3,580,370	\$ 656,773	\$ 5,311,934	\$ 11,204,192
Other real property tax items	97	13,460	391	2,196	16,144
Non-property tax items	-	-	-	144,701	144,701
Departmental income	-	-	-	1,954,598	1,954,598
Use of money and property	5,324	36,535	1,523,954	52,784	1,618,597
Sales of property and Sale of Property and Compensation for loss	-	-	2,161,854	6,188	2,168,042
Miscellaneous local sources	-	23,497	36,433	54,732	114,662
State Aid	26,547	-	-	-	26,547
Total Revenues	<u>1,687,083</u>	<u>3,653,862</u>	<u>4,379,405</u>	<u>7,527,133</u>	<u>17,247,483</u>
EXPENDITURES					
Current:					
General government support	107,544	472,240	217,442	1,074,801	1,872,027
Public safety	1,591,027	-	-	-	1,591,027
Health	-	-	3,248,498	-	3,248,498
Transportation	-	2,278,121	-	-	2,278,121
Home and community services	-	-	-	3,387,801	3,387,801
Employee benefits	-	557,130	-	1,214,207	1,771,337
Total Expenditures	<u>1,698,571</u>	<u>3,307,491</u>	<u>3,465,940</u>	<u>5,676,809</u>	<u>14,148,811</u>
Excess (Deficiency) of Revenues Over Expenditures	<u>(11,488)</u>	<u>346,371</u>	<u>913,465</u>	<u>1,850,324</u>	<u>3,098,672</u>
Other Financing Sources (Uses)					
Transfers out	-	-	-	(415,000)	(415,000)
Transfers out (Debt Service)	-	(10,564)	-	(838,074)	(848,638)
Total Other Financing Sources (Uses)	<u>-</u>	<u>(10,564)</u>	<u>-</u>	<u>(1,253,074)</u>	<u>(1,263,638)</u>
Net Change in Fund Balance	(11,488)	335,807	913,465	597,250	1,835,034
Fund Balances at Beginning of Year	<u>41,342</u>	<u>3,349,125</u>	<u>10,968,076</u>	<u>2,222,067</u>	<u>16,580,610</u>
Fund Balances at End of Year	<u>\$ 29,854</u>	<u>\$ 3,684,932</u>	<u>\$ 11,881,541</u>	<u>\$ 2,819,317</u>	<u>\$ 18,415,644</u>

THIS PAGE INTENTIONALLY LEFT BLANK

**Schedules of Revenues, Expenditures and Changes in Fund Balance –
Budget and Actual
Nonmajor Special Revenue Funds**

TOWN OF HUNTINGTON
SCHEDULE OF REVENUES, EXPENDITURES AND CHANGES IN FUND BALANCE
BUDGET AND ACTUAL
SPECIAL REVENUE FUND
For the Year ended December 31, 2020

	Budgetary Amounts		Actual	Variance with Final Budget
	Original	Final		
REVENUES				
REAL PROPERTY TAXES				
Ad valorem taxes	\$ 186,500	\$ 186,500	\$ 186,500	\$ -
Total Real Property Taxes	<u>186,500</u>	<u>186,500</u>	<u>186,500</u>	<u>-</u>
OTHER REAL PROPERTY TAX ITEMS				
Interest and penalties on taxes	5	5	11	6
Total Other Real Property Tax Items	<u>5</u>	<u>5</u>	<u>11</u>	<u>6</u>
Total Revenues	<u>186,505</u>	<u>186,505</u>	<u>186,511</u>	<u>6</u>
EXPENDITURES				
CURRENT:				
HOME AND COMMUNITY SERVICES				
Contractual expenditures	186,505	186,505	186,511	(6)
Total Home and Community Services	<u>186,505</u>	<u>186,505</u>	<u>186,511</u>	<u>(6)</u>
Total Expenditures	<u>186,505</u>	<u>186,505</u>	<u>186,511</u>	<u>(6)</u>
Net Change in Fund Balance	<u>\$ -</u>	<u>\$ -</u>	-	<u>\$ -</u>
Fund Balance at Beginning of Year (as restated)			<u>4,134,237</u>	
Fund Balance at End of Year			<u>\$ 4,134,237</u>	

TOWN OF HUNTINGTON
SCHEDULE OF REVENUES, EXPENDITURES AND CHANGES IN FUND BALANCE
BUDGET AND ACTUAL
FIRE PROTECTION DISTRICT FUND
For the Year ended December 31, 2020

	Budgetary Amounts		Actual	Variance with Final Budget
	Original	Final		
REVENUES				
REAL PROPERTY TAXES				
Ad valorem taxes	\$ 1,655,115	\$ 1,655,115	\$ 1,655,115	\$ -
Total Real Property Taxes	<u>1,655,115</u>	<u>1,655,115</u>	<u>1,655,115</u>	<u>-</u>
OTHER REAL PROPERTY TAX ITEMS				
Interest and penalties on taxes	-	-	97	97
Total Other Real Property Tax Items	<u>-</u>	<u>-</u>	<u>97</u>	<u>97</u>
USE OF MONEY AND PROPERTY				
Interest and earnings	10,000	10,000	5,324	(4,676)
Total Use of Money and Property	<u>10,000</u>	<u>10,000</u>	<u>5,324</u>	<u>(4,676)</u>
STATE AID				
State Aid - State emergency management Assistance	10,000	36,547	26,547	(10,000)
Total State Aid	<u>10,000</u>	<u>36,547</u>	<u>26,547</u>	<u>(10,000)</u>
Total Revenues	<u>1,675,115</u>	<u>1,701,662</u>	<u>1,687,083</u>	<u>-14,579</u>
EXPENDITURES				
CURRENT:				
GENERAL GOVERNMENT SUPPORT				
Other government support	107,544	107,544	107,544	-
Total General Government Support	<u>107,544</u>	<u>107,544</u>	<u>107,544</u>	<u>-</u>
PUBLIC SAFETY				
Fire protection	1,567,571	1,594,118	1,591,027	3,091
Total Public Safety	<u>1,567,571</u>	<u>1,594,118</u>	<u>1,591,027</u>	<u>3,091</u>
Total Expenditures	<u>1,675,115</u>	<u>1,701,662</u>	<u>1,698,571</u>	<u>3,091</u>
Net Change in Fund Balance	<u>\$ -</u>	<u>\$ -</u>	(11,488)	<u>\$ (11,488)</u>
Fund Balance at Beginning of Year			<u>41,342</u>	
Fund Balance at End of Year			<u>\$ 29,854</u>	

TOWN OF HUNTINGTON
SCHEDULE OF REVENUES, EXPENDITURES AND CHANGES IN FUND BALANCE
BUDGET AND ACTUAL
STREET LIGHTING DISTRICT FUND
For the Year ended December 31, 2020

	Budgetary Amounts		Actual	Variance with Final Budget
	Original	Final		
REVENUES				
REAL PROPERTY TAXES				
Ad valorem taxes	\$ 3,580,370	\$ 3,580,370	\$ 3,580,370	\$ -
Total Real Property Taxes	<u>3,580,370</u>	<u>3,580,370</u>	<u>3,580,370</u>	<u>-</u>
OTHER REAL PROPERTY TAX ITEMS				
Payment in lieu of taxes	10,000	10,000	13,250	3,250
Interest and penalties on taxes	-	-	210	210
Total Other Real Property Tax Items	<u>10,000</u>	<u>10,000</u>	<u>13,460</u>	<u>3,460</u>
USE OF MONEY AND PROPERTY				
Interest and earnings	50,000	50,000	36,535	(13,465)
Total Use of Money and Property	<u>50,000</u>	<u>50,000</u>	<u>36,535</u>	<u>(13,465)</u>
MISCELLANEOUS LOCAL SOURCES				
Miscellaneous	21,000	21,000	23,497	2,497
Total Miscellaneous Local Sources	<u>21,000</u>	<u>21,000</u>	<u>23,497</u>	<u>2,497</u>
Total Revenues	<u>\$ 3,661,370</u>	<u>\$ 3,661,370</u>	<u>\$ 3,653,862</u>	<u>\$ (7,508)</u>

(Continued)

TOWN OF HUNTINGTON
SCHEDULE OF REVENUES, EXPENDITURES AND CHANGES IN FUND BALANCE
BUDGET AND ACTUAL
STREET LIGHTING DISTRICT FUND
For the Year ended December 31, 2020

	Budgetary Amounts		Actual	Encumbrances	Variance with Final Budget
	Original	Final			
EXPENDITURES					
CURRENT:					
GENERAL GOVERNMENT SUPPORT					
Insurance	\$ 16,000	\$ 16,729	\$ 16,729	\$ -	\$ -
Other government support	454,386	459,421	455,511	-	3,910
Total General Government Support	<u>470,386</u>	<u>476,150</u>	<u>472,240</u>	<u>-</u>	<u>3,910</u>
TRANSPORTATION					
Lighting	2,798,033	3,062,621	2,278,121	403,838	380,662
Total Transportation	<u>2,798,033</u>	<u>3,062,621</u>	<u>2,278,121</u>	<u>403,838</u>	<u>380,662</u>
EMPLOYEE BENEFITS					
State employee retirement system	148,301	148,301	109,005	-	39,296
Social security	7,250	7,250	3,240	-	4,010
Workers Compensation	40,000	107,172	107,172	-	-
Life insurance	300	300	49	-	251
Unemployment insurance	5,000	5,377	5,377	-	-
Disability insurance	1,000	1,000	83	-	917
Hospital, medical and dental	357,000	354,000	281,276	-	72,724
Union welfare benefits	11,000	11,000	8,580	-	2,420
Other employee benefits	62,000	62,000	42,348	-	19,652
Total Employee Benefits	<u>631,851</u>	<u>696,400</u>	<u>557,130</u>	<u>-</u>	<u>139,270</u>
Total Expenditures	<u>3,900,270</u>	<u>4,235,171</u>	<u>3,307,491</u>	<u>403,838</u>	<u>523,842</u>
Excess (Deficiency) of Revenues Over Expenditures	<u>(238,900)</u>	<u>(573,801)</u>	<u>346,371</u>	<u>(403,838)</u>	<u>516,334</u>
Other Financing Uses					
Transfers out (Debt Service)	(11,100)	(11,100)	(10,564)	-	536
Total Other Financing (Uses)	<u>(11,100)</u>	<u>(11,100)</u>	<u>(10,564)</u>	<u>-</u>	<u>536</u>
Net Change in Fund Balance	<u>\$ (250,000)</u>	<u>\$ (584,901)</u>	<u>335,807</u>	<u>\$ (403,838)</u>	<u>\$ 516,870</u>
Fund Balance at Beginning of Year			<u>3,349,125</u>		
Fund Balance at End of Year			<u>\$ 3,684,932</u>		

TOWN OF HUNTINGTON
SCHEDULE OF REVENUES, EXPENDITURES AND CHANGES IN FUND BALANCE
BUDGET AND ACTUAL
AMBULANCE DISTRICTS FUND
For the Year ended December 31, 2020

	Budgetary Amounts		Actual	Variance with Final Budget
	Original	Final		
REVENUES				
REAL PROPERTY TAXES				
Ad valorem taxes	\$ 656,773	\$ 656,773	\$ 656,773	\$ -
Total Real Property Taxes	<u>656,773</u>	<u>656,773</u>	<u>656,773</u>	<u>-</u>
OTHER REAL PROPERTY TAX ITEMS				
Payment in lieu of taxes	150	150	353	203
Interest and penalties on taxes	20	20	38	18
Total Other Real Property Tax Items	<u>170</u>	<u>170</u>	<u>391</u>	<u>221</u>
USE OF MONEY AND PROPERTY				
Interest and earnings	13,000	13,000	1,523,954	1,510,954
Total Use of Money and Property	<u>13,000</u>	<u>13,000</u>	<u>1,523,954</u>	<u>1,510,954</u>
SALE OF PROPERTY/COMPENSATION FOR LOSS				
Insurance Recoveries	2,533,000	2,533,000	2,161,854	(371,146)
Total Sale of Property/Compensation for Loss	<u>2,533,000</u>	<u>2,533,000</u>	<u>2,161,854</u>	<u>(371,146)</u>
MISCELLANEOUS LOCAL SOURCES				
Miscellaneous	61,085	61,085	36,433	(24,652)
Total Miscellaneous Local Sources	<u>61,085</u>	<u>61,085</u>	<u>36,433</u>	<u>(24,652)</u>
Total Revenues	<u>3,264,028</u>	<u>3,264,028</u>	<u>4,379,405</u>	<u>1,115,377</u>
EXPENDITURES				
CURRENT:				
GENERAL GOVERNMENT SUPPORT				
Insurance				
Other government support	217,442	217,442	217,442	-
Total General Government Support	<u>217,442</u>	<u>217,442</u>	<u>217,442</u>	<u>-</u>
HEALTH				
Ambulance	3,271,586	3,293,886	3,248,498	45,388
Total Health	<u>3,271,586</u>	<u>3,293,886</u>	<u>3,248,498</u>	<u>45,388</u>
Total Expenditures	<u>3,489,028</u>	<u>3,511,328</u>	<u>3,465,940</u>	<u>45,388</u>
Excess (Deficiency) of Revenues Over Expenditures				
		(247,300)	913,465	1,160,765
Net Change in Fund Balance	<u>\$ (225,000.00)</u>	<u>\$ (247,300)</u>	913,465	<u>\$ 1,160,765</u>
Fund Balance at Beginning of Year			<u>10,968,076</u>	
Fund Balance at End of Year			<u>\$ 11,881,541</u>	

THIS PAGE INTENTIONALLY LEFT BLANK

TOWN OF HUNTINGTON
SCHEDULE OF REVENUES, EXPENDITURES AND CHANGES IN FUND BALANCE
BUDGET AND ACTUAL
SEWER DISTRICTS FUND
For the Year ended December 31, 2020

	Budgetary Amounts		Actual	Variance with Final Budget
	Original	Final		
REVENUES				
REAL PROPERTY TAXES				
Ad valorem taxes	\$ 5,311,934	\$ 5,311,934	\$ 5,311,934	\$ -
Total Real Property Taxes	<u>5,311,934</u>	<u>5,311,934</u>	<u>5,311,934</u>	<u>-</u>
OTHER REAL PROPERTY TAX ITEMS				
Payment in lieu of taxes	1,700	1,700	1,885	185
Interest and penalties on taxes	500	500	311	(189)
Total Other Real Property Tax Items	<u>2,200</u>	<u>2,200</u>	<u>2,196</u>	<u>(4)</u>
NON-PROPERTY TAX ITEMS				
Local government assistance	144,701	144,701	144,701	-
Total Non-Property Tax Items	<u>144,701</u>	<u>144,701</u>	<u>144,701</u>	<u>-</u>
DEPARTMENTAL INCOME				
Sewer charges	1,700,000	1,700,000	1,954,598	254,598
Total Departmental Income	<u>1,700,000</u>	<u>1,700,000</u>	<u>1,954,598</u>	<u>254,598</u>
USE OF MONEY AND PROPERTY				
Interest and earnings	83,500	83,500	52,784	(30,716)
Total Use of Money and Property	<u>83,500</u>	<u>83,500</u>	<u>52,784</u>	<u>(30,716)</u>
SALE OF PROPERTY/COMPENSATION FOR LOSS				
Insurance Recoveries	-	-	6,188	6,188
Total Sale of Property/Compensation for Loss	<u>-</u>	<u>-</u>	<u>6,188</u>	<u>6,188</u>
MISCELLANEOUS LOCAL SOURCES				
Miscellaneous	50,500	50,500	54,732	4,232
Total Miscellaneous Local Sources	<u>50,500</u>	<u>50,500</u>	<u>54,732</u>	<u>4,232</u>
STATE AID				
State Aid - Other	-	12,500	-	(12,500)
Total State Aid	<u>-</u>	<u>12,500</u>	<u>-</u>	<u>(12,500)</u>
Total Revenues	<u>\$ 7,292,835</u>	<u>\$ 7,305,335</u>	<u>\$ 7,527,133</u>	<u>\$ 221,798</u>

(Continued)

TOWN OF HUNTINGTON
SCHEDULE OF REVENUES, EXPENDITURES AND CHANGES IN FUND BALANCE
BUDGET AND ACTUAL
SEWER DISTRICTS FUND
For the Year ended December 31, 2020

	Budgetary Amounts		Actual	Encumbrances	Variance with Final Budget
	Original	Final			
EXPENDITURES					
CURRENT:					
GENERAL GOVERNMENT SUPPORT					
Insurance	\$ 30,750	\$ 31,378	\$ 31,020	\$ -	\$ 358
Other government support	1,040,467	1,108,104	1,043,781	-	64,323
Total General Government Support	<u>1,071,217</u>	<u>1,139,482</u>	<u>1,074,801</u>	<u>-</u>	<u>64,681</u>
HOME AND COMMUNITY SERVICES					
Sewer	3,875,974	3,914,075	3,387,801	32,924	493,350
Total Home and Community Services	<u>3,875,974</u>	<u>3,914,075</u>	<u>3,387,801</u>	<u>32,924</u>	<u>493,350</u>
EMPLOYEE BENEFITS					
State employee retirement system	344,000	344,049	284,513	-	59,536
Social security	10,445	10,445	-	-	10,445
Workers Compensation	105,000	167,009	165,760	-	1,249
Life insurance	1,000	1,000	-	-	1,000
Unemployment insurance	8,000	8,000	-	-	8,000
Disability benefits	750	750	-	-	750
Hospital, medical and dental	935,449	849,920	737,754	-	112,166
Other employee benefits	92,000	92,000	26,180	-	65,820
Total Employee Benefits	<u>1,496,644</u>	<u>1,473,173</u>	<u>1,214,207</u>	<u>-</u>	<u>258,966</u>
Total Expenditures	<u>6,443,835</u>	<u>6,526,730</u>	<u>5,676,809</u>	<u>32,924</u>	<u>816,997</u>
Excess (Deficiency) of Revenues					
Over Expenditures	<u>849,000</u>	<u>778,605</u>	<u>1,850,324</u>	<u>(32,924)</u>	<u>1,038,795</u>
Other Financing Sources (Uses)					
Transfers out		(415,000)	(415,000)	-	-
Transfers out (Debt Service)	(849,000)	(849,000)	(838,074)	-	10,926
Total Other Financing Sources (Uses)	<u>(849,000)</u>	<u>(1,264,000)</u>	<u>(1,253,074)</u>	<u>-</u>	<u>10,926</u>
Net Change in Fund Balance	<u>\$ -</u>	<u>\$ (485,395)</u>	597,250	<u>\$ (32,924)</u>	<u>\$ 1,049,721</u>
Fund Balance at Beginning of Year			<u>2,222,067</u>		
Fund Balance at End of Year			<u>\$ 2,819,317</u>		

TOWN OF HUNTINGTON
SCHEDULE OF REVENUES, EXPENDITURES AND CHANGES IN FUND BALANCE
BUDGET AND ACTUAL
DEBT SERVICE FUND
Year ended December 31, 2020

	Budgetary Amounts		Actual	Variance with Final Budget Over (Under)
	Original	Final		
EXPENDITURES				
CURRENT:				
GENERAL GOVERNMENT SUPPORT				
Issuance cost	\$ -	\$ -	\$ 38,239	\$ (38,239)
Total General Government Support	-	-	38,239	(38,239)
DEBT SERVICE				
Principal	-	10,105,914	10,105,914	-
Interest	-	2,685,213	2,685,213	-
Total Debt Service	-	12,791,127	12,791,127	-
Total Expenditures	-	12,791,127	12,829,366	(38,239)
Deficiency of Revenues				
Over Expenditures	-	(12,791,127)	(12,829,366)	(38,239)
Other Financing Sources				
Transfers In	-	12,791,127	12,791,127	-
Premiums on obligations	-	-	412,774	412,774
Issuance of refunding bonds	-	-	2,563,623	2,563,623
Payments to refunded bond escrow agent	-	-	(2,938,158)	(2,938,158)
Total Other Financing Sources	-	12,791,127	12,829,366	38,239
Net Change in Fund Balance				
	\$ -	\$ -	-	\$ -
Fund Balance at Beginning of Year				
			-	
Fund Balance at End of Year			\$ -	

**DISCRETELY PRESENTED
COMPONENT UNITS**

These component units of the Town provide water services to residents and businesses within the districts. These districts are organized under New York State Town Law and have separately elected boards. Long-term debt, backed by the full faith and credit of the Town, and other matters result in an interdependency with the Town.

TOWN OF HUNTINGTON
DISCRETELY PRESENTED COMPONENT UNITS
COMBINING STATEMENT OF NET POSITION
December 31, 2020

	South Huntington Water District	Greenlawn Water District	Totals
ASSETS			
Current Assets			
Cash and cash equivalents	\$ 11,294,479	\$ 4,889,156	\$ 16,183,635
Cash Restricted	-	5,204,430	5,204,430
Accounts receivable, net	1,314,907	1,119,462	2,434,369
Due from federal, state and other governments	860,013	-	860,013
Inventory of materials and supplies	261,777	73,093	334,870
Prepays	94,878	127,913	222,791
Total Current Assets	<u>13,826,054</u>	<u>11,414,054</u>	<u>25,240,108</u>
Non-Current Assets			
Non-depreciable capital assets	3,167,515	503,333	3,670,848
Depreciable capital assets, net of depreciation	40,312,969	17,769,792	58,082,761
Total Non-Current Assets	<u>43,480,484</u>	<u>18,273,125</u>	<u>61,753,609</u>
Total Assets	<u>57,306,538</u>	<u>29,687,179</u>	<u>86,993,717</u>
Deferred Outflow of Resources			
Pensions	825,893	930,959	1,756,852
Other postemployment benefits	1,527,589	1,542,801	3,070,390
Total Deferred Outflow of Resources	<u>2,353,482</u>	<u>2,473,760</u>	<u>4,827,242</u>
LIABILITIES AND NET POSITION			
Current Liabilities			
Accounts payable and other current liabilities	1,576,158	105,089	1,681,247
Accrued liabilities	-	236,374	236,374
Accrued interest payable	-	75,225	75,225
Deposits	300,428	-	300,428
Non-current liabilities due within one year	2,215,017	554,531	2,769,548
Total Current Liabilities	<u>4,091,603</u>	<u>971,219</u>	<u>5,062,822</u>
Non-Current Liabilities			
Due in more than one year	22,446,884	16,897,548	39,344,432
Total Non-Current Liabilities	<u>22,446,884</u>	<u>16,897,548</u>	<u>39,344,432</u>
Total Liabilities	<u>26,538,487</u>	<u>17,868,767</u>	<u>44,407,254</u>
Deferred Inflow of Resources			
Pensions	55,082	34,613	89,695
Other postemployment benefits	1,165,512	1,197,290	2,362,802
Total Deferred inflow of Resources	<u>1,220,594</u>	<u>1,231,903</u>	<u>2,452,497</u>
NET POSITION			
Investment in capital assets, net of related debt	32,726,423	13,951,048	46,677,471
Restricted for:			
Capital Projects	4,040,831	1,427,352	5,468,183
Employee benefit accrued liability	-	102,791	102,791
Unrestricted	(4,866,315)	(2,420,922)	(7,287,237)
Total Net Position	<u>\$ 31,900,939</u>	<u>\$ 13,060,269</u>	<u>\$ 44,961,208</u>

TOWN OF HUNTINGTON
DISCRETELY PRESENTED COMPONENT UNITS
COMBINING STATEMENT OF ACTIVITIES
For the Year ended December 31, 2020

	South Huntington Water District	Greenlawn Water District	Totals
REVENUES			
Charges for services	\$ 5,386,695	\$ 2,892,996	\$ 8,279,691
Capital grants and contributions	671,818	-	671,818
Real property taxes	4,239,265	2,483,468	6,722,733
Interest and investment income	619,745	643,304	1,263,049
Miscellaneous	94,868	1,035,117	1,129,985
Total Revenues	<u>11,012,391</u>	<u>7,054,885</u>	<u>18,067,276</u>
EXPENSES			
Current:			
Home and community services	9,286,454	6,528,352	15,814,806
Total Expenditures	<u>9,286,454</u>	<u>6,528,352</u>	<u>15,814,806</u>
Changes in Net Position	1,725,937	526,533	2,252,470
Net Position at Beginning of Year	30,175,002	12,533,736	42,708,738
Net Position at End of Year	<u>\$ 31,900,939</u>	<u>\$ 13,060,269</u>	<u>\$ 44,961,208</u>

THIS PAGE INTENTIONALLY LEFT BLANK

STATISTICAL SECTION

The comprehensive statistical data for the Town includes, in some cases, statistical information for the villages, school districts, and special districts which are not part of the Town reporting entity. It is intended to provide readers of this report with a broader and more complete understanding of the Town and its financial affairs than is possible from the financial statements and schedules included in the Financial Section. Many tables in this section cover several years for comparison purposes, and may present data from outside of the Town's accounting records. This part of the Town of Huntington's Comprehensive Annual Financial Report presents detailed information as a context for understanding what the information in the financial statements, note disclosures, and required supplementary information says about the government's overall financial health.

	<u>Page</u>
Financial Trends These schedules contain information to help the reader understand how the government's financial performance and well-being have changed over time.	150-157
Revenue Capacity These schedules contain information to help the reader assess the government's most significant local revenue source, the property tax.	158-163
Debt Capacity These schedules present information to help the reader assess the Affordability of the government's current level s of outstanding debt and the government's ability to issue additional debt in the future.	164-167
Demographic and Economic Information These schedules offer demographic and economic indicators to help the Reader understand the environment within which the government's Financial activities take place.	168-169
Operating Information These schedules contain service and infrastructure data to help the reader understand how the information in the government's financial report relates to the services the government provides and the activities it performs.	170-175

TOWN OF HUNTINGTON
NET POSITION BY COMPONENT
LAST TEN YEARS
(accrual basis of accounting)

<u>Year Ended December 31,</u>	<u>2020</u>	<u>2019</u>	<u>2018</u>	<u>2017</u>
Primary government				
Governmental activities				
Net investment in capital assets	\$ 267,102,385	\$ 260,143,628	\$ 262,758,314	\$ 258,943,999
Restricted	35,072,410	31,856,863	30,455,610	24,837,509
Unrestricted	<u>(280,434,183)</u>	<u>(256,757,420)</u>	<u>(257,003,824)</u>	<u>(97,250,612)</u>
Total primary governmental net position	<u>\$ 21,740,612</u>	<u>\$ 35,243,071</u> ²	<u>\$ 36,210,100</u>	<u>\$ 186,530,896</u>

1. Excludes restatement of net pension liability of \$2.3 million.

2. Excludes restatement of GASB Statement NO. 84 "Fiduciary activities" of \$4.1 million.

Source: Office of the Comptroller and the audited financial statements of the Town of Huntington

<u>2016</u>	<u>2015</u>	<u>2014</u>	<u>2013</u>	<u>2012</u>	<u>2011</u>
\$ 260,114,664	\$ 259,128,388	\$ 254,011,721	\$ 259,663,495	\$ 245,737,404	\$ 245,685,682
16,587,022	18,576,649	20,407,556	22,649,980	15,237,323	16,229,038
<u>(80,941,563)</u>	<u>(71,915,560)</u>	<u>(64,637,706)</u>	<u>(51,961,730)</u>	<u>(26,378,032)</u>	<u>(22,650,385)</u>
<u>\$ 195,760,123</u>	<u>\$ 205,789,477</u>	<u>\$ 209,781,571</u> ¹	<u>\$ 230,351,745</u>	<u>\$ 234,596,695</u>	<u>\$ 239,264,335</u>

TOWN OF HUNTINGTON
CHANGES IN NET POSITION
LAST TEN YEARS
(accrual basis of accounting)

<u>Year Ended December 31,</u>	<u>2020</u>	<u>2019</u>	<u>2018</u>	<u>2017</u>
Expenses				
Governmental activities:				
General government support	\$54,735,314	\$46,923,442	\$45,651,907	\$46,687,794
Public safety	18,223,276	16,655,321	14,921,644	15,770,788
Health	4,823,929	5,576,953	4,539,907	3,234,732
Transportation	53,260,082	47,651,589	41,765,421	47,394,507
Economic assistance and opportunity	4,304,635	3,761,996	3,565,391	3,791,487
Culture and recreation	20,980,927	21,419,526	18,082,148	20,324,215
Home and community service	61,223,017	55,793,549	53,525,765	53,692,809
Interest on long-term debt	2,189,098	2,219,040	2,277,418	1,956,904
Total governmental activities expenses	<u>219,740,278</u>	<u>200,001,416</u>	<u>184,329,601</u>	<u>192,853,236</u>
Program Revenues				
Governmental activities:				
Charges for services:				
General government support	\$4,443,461	\$6,246,015	\$6,180,100	\$6,400,496
Public safety	1,699,027	3,325,365	2,782,341	2,719,690
Health	238,890	250,950	237,070	229,310
Transportation	760,039	1,131,934	1,202,052	893,228
Economic assistance and opportunity	190,049	338,701	376,781	376,293
Culture and recreation	5,716,970	7,379,161	7,103,584	7,381,399
Home and community service	21,157,852	20,356,977	19,787,598	19,440,455
Operating grants and contributions	12,503,749	6,122,253	6,107,210	5,732,689
Capital grants and contributions	921,642	860,635	222,510	704,291
Total governmental activities program revenues	<u>47,631,679</u>	<u>46,011,991</u>	<u>43,999,246</u>	<u>43,877,851</u>
Total primary government program revenues	<u>\$ 47,631,679</u>	<u>\$ 46,011,991</u>	<u>\$ 43,999,246</u>	<u>\$ 43,877,851</u>
Net (Expense)/Revenue				
Governmental activities	<u>\$ (172,108,599)</u>	<u>\$ (153,989,425)</u>	<u>\$ (140,330,355)</u>	<u>\$ (148,975,385)</u>
Total primary government net expense	<u>\$ (172,108,599)</u>	<u>\$ (153,989,425)</u>	<u>\$ (140,330,355)</u>	<u>\$ (148,975,385)</u>
General Revenues and Other Changes in Net Position				
Governmental Activities				
Real property taxes	\$125,620,454	\$122,867,438	\$119,860,004	\$117,761,111
Mortgage tax	11,588,646	8,627,163	8,758,732	9,269,448
Other taxes	5,346,999	6,173,676	5,501,430	5,602,118
Unrestricted grants and contributions	-	-	-	-
Interest earnings	3,585,262	3,928,752	2,872,950	2,767,823
State aid-unrestricted	1,067,256	1,067,256	1,067,256	1,067,256
Special Item	-	-	-	-
Miscellaneous	7,263,285	10,070,251	10,055,290	6,904,063
Total governmental activities	<u>154,471,902</u>	<u>152,734,536</u>	<u>148,115,662</u>	<u>143,371,819</u>
Total primary government	<u>\$ 154,471,902</u>	<u>\$ 152,734,536</u>	<u>\$ 148,115,662</u>	<u>\$ 143,371,819</u>
Change in Net Position				
Governmental Activities	<u>\$ (17,636,697)</u>	<u>\$ (1,254,889)</u>	<u>\$ 7,785,307</u>	<u>\$ (5,603,566)</u>

Source: Office of the Comptroller and the audited financial statements of the Town of Huntington

<u>2016</u>	<u>2015</u>	<u>2014</u>	<u>2013</u>	<u>2012</u>	<u>2011</u>
\$44,950,816	\$40,273,049	\$41,719,964	\$ 38,235,587	\$ 41,391,051	\$ 39,036,309
15,420,172	13,902,197	14,465,259	13,568,077	13,800,053	12,123,722
2,958,022	3,366,426	3,526,646	3,440,004	3,302,681	3,052,675
45,629,853	47,669,222	52,657,107	50,671,798	59,810,512	50,963,397
3,565,307	3,188,292	3,395,864	3,288,214	3,394,231	3,335,597
19,208,972	18,496,883	21,483,238	23,333,531	20,374,655	18,824,298
54,307,903	50,030,197	50,666,829	52,238,856	40,672,616	46,382,915
2,700,334	2,833,326	2,983,178	2,683,833	3,193,082	3,903,598
<u>188,741,379</u>	<u>179,759,592</u>	<u>190,898,085</u>	<u>187,459,900</u>	<u>185,938,881</u>	<u>177,622,511</u>
\$5,948,409	\$ 5,692,858	\$ 4,926,059	\$ 4,815,610	\$ 4,428,836	\$ 8,177,246
2,563,607	2,324,327	2,012,936	1,803,881	1,317,625	1,230,831
232,950	227,660	219,720	219,180	208,700	210,970
1,337,183	1,098,912	738,867	601,018	462,488	736,177
383,472	312,380	335,082	304,172	309,956	276,643
7,472,694	7,167,157	8,064,953	8,124,066	8,205,323	7,620,757
19,081,789	19,292,953	17,963,084	18,085,563	14,700,673	18,212,053
5,298,821	6,682,848	5,923,624	16,123,065	21,469,143	8,869,297
457,168	2,994,958	1,680,112	3,102,784	1,407,987	8,009,856
<u>42,776,093</u>	<u>45,794,053</u>	<u>41,864,437</u>	<u>53,179,339</u>	<u>52,510,731</u>	<u>53,343,830</u>
<u>\$ 42,776,093</u>	<u>\$ 45,794,053</u>	<u>\$ 41,864,437</u>	<u>\$ 53,179,339</u>	<u>\$ 52,510,731</u>	<u>\$ 53,343,830</u>
<u>\$ (145,965,286)</u>	<u>\$ (133,965,539)</u>	<u>\$ (149,033,648)</u>	<u>\$ (134,280,561)</u>	<u>\$ (133,428,150)</u>	<u>\$ (124,278,681)</u>
<u>\$ (145,965,286)</u>	<u>\$ (133,965,539)</u>	<u>\$ (149,033,648)</u>	<u>\$ (134,280,561)</u>	<u>\$ (133,428,150)</u>	<u>\$ (124,278,681)</u>
\$114,486,165	\$112,993,330	\$ 109,929,165	\$ 109,889,320	\$ 113,181,079	\$ 107,674,455
8,695,368	7,896,508	6,423,492	7,988,336	6,742,019	6,678,915
5,298,960	5,032,462	4,822,112	4,513,225	390,204	484,626
-	(72,710)	-	-	-	9,176
1,738,647	1,557,627	1,351,384	1,390,584	2,014,266	949,519
1,067,256	1,067,256	1,067,256	1,067,256	1,067,256	1,067,256
-	-	(19,781)	-	3,948,106	-
4,649,536	3,814,070	3,628,523	6,163,186	-	5,705,282
<u>135,935,932</u>	<u>132,288,543</u>	<u>127,202,151</u>	<u>131,011,907</u>	<u>127,342,930</u>	<u>122,569,229</u>
<u>\$ 135,935,932</u>	<u>\$ 132,288,543</u>	<u>\$ 127,202,151</u>	<u>\$ 131,011,907</u>	<u>\$ 127,342,930</u>	<u>\$ 122,569,229</u>
<u>\$ (10,029,354)</u>	<u>\$ (1,676,996)</u>	<u>\$ (21,831,497)</u>	<u>\$ (3,268,654)</u>	<u>\$ (6,085,220)</u>	<u>\$ (1,709,452)</u>

TOWN OF HUNTINGTON
FUND BALANCES OF GOVERNMENTAL FUNDS
LAST TEN YEARS
(modified accrual basis of accounting)

<u>Year Ended December 31,</u>	<u>2020</u>	<u>2019</u>	<u>2018</u>	<u>2017</u>
General Fund				
Nonspendable	\$ 1,479,230	\$ 1,470,676	\$ 1,456,969	\$ 1,393,075
Restricted	14,393,713	16,514,841	17,402,400	14,891,362
Assigned	970,837	719,777	710,955	507,041
Unassigned	22,683,353	19,180,744	13,930,579	13,398,796
Total General Fund	<u>\$ 39,527,133</u>	<u>\$ 37,886,038</u>	<u>\$ 33,500,903</u>	<u>\$ 30,190,274</u>
All other governmental funds				
Nonspendable	\$ 1,039,011	\$ 1,035,075	\$ 1,010,361	\$ 1,006,813
Restricted	47,295,368	32,418,139	31,979,589	9,946,147
Assigned	33,349,782	28,911,466	22,978,416	36,498,027
Unassigned, reported in:				
Community Development	(1,804,277)	(1,922,963)	(1,119,634)	(1,009,628)
Total all other governmental funds	<u>\$ 79,879,884</u>	<u>\$ 60,441,717</u>	<u>\$ 54,848,732</u>	<u>\$ 46,441,359</u>

Source: Office of the Comptroller and audited financial statements of the Town of Huntington

<u>2016</u>	<u>2015</u>	<u>2014</u>	<u>2013</u>	<u>2012</u>	<u>2011</u>
\$ 1,298,983	\$ 1,145,091	\$ 1,065,926	\$ 1,037,161	\$ 1,038,259	\$ 970,613
14,146,148	15,941,518	16,722,415	18,464,541	23,756,924	20,461,112
1,108,339	1,107,420	1,389,557	1,696,483	2,640,211	3,018,000
8,773,094	5,572,413	4,756,176	7,148,985	11,435,795	11,221,787
<u>\$ 25,326,564</u>	<u>\$ 23,766,442</u>	<u>\$ 23,934,074</u>	<u>\$ 28,347,170</u>	<u>\$ 38,871,189</u>	<u>\$ 35,671,512</u>
\$ 944,370	\$ 836,989	\$ 826,253	\$ 805,303	\$ 464,581	\$ 746,844
2,440,874	2,635,131	3,685,141	4,990,742	12,617,074	18,362,285
31,535,017	26,857,735	30,411,502	35,977,907	16,913,749	17,170,751
(1,083,201)	(922,289)	(947,800)	-	-	-
<u>\$ 33,837,060</u>	<u>\$ 29,407,566</u>	<u>\$ 33,975,096</u>	<u>\$ 41,773,952</u>	<u>\$ 29,995,404</u>	<u>\$ 36,279,880</u>

TOWN OF HUNTINGTON
CHANGES IN FUND BALANCES OF GOVERNMENTAL FUNDS
LAST TEN YEARS
(modified accrual basis of accounting)

Year Ended December 31,	<u>2020</u>	<u>2019</u>	<u>2018</u>	<u>2017</u>
Revenues				
Real property taxes	\$ 125,620,454	\$ 122,867,438	\$ 119,860,004	\$ 117,761,111
Other real property tax items	601,246	576,186	504,314	569,652
Non-property taxes	4,745,753	5,597,490	4,997,116	5,032,466
Departmental income	40,210,929	43,742,517	42,030,128	41,306,556
Intergovernmental charges	236,097	186,417	280,631	237,318
Use of money and property	3,585,262	3,928,752	2,872,950	2,767,823
License and permits	1,670,115	2,335,043	2,131,874	2,030,194
Fines and forfeitures	656,502	1,609,378	1,163,599	1,204,294
Sale of property & compensation for loss	3,018,145	5,009,334	3,487,765	3,412,729
Miscellaneous and local sources	4,265,140	6,039,620	6,565,578	3,500,143
Interfund revenues	4,686,461	4,488,953	4,482,286	4,763,246
State aid	16,263,695	14,945,330	14,724,998	14,604,907
Federal aid	8,431,818	1,924,692	1,516,609	1,933,929
Total Revenues	<u>213,991,617</u>	<u>213,321,150</u>	<u>204,617,852</u>	<u>199,124,368</u>
Expenditures				
Current:				
General government support	34,263,448	34,129,897	33,063,132	34,391,892
Public safety	9,548,696	9,670,658	9,307,105	9,276,598
Health	4,069,695	4,109,240	3,885,707	3,142,219
Transportation	31,349,562	29,057,915	26,565,863	27,458,278
Economic assistance and opportunity	2,310,915	2,306,492	2,297,365	2,265,452
Culture and recreation	12,196,141	13,146,479	12,392,839	12,790,979
Home and community service	56,543,506	54,773,865	52,688,818	50,155,058
Employee benefits	38,133,336	37,420,262	38,595,778	36,519,512
Capital outlay	12,848,379	14,711,690	11,552,152	12,416,379
Debt Service:				
Principal	10,105,914	10,099,472	10,047,853	10,123,109
Interest	2,685,213	2,654,110	2,618,852	2,375,430
Total Expenditures	<u>214,054,805</u>	<u>212,080,080</u>	<u>203,015,464</u>	<u>200,914,906</u>
Excess of revenues over (under) expenditures	<u>(63,188)</u>	<u>1,241,070</u>	<u>1,602,388</u>	<u>(1,790,538)</u>
Other financing sources (uses)				
Amortization of retirement system contribution	-	-	-	-
Bonds issued	16,969,974	8,381,618	10,000,000	12,840,000
Capital leases	-	-	-	-
Transfers in	17,772,588	17,426,438	14,705,836	14,486,862
Transfers out	(17,772,588)	(17,426,438)	(14,705,836)	(14,486,862)
Issuance of refunding bonds	2,563,623	4,500,471	4,086,165	17,430,000
Premiums on obligations	412,774	636,511	422,170	1,855,536
Payments to refund bond escrow agent	(2,938,158)	(5,069,410)	(4,392,721)	(19,149,308)
Total other financing sources (uses)	<u>17,008,213</u>	<u>8,449,190</u>	<u>10,115,614</u>	<u>12,976,228</u>
Net change in fund balances	<u>\$ 16,945,025</u>	<u>\$ 9,690,260</u>	<u>\$ 11,718,002</u>	<u>\$ 11,185,690</u>
Debt service as a percentage of noncapital expenditures	6.46%	6.53%	6.62%	6.64%

Source: Office of the Comptroller and the audited financial statements of the Town of Huntington

Note: Standards Board Statement No. 34, *Basic Financial Statements and Management's Discussion and Analysis for State and Local Governments*.

	2016	2015	2014	2013	2012	2011
\$	114,486,165	\$ 112,993,330	\$ 109,929,165	\$ 109,889,320	\$ 109,054,601	\$ 107,552,908
	438,480	479,802	451,627	412,497	360,204	334,396
	4,860,480	4,552,660	4,370,485	4,100,728	3,962,886	3,885,051
	41,421,297	40,601,800	38,859,896	38,686,154	34,801,298	35,902,822
	154,677	168,872	205,545	143,594	232,158	235,671
	1,738,647	1,557,627	1,351,384	1,390,584	2,014,267	1,854,711
	2,155,291	2,132,672	1,910,407	1,918,531	1,594,776	1,754,907
	1,160,476	1,136,862	1,101,734	1,135,462	760,548	646,834
	1,418,185	1,006,267	1,065,514	1,364,545	840,836	4,708,647
	3,250,372	2,807,805	2,563,009	4,774,920	2,291,436	1,888,592
	4,469,548	4,150,647	4,138,963	4,051,494	4,279,359	5,657,187
	13,728,025	13,472,502	11,452,087	12,423,562	13,441,235	14,505,595
	1,808,501	4,649,441	3,674,689	14,933,074	17,246,580	10,017,200
	<u>191,090,144</u>	<u>189,710,287</u>	<u>181,074,505</u>	<u>195,224,465</u>	<u>190,880,184</u>	<u>188,944,521</u>
	31,215,315	30,883,557	30,649,115	29,590,411	30,090,454	30,374,952
	8,881,996	8,802,980	8,614,910	8,080,611	8,034,402	7,385,006
	2,860,544	3,246,213	3,363,719	3,281,771	3,136,480	3,086,042
	26,333,036	30,872,783	29,286,713	32,264,244	38,949,298	28,737,380
	2,206,822	2,132,736	2,101,653	2,071,285	2,112,812	2,043,773
	12,436,746	12,795,662	14,057,894	14,048,065	13,850,124	13,644,237
	50,998,414	50,679,893	50,325,062	49,571,193	41,707,028	47,267,179
	35,274,274	36,572,602	33,842,793	36,012,603	34,421,468	30,302,386
	14,030,043	13,983,820	16,534,234	21,583,565	10,814,930	22,550,436
	11,110,913	10,881,634	11,007,429	10,704,821	10,654,320	11,049,744
	2,677,425	3,178,569	3,049,258	3,171,256	3,264,926	3,666,929
	<u>198,025,528</u>	<u>204,030,449</u>	<u>202,832,780</u>	<u>210,379,825</u>	<u>197,036,242</u>	<u>200,108,064</u>
	<u>(6,935,384)</u>	<u>(14,320,162)</u>	<u>(21,758,275)</u>	<u>(15,155,360)</u>	<u>(6,156,058)</u>	<u>(11,163,543)</u>
	-	-	-	-	3,905,184	-
	12,925,000	9,585,000	8,285,000	7,430,000	7,600,000	6,380,000
	-	-	-	-	18,987	139,431
	17,367,855	18,213,138	17,877,295	26,283,066	14,841,544	17,660,108
	(17,367,855)	(18,213,138)	(17,877,295)	(26,283,066)	(14,841,544)	(17,660,108)
	-	-	-	-	15,481,635	-
	-	-	-	-	(15,481,635)	-
	-	-	-	-	-	-
	<u>12,925,000</u>	<u>9,585,000</u>	<u>8,285,000</u>	<u>7,430,000</u>	<u>11,524,171</u>	<u>6,519,431</u>
\$	<u>5,989,616</u>	<u>\$ (4,735,162)</u>	<u>\$ (13,473,275)</u>	<u>\$ (7,725,360)</u>	<u>\$ 5,368,113</u>	<u>\$ (4,644,112)</u>
	7.47%	7.52%	7.30%	7.35%	7.47%	8.29%

TOWN OF HUNTINGTON
ASSESSED VALUE, STATE EQUALIZATION RATE, AND ESTIMATED FULL VALUE OF REAL PROPERTY
LAST TEN YEARS

Year Ended December 31,	Residential Property	Commercial Property	Vacant Property	Other	Less: Tax Exempt Real Property
2020	251,753,409	40,285,279	2,221,243	70,284,988	41,715,743
2019	249,953,490	40,448,723	2,199,760	72,182,906	42,158,361
2018	251,229,345	40,878,678	2,262,725	71,818,431	42,673,696
2017	251,731,395	41,331,708	2,348,216	71,327,163	42,712,594
2016	253,364,853	41,435,946	2,345,781	71,452,714	43,391,168
2015	253,773,579	41,962,696	2,373,696	71,265,542	43,618,401
2014	255,652,884	42,396,208	2,340,531	71,359,816	44,543,941
2013	257,584,341	42,433,561	2,517,806	71,492,560	45,303,795
2012	259,638,035	43,874,382	2,211,427	71,437,375	45,495,271
2011	261,810,983	45,198,563	2,204,842	71,544,679	46,445,869

Source: Town of Huntington Assessors Office, Town of Huntington IT Department

(a) - Town of Huntington's Refuse District Tax Rate is based on a flat fee, not assessed valuation.

Total Net Assessed Value	Total Direct Tax Rate (a)	State Equalization Rate	Full Valuation	Assessed Value as a Percentage of Full Value
322,829,176	31.12	0.76%	\$ 42,477,523,158	0.86%
322,626,518	30.65	0.80%	40,328,314,750	0.90%
323,515,483	29.50	0.84%	38,513,747,976	0.95%
324,025,888	28.82	0.85%	38,120,692,706	0.96%
325,208,126	27.82	0.86%	37,814,898,372	0.97%
325,757,112	27.35	0.89%	36,601,922,697	1.01%
327,205,498	26.34	0.90%	36,356,166,444	1.02%
328,724,473	26.34	0.90%	36,524,941,444	1.02%
331,665,948	25.92	0.88%	37,689,312,273	1.00%
334,313,198	25.92	0.88%	37,990,136,136	1.00%

TOWN OF HUNTINGTON
PROPERTY TAX RATES, DIRECT AND OVERLAPPING GOVERNMENTS
LAST TEN YEARS

Town Direct Rates

Years Ended December 31,	Full Valuation	State Equalization Rate	Total Taxable Assessed Value	Tax Levy For Town ²	Total Town Direct Tax Rate ¹
2020	\$ 42,477,523,158	0.76%	\$ 322,829,176	\$ 125,603,246	31.12
2019	40,328,314,750	0.80%	322,626,518	122,804,053	30.65
2018	38,513,747,976	0.84%	323,515,483	119,772,942	29.50
2017	38,120,692,706	0.85%	324,025,888	117,652,051	28.82
2016	37,814,898,372	0.86%	325,208,126	114,391,393	27.82
2015	36,601,922,697	0.89%	325,757,112	112,860,928	27.35
2014	36,356,166,444	0.90%	327,205,498	109,686,705	26.34
2013	36,524,941,444	0.90%	328,724,473	109,686,705	26.34
2012	37,689,312,273	0.88%	331,665,948	109,413,864	25.92
2011	37,990,136,136	0.88%	334,313,198	#REF!	25.18

Source: Town of Huntington Tax Warrant & IT Department

¹ Per \$100 of assessed value

² Does not include unpaid property cleanup .

Overlapping Rates

County Tax Levy For Town	Total County Direct Rate ¹	School Levy	Total School Direct Rate ¹	Total Direct & Overlapping Rates
\$ 154,877,202	47.97	\$ 779,410,089	241.43	320.53
148,758,244	46.11	751,330,496	232.88	309.64
146,967,884	45.43	730,226,559	225.72	300.64
144,608,997	44.63	716,219,155	221.04	294.49
142,720,593	43.89	704,944,597	216.77	288.47
140,542,439	43.14	694,180,118	213.10	283.59
132,626,977	40.53	677,469,063	207.05	273.92
131,965,873	40.14	659,657,285	200.67	267.16
127,337,090	38.39	643,809,830	194.11	258.43
118,888,782	35.56	579,387,049	173.31	234.05

TOWN OF HUNTINGTON
PRINCIPAL PROPERTY TAXPAYERS
CURRENT YEAR AND NINE YEARS AGO

2020				
Rank	Taxpayer	Nature of Business	Assessed Valuation	Percent of Total Assessed Valuation (a)
1	LIPA/Keyspan Energy Corporation	Utility	\$ 36,045,765	11.17%
2	The Retail Property Trust	Real Estate	2,000,000	0.62%
3	58/68 S. Service Road SPE LLC	Commercial	801,465	0.25%
4	Avalon Bay Communities	Real Estate	764,975	0.24%
5	Huntington Quadrangle	Real Estate	675,000	0.21%
6	Estee Lauder	Cosmetics	469,700	0.15%
7	Verizon	Utility	442,590	0.14%
8	Avalon Huntington Former S Corp	Real Estate	455,000	0.14%
9	Grandview Hotel Limited	Hotel	425,000	0.13%
10	3 HQ Owner LLC	Real Estate	425,000	0.13%
	Total		<u>\$ 42,504,495</u>	<u>13.18%</u>

2011				
Rank	Taxpayer	Nature of Business	Assessed Valuation	Percent of Total Assessed Valuation (b)
1	LIPA/Keyspan Energy Corp.	Utility	\$36,818,330	11.01%
2	The Retail Property Trust	Real Estate	2,050,000	0.61%
3	Verizon	Utility	\$984,302	0.29%
4	Melville Industrial Associates	Office Building	\$922,000	0.28%
5	Huntington Quadrangle #1 Co.	Real Estate	\$850,000	0.25%
6	Reckson FS Limited Partnership	Commercial	\$801,465	0.24%
7	Tribune, LLC(Newspaper)	Newspaper	\$551,000	0.16%
8	Grandview Hotel Limited	Hotel	\$550,000	0.16%
9	Avalon Bay Communities	Real Estate	\$532,400	0.16%
10	Hines Reit Three Huntington Quadrangle	Real Estate	\$500,000	0.15%
	Total		<u>\$ 44,559,497</u>	<u>13.31%</u>

Source: Town of Huntington Department of Information Technology

(a) Total taxable assessed valuations per the Town's 2019 assessment roll for taxes levied in fiscal 2020 are \$322,829,176

(b) Total taxable assessed valuations per the Town's 2010 assessment roll for taxes levied in fiscal 2011 are \$336,722,881

TOWN OF HUNTINGTON
PROPERTY TAX LEVIES AND COLLECTIONS
LAST TEN YEARS

Year Ended December 31,	Tax Levy For Town ^(a)	Total Tax Levy ^(b)	Amount Collected ^(c)	Percent Collected for Town ^(d)	Amount Uncollected ^(e)	Percent Uncollected ^(d)
2020	\$ 125,603,246	\$ 1,107,647,519	\$ 125,603,246	100.00%	\$ -	0.00%
2019	122,804,053	1,069,274,903	122,804,053	100.00%	-	0.00%
2018	119,772,942	1,041,646,475	119,772,942	100.00%	-	0.00%
2017	117,652,051	1,021,958,583	117,652,051	100.00%	-	0.00%
2016	114,391,393	1,004,921,256	114,391,393	100.00%	-	0.00%
2015	112,860,928	989,241,767	112,860,928	100.00%	-	0.00%
2014	109,686,705	960,153,294	109,686,705	100.00%	-	0.00%
2013	109,686,705	941,140,645	109,686,705	100.00%	-	0.00%
2012	109,413,864	918,665,388	109,413,864	100.00%	-	0.00%
2011	107,692,484	879,997,364	107,692,484	100.00%	-	0.00%
	<u>\$ 1,149,564,371</u>	<u>\$ 9,934,647,194</u>	<u>\$ 1,149,564,371</u>		<u>\$ -</u>	

Source: The most recent official statement of the Town of Huntington and Town of Huntington 2020 Adopted Budget

- (a) Gross levy for Town purposes. (Includes all Town controlled funds and does not include unpaid property clean up, unpaid water rents, blight abatement & board up)
- (b) Includes all Town and County taxes. (Does not include unpaid property clean up, unpaid water rents, blight abatement & board up)
- (c) At end of the levy year. (Does not include unpaid property cleanup, unpaid water rents, blight abatement, & board up)
- (d) Uncollected taxes are returned to the County for collection.
The Town retains 100% of its levy. See "Tax Collection Procedures".
All subsequent year tax collections are collected by the County.

TOWN OF HUNTINGTON
RATIOS OF OUTSTANDING DEBT BY TYPE
LAST TEN YEARS

Year Ended	Governmental Activities			Percentage of Personal Income¹	Per Capita¹
	General Obligation Bonds (Net)	Capital Leases	Total Primary Government		
2020	\$ 90,634,865	\$ 492,686	\$ 91,127,551	0.78%	454
2019	84,257,866	279,917	84,537,783	0.76%	419
2018	86,360,756	421,490	86,782,246	0.81%	425
2017	85,545,010	-	85,545,010	0.82%	419
2016	84,253,119	-	84,253,119	0.84%	412
2015	82,439,032	-	82,439,032	0.82%	404
2014	84,020,659	2,634	84,023,293	0.84%	412
2013	86,743,093	63,435	86,806,528	0.88%	427
2012	90,017,918	214,296	90,232,214	0.93%	444
2011	94,334,163	295,678	94,629,841	0.97%	467

Source: Details regarding the outstanding debt can be found in the notes to the financial statements

1. See the schedule of Demographic and Economic Statistics for personal income and population.

*Beginning in 2019, General Obligation Bonds (Net) includes premium on obligations.

TOWN OF HUNTINGTON
RATIOS OF GENERAL BONDED DEBT OUTSTANDING
LAST TEN YEARS

Year Ended	General Obligation Bonds	Less: Amounts Available in Debt Service Fund	Total	Percentage of Estimated Full Taxable Value¹ of Property	Per Capita²
2020	\$ 89,393,333	\$ (223,002)	\$ 89,170,331	0.21%	445
2019	82,903,807	(419,995)	82,483,812	0.20%	409
2018	85,190,600	(608,268)	84,582,332	0.22%	415
2017	85,545,010	(484,685)	85,060,325	0.22%	417
2016	84,253,119	(536,854)	83,716,265	0.22%	410
2015	82,439,035	(873,067)	81,565,968	0.22%	400
2014	84,020,659	(1,106,604)	82,914,055	0.23%	406
2013	86,743,093	(772,229)	85,970,864	0.24%	423
2012	90,017,918	(663,624)	89,354,294	0.24%	440
2011	94,334,163	(1,156,839)	93,177,324	0.25%	460

Note: Details regarding outstanding debt can be found in the notes to the financial statements

¹ See the Schedule of Assessed Value, Equalization Rate and Estimated Full Value of Real Property for property value data.

² Population data can be found in the Schedule of Demographic and Economic Statistics

TOWN OF HUNTINGTON
DIRECT AND OVERLAPPING GOVERNMENTAL ACTIVITIES DEBT
December 31, 2020

<u>Governmental Unit</u>	<u>Net Long-Term Debt</u>	<u>Percentage Applicable to the Town of Huntington</u>	<u>Town of Huntington Share of Debt</u>
Direct:			
Town of Huntington	\$ 89,393,333	100.00%	\$ 89,393,333
Component Units	20,161,668	100.00%	20,161,668
Total direct Debt			<u>\$ 109,555,001</u>
Overlapping:			
County	\$ 1,841,983,260	15.63%	\$ 287,901,984
Villages	4,605,752	100.00%	4,605,752
School Districts	261,439,493	70.51%	184,348,121
Library Districts	15,456,473	95.19%	14,712,826
Fire Districts	11,466,856	100.00%	11,466,856
Total overlapping debt			<u>503,035,538</u>
Total direct and overlapping debt			<u>\$ 612,590,539</u>

Source: Munistat Services, Inc.

Note: The taxpayers share of overlapping debt is based upon the amount of the Town's equalized property values taken as a percentage of each separate unit's total values.

TOWN OF HUNTINGTON
DEBT LIMIT MARGIN INFORMATION
December 31, 2020

<u>Year Ended December 31,</u>	<u>Net Assessed Valuation</u>	<u>State Equalization Rate</u>	<u>Full Valuation</u>
2020	322,829,176	0.76%	\$ 42,477,523,158
2019	322,626,518	0.80%	40,328,314,750
2018	323,515,483	0.84%	38,513,747,976
2017	324,025,888	0.85%	38,120,692,706
2016	325,208,126	0.86%	37,814,898,372
Total Five Year Full Valuation			<u>\$ 197,255,176,962</u>
Five Year Average Full Valuation of Taxable Real Property			<u>39,451,035,392</u>
Constitutional Debt Limit (7% of Average Full Valuation)			<u>2,761,572,477</u>
Outstanding Indebtedness at December 31st			109,555,001
Less: Water Bonds			<u>25,180,803</u>
Net Indebtedness Subject to Debt Limit			<u>84,374,198</u>
Net Debt Contracting Margin			<u>\$ 2,677,198,279</u>
Percentage of Net Debt Contracting Margin Available			96.94%
Percentage of Net Debt Contracting Power Exhausted			3.06%

Last Ten Years

Year	Constitutional Debt Limit	Outstanding Indebtedness December 31	Less: Appropriations for Debt Principal	Indebtedness Subject to Debt Limit	Net Debt Contracting Margin	Percentage of Net Debt Contracting Margin Available
2020	\$ 2,761,572,477	\$ 109,555,000	\$ 25,180,802	\$ 84,374,198	\$ 2,677,198,279	96.94%
2019	2,709,029,671	104,985,001	26,988,289	77,996,711	2,631,032,960	97.12%
2018	2,623,703,995	104,450,000	24,142,844	80,307,156	2,543,396,839	96.94%
2017	2,595,860,703	107,300,000	25,688,284	81,611,716	2,514,248,987	96.86%
2016	2,589,821,377	108,460,000	24,206,877	84,253,123	2,505,568,254	96.75%
2015	2,079,847,788	107,770,000	25,330,965	82,439,035	1,997,408,753	96.04%
2014	2,654,740,512	108,044,993	24,024,334	84,020,659	2,570,719,853	96.84%
2013	2,768,164,599	113,114,998	26,371,905	86,743,093	2,681,421,506	96.87%
2012	2,873,113,983	112,540,000	22,522,082	90,017,918	2,783,096,065	96.87%
2011	2,937,891,163	119,250,000	24,915,837	94,334,163	2,843,557,000	96.79%

TOWN OF HUNTINGTON
DEMOGRAPHIC AND ECONOMIC STATISTICS
LAST TEN YEARS

Year Ended December 31,	Population¹	Personal Income (millions of dollars)	Per Capita Income³	Unemployment Rate²	Year-Round Households Estimate⁴	Average Household Size Estimates⁴	Population Density Per Square Mile⁴
2020	200,503	11,751	58,606	7.9%	68,753	2.90	2,133
2019	201,546	11,107	55,107	3.3%	68,354	2.93	2,144
2018	204,011	10,715	52,523	2.9%	68,694	2.93	2,170
2017	203,974	10,470	51,332	3.8%	68,521	2.94	2,170
2016	204,398	10,029	49,067	3.5%	69,000	2.92	2,174
2015	204,088	10,072	49,349	3.5%	69,026	2.96	2,171
2014	204,088	9,989	48,943	4.4%	69,026	2.91	2,171
2013	203,447	9,830	48,315	4.5%	69,311	2.89	2,164
2012	203,138	9,653	47,519	6.2%	69,311	2.89	2,161
2011	202,633	9,725	47,994	6.3%	69,311	2.89	2,156

Sources:

- ¹ Bureau of the Census (factfinder.census.gov) American Community Survey estimates
- ² Bureau of Economic Analysis/State Department of Labor
- ³ Factfinder.census.gov and Suffolk County Planner (Peter Lambert)
- ⁴ Factfinder.census.gov

TOWN OF HUNTINGTON
PRINCIPAL EMPLOYERS
CURRENT YEAR AND NINE YEARS AGO

2020					
Rank	Name	Headquarters	Type of Business	Number of Employees	% of Total Town Employees
1	Huntington Hospital	Huntington	Hospital	2,734	2.8%
2	Canon	Melville	Imaging Products	2,497	2.6%
3	Northport Veterans Affairs Medical Center	Northport	Healthcare	2,000	2.1%
4	Henry Schein, Inc.	Melville	Medical & Dental Supplies	1,400	1.5%
5	Half Hollow Hills School District	Dix Hills	Education	1,398	1.5%
6	Western Suffolk BOCES	Huntington	Education	1,185	1.2%
7	Northport-East Northport School District	Northport	Education	1,023	1.1%
8	South Huntington School District	Huntington	Education	933	1.0%
9	Huntington School District	Huntington	Education	819	0.9%
10	Town of Huntington	Huntington	Government	815	0.8%

2011					
Rank	Name	Headquarters	Type of Business	Number of Employees	% of Total Town Employees
1	Huntington Hospital	Huntington	Hospital	2,068	2.0%
2	Northport Veterans Affairs Medical Center	Northport	Healthcare	2,000	1.9%
3	Newsday	Melville	Newspaper	1,800	1.7%
4	Estee Lauder	Melville	Cosmetics	1,629	1.6%
5	Western Suffolk BOCES	Huntington	Education	1,276	1.2%
6	Marchon Eyewear, Inc.	Melville	Healthcare	994	1.0%
7	Town of Huntington	Huntington	Government	916	0.9%
8	BAE	Greenlawn	Technology	750	0.7%
9	Henry Schein	Melville	Medical Supplies	700	0.7%
10	Marcum LLP	Melville	Consulting	600	0.6%

Source: Audit & Control

TOWN OF HUNTINGTON
FULL-TIME EQUIVALENT TOWN GOVERNMENT EMPLOYEES BY FUNCTIONS
LAST TEN YEARS

Full-time Equivalent Employees as of December 31,

	<u>2020</u>	<u>2019</u>	<u>2018</u>	<u>2017</u>	<u>2016</u>	<u>2015</u>	<u>2014</u>	<u>2013</u>	<u>2012</u>	<u>2011</u>
Function										
General government support	243	250	272	258	251	264	249	248	253	270
Public safety	89	92	89	86	90	99	82	81	78	82
Health	2	3	2	2	3	5	4	4	5	5
Transportation	204	217	233	219	222	228	224	215	218	230
Economic assistance and opportunity	24	29	27	28	26	25	27	27	27	28
Culture and recreation	120	140	141	143	142	151	148	151	149	167
Home and community services	<u>132</u>	<u>134</u>	<u>146</u>	<u>143</u>	<u>148</u>	<u>152</u>	<u>145</u>	<u>146</u>	<u>142</u>	<u>150</u>
Total	<u><u>815</u></u>	<u><u>865</u></u>	<u><u>910</u></u>	<u><u>879</u></u>	<u><u>882</u></u>	<u><u>924</u></u>	<u><u>879</u></u>	<u><u>872</u></u>	<u><u>872</u></u>	<u><u>932</u></u>

Source: Department of Information Technology

THIS PAGE INTENTIONALLY LEFT BLANK

TOWN OF HUNTINGTON
OPERATING INDICATORS BY FUNCTION
LAST TEN YEARS

Year Ended December 31,	2020	2019	2018	2017
Function				
Public Safety				
Building				
Residential building permits issued	2,011	2,533	2,439	2,767
Commercial building permits issued	222	471	619	642
Building inspections	7,205	11,822	12,609	13,035
Fire Prevention				
Fire inspections*	2,383	2,273	2,219	2,143
Transportation				
Public Transportation				
Average daily ridership	251	561	567	663
Streetlighting				
Energy Efficient Streetlights	20,296	21,740	20,800	20,840
Public Safety				
Parking violations	4,729	18,499	14,664	15,615
Accessory apartment permits	1,926	1,916	1,783	1,781
Highways and streets				
Street resurfacing (miles)	25	21	38	34
Number of trees planted	270	33	90	125
Number of trees removed	1,001	205	688	700
Culture and Recreation				
Beach permits issued	11,342	9,501	10,898	11,411
Rounds of golf	89,965	62,455	58,058	62,661
Recreation program registrations	3,283	8,482	9,521	10,193
Home and Community Services				
Sanitation				
Refuse collected (tons/day)	320.8	281.5	270.0	268.4
Recyclables collected (tons/yr)	36,013	31,736	38,308	36,174
Water				
Water main breaks	13	14	19	10
Average daily consumption (thousands of gallons)	5,205	5,220	5,175	5,183
Sewer Usage				
Average daily sewage treatment (millions of gallons)	1.9	2.1	1.9	1.7
Wastewater				
Average daily sewage treatment (thousands of gallons)	49	54	60	61

Source: Various government departments of the Town of Huntington

<u>2016</u>	<u>2015</u>	<u>2014</u>	<u>2013</u>	<u>2012</u>	<u>2011</u>
2,533	2,881	2,615	2,325	1,756	2,170
604	497	352	330	767	353
13,394	9,773	7,967	11,871	11,405	11,388
1,593	1,631	1,086	1139	1,225	1,203
725	716	698	966	870	869
20,840	15,211				
16,975	12,913	12,913	10,886	9,000	
17,762	14,256	12,876	24,879	14,000	9,104
1,749	1,661	2,205	1,689	1,667	1,555
30	20	19	30	35	28
90	158	158	160	450	340
789	646	729	858	2,400	1,900
12,754	13,297	11,429	10,708	10,529	10,453
72,136	73,163	67,147	71,120	73,299	66,242
10,441	11,678	9,898	10,892	11,109	10,906
268.4	261.2	266.5	271.3	302.0	273.0
39,521	37,730	36,983	39,360	35,520	39,528
17	12	15	13	13	8
6,011	6,089	5,529	5,940	5,496	5,512
1.6	1.8	1.9	1.9	2.5	2.5
59	47	48	50	53	44

TOWN OF HUNTINGTON
CAPITAL ASSET STATISTICS BY FUNCTION
LAST TEN YEARS

Year Ended December 31,	2020	2019	2018	2017
Function				
General Government				
Municipal Building	1	1	1	1
Maintenance Buildings	5	5	5	5
Vehicles	501	510	470	463
Public safety				
Animal Shelter	1	1	1	1
Vehicles	41	41	41	39
Transportation				
Public Transportation				
Buses	26	29	29	27
Highways and streets				
Streets (miles)	784	784	829	816
Streetlighting				
Traffic signals	287	279	279	271
Culture and recreation				
Parks	44	44	44	44
Beaches	9	9	9	9
Boat launch ramps	5	5	5	5
Golf Courses	2	2	2	2
Ice Rinks	2	2	2	2
Marinas	3	3	3	3
Rifle Ranges	0	0	0	0
Rollerblading Parks	2	2	2	2
Skateboarding Parks	2	2	2	2
Swimming pools	1	1	1	1
Home and Community Services				
Building	1	1	1	1
Sanitation				
Collection trucks	17	18	24	26
Resource Recovery Plants	1	1	1	1
Maximum daily capacity (tons burned per day)	750	750	750	750
Water				
Fire hydrants	1357	1357	1290	1290
Water mains (miles)	170	170	170	170
Maximum daily capacity (millions of gallons)	33	33	33	33
Sewer				
Sewer Treatment Plant	1	1	1	1
Sanitary sewers (miles)	35	35	26	26
Maximum daily treatment capacity (millions of gallons)	3	3	3	3

Source: Various government departments of the Town of Huntington

<u>2016</u>	<u>2015</u>	<u>2014</u>	<u>2013</u>	<u>2012</u>	<u>2011</u>
1	1	1	1	1	1
5	5	5	5	5	5
444	460	470	470	470	470
1	1	1	1	1	1
38	36	38	37	37	37
26	24	24	24	24	24
816	789	789	789	789	789
266	257	253	239	239	239
43	43	42	40	40	40
9	9	9	9	9	9
5	5	5	5	5	5
2	2	2	2	2	2
2	2	2	1	1	1
3	3	3	3	3	3
0	0	0	0	0	0
2	1	4	3	3	3
2	2	2	2	2	2
1	1	1	1	1	1
1	1	1	1	1	1
25	26	26	26	26	26
1	1	1	1	1	1
750	750	750	750	750	750
1290	1288	1284	1285	1285	1284
170	170	170	169	169	169
33	33	33	33	33	33
1	1	1	1	1	1
26	26	26	26	26	26
3	3	3	3	3	3