

TOWN OF HUNTINGTON

2026 PRELIMINARY BUDGET



TOWN BOARD

Edmund J. Smyth, Supervisor

Dr. Dave Bennardo, Councilman

Salvatore Ferro, Councilman

Brooke A. Lupinacci, Councilwoman

Theresa Mari, Councilwoman



Town of Huntington, New York

2026 Tentative Budget

Prepared by:
Department of Audit & Control

Teena Nguyen-Deputy Director of Audit & Control

Patti Caruso-Senior Accountant
Donna McNulty-Senior Accountant
Michael Becker-Accountant
George Villalta-Accountant



GOVERNMENT FINANCE OFFICERS ASSOCIATION

*Distinguished
Budget Presentation
Award*

PRESENTED TO

**Town of Huntington
New York**

For the Fiscal Year Beginning

January 01, 2025

Christopher P. Morill

Executive Director

Table of Contents

2026 Budget

	Page
1. Budget Message	
Supervisor's Letter	2
2. Introduction	
Town Organization and Services	8
Budget Guide	8
Town Officials	9
Organizational Chart	10
Strategic Direction	11
Community Profile	12
Budget Process	20
Budget Calendar	21
3. Budget Overview	
Executive Budget Summary	24
4. Financial Summaries	
Appropriations and Revenue Summary	34
Combined Annual Budgets-All Funds by Function	36
Combined Annual Budgets-All Funds by Object and Source	38
Combining Annual Budget Summary-All Funds by Function	40
Combining Annual Budget Summary-All Funds by Object and Source	42
Fund Balance Summary	44
Revenue Definitions and Forecast Methodology	45
Major Revenue Sources	46
Fund Structure	52
Fund and Function Relationship Matrix	54
5. Fund Budgets	
General Fund	
General Fund by Function	58
General Fund by Object and Source	60
Highway Fund	
Highway Fund by Function	62
Highway Fund by Object and Source	64
Consolidated Refuse Fund	
Consolidated Refuse Fund by Function	66
Consolidated Refuse Fund by Object and Source	68
Part Town Fund	
Part Town by Function	70
Part Town by Object and Source	72

Table of Contents

2026 Budget

	Page
5. Fund Budgets (continued)	
Business Improvement District Fund	
Business Improvement District Fund by Function	74
Business Improvement District Fund by Object and Source	76
Fire Protection Fund	
Fire Protection Fund by Function	78
Fire Protection Fund by Object and Source Revenue	80
Street Lighting Fund	
Street Lighting Fund by Function	82
Street Lighting Fund by Object and Source	84
Commack Ambulance Fund	
Commack Ambulance Fund by Function	86
Commack Ambulance Fund by Object and Source	88
Huntington Ambulance Fund	
Huntington Ambulance Fund by Function	90
Huntington Ambulance Fund by Object and Source	92
Huntington Sewer Fund	
Huntington Sewer Fund by Function	94
Huntington Sewer Fund by Object and Source	96
Centerport Sewer Fund	
Centerport Sewer Fund by Function	98
Centerport Sewer Fund by Object and Source	100
Waste Water Fund	
Waste Water Fund by Function	102
Waste Water Fund by Object and Source	104
Dix Hills Water District	
Dix Hills Water District by Function	106
Dix Hills Water District by Object and Source	108

Table of Contents

2026 Budget

	Page
6. Departmental Summaries and Budgets	
Assessor	112
Audit & Control	117
Engineering Services	130
Environmental Waste Management	139
General Services	147
Highway	151
Human Services	158
Information Technology	170
Maritime Services	176
Parks & Recreation	182
Planning & Environment	188
Public Safety	195
Receiver of Taxes	201
Town Attorney	204
Town Clerk	210
Town Council	219
Town Supervisor	221
Transportation & Traffic Safety	232
 7. Supplemental Schedules	
Staffing	239
Debt Information	255
Distribution of Taxes by School District	259
Exemption Impact Notice	261
Financial Policies	263
Glossary	283

Table of Contents

2026 Budget

	Page
8. Appendix A	
General Fund Revenues Detail	294
General Fund Expenditures Detail	303
Part Town Fund Revenues Detail	333
Part Town Fund Expenditures Detail	336
Board of Trustees Revenues Detail	342
Board of Trustees Expenditures Detail	343
Business Improvement District Revenues Detail	344
Business Improvement District Expenditures Detail	345
Highway Fund Revenues Detail	346
Highway Fund Expenditures Detail	348
Fire Protection Fund Revenues Detail	352
Fire Protection Fund Expenditures Detail	353
Street Lighting Fund Revenues Detail	354
Street Lighting Fund Expenditures Detail	355
Commack Ambulance District Revenues Detail	357
Commack Ambulance District Expenditures Detail	358
Huntington Community Ambulance District Revenues Detail	359
Huntington Community Ambulance District Expenditures Detail	360
Consolidated Refuse Fund Revenue Detail	361
Consolidated Refuse Fund Expenditure Detail	363
Huntington Sewer District Revenues Detail	366
Huntington Sewer District Expenditures Detail	368
Centerport Sewer District Revenues Detail	371
Centerport Sewer District Expenditures Detail	372
Waste Water Disposal District Revenues Detail	373
Waste Water Disposal District Expenditures Detail	374
Dix Hills Water District Revenues Detail	376
Dix Hills Water District Expenditures Detail	378
9. Capital Budget	
Capital Budget Program Narrative	384
Capital Budget Summary	386

Budget Message





September 2025

Dear Fellow Town Board Members,

As Supervisor and Chief Financial Officer of the Town of Huntington, I am pleased to present the Tentative Operating and Capital Budget for the Town of Huntington for 2026. For the 9th consecutive year, this proposed budget falls under the State-mandated tax cap. I wish to thank the Town Comptroller's Office, members of my staff, and all Town Department Directors and their Deputies for their input and guidance throughout this step in the budget process.

Significant budget achievements include:

- Under the tax cap for 9th Consecutive year
- No cuts to any Town Services.
- A zero percent tax increase in the General and Part Town Fund
- A zero fiscal stress score from the NYS Comptroller's Office

Pursuant to New York State Town Law Section 106, I present this Tentative Budget for your consideration. I have taken a conservative approach to expenditure allocations using previous actuals as a baseline for these costs. Particular focus was given to employee salaries, overtime, and benefits. In addition, fuel, energy, and other utility costs, contractual expenses, supply chain issues, and debt service payments were analyzed. I have incorporated realistic revenue budgeting and have not relied upon one-shot revenues as a means of balancing the 2026 Tentative Budget. We continue to provide current levels of service despite a contractual collective bargaining salary increase for all union employees.

As in prior years, the Town must comply with the New York State Tax Cap Act. This Act limits a local government's overall growth in the property tax levy to 2.00% over the prior year's levy or to the rate of inflation, whichever is less. The 2026 allowable levy growth factor is 2.00% with a tax base growth factor of .5% and an available carryover of .01%, which allows us a proposed increase of 2.54% over the 2026 tax levy—a further demonstration of our commitment to responsible budgeting.

As Town Supervisor, it is my privilege to share with you the significant achievements of the past year and our goals for the coming year. Together, we continue to build on our shared commitment to maintaining our community's fiscal health, infrastructure, environment, and overall quality of life.

The financial strength of our Town remains a cornerstone of our governance. I am pleased to report that Huntington's fiscal stewardship continues to be recognized at the highest levels. This year, Moody's Investors Services has upheld our Aaa bond rating for the fourth consecutive year, a milestone that has saved taxpayers hundreds of thousands of dollars through strategic refinancing.

For the 25th consecutive year, the Town has been awarded the Certificate of Achievement for Excellence in Financial Reporting, underscoring our transparency and accountability in financial practices.

The Town invested in road and traffic safety, parks, waterfront facilities and other infrastructure to improve reliability and quality of life with a focus on in-house improvements to save taxpayer dollars and refurbishing vehicles and equipment to extend their useful lifespan.

The Highway Department, under the leadership of Superintendent Andre Sorrentino, continued to pave a record number of road miles in 2025 through a combination of in-house crew and outside contractor crews, setting a new benchmark for the Department.

Highway has been busy this spring and summer resurfacing and repaving the damaged road surfaces throughout the Town. With over 860 miles of town roadways in our municipality, the Highway Department has been working consistently to target the area's most in need of attention in each hamlet of Huntington.

Andre and his team have worked diligently throughout the year to ensure that Huntington has the equipment and manpower to be prepared for whatever might come our way. It is directly because of the work that the Highway Department has done that Huntington is able to "weather" the storms that have impacted our communities.

During the year, Andre and his Highway Department team have:

- Completed Phase III of the Highway Department's Equipment and Fleet Rehabilitation Program.
- Achieved a major drainage milestone with the successful revitalization of 150 recharge basins since launching the program in 2022.
- Expanded departmental capabilities through the acquisition of essential equipment, including a second Vachaul, a new roller, large-scale paving machine, tree truck, street sweepers, stump grinders, rubber track excavator, five F-250 pickup trucks, snow plows, and a sickle bar mower.
- Launched a town-wide sump pump evaluation and repair program to improve stormwater management and prevent flooding.
- Oversaw the installation of new fuel tanks at the Elwood facility, enhancing fueling efficiency and environmental safety.

Looking ahead, we are committed to continuing efforts to improve and sustain Huntington's infrastructure. Our Town has long waited for the beginning of the \$66.8 million Huntington Station Hub Sewer Infrastructure Project, which began in May 2025. This project will enhance our sewer system, support the ongoing revitalization of Huntington Station, and improve the quality of life for our residents.

Maintaining the Town's infrastructure, equipment, parks, and beaches is a goal that will never go away. But, it's not the only goal we have for the Town of Huntington. In 2026, the key initiative for the Town will be customer service. And not in an inconsequential way. Across the board, in every department, we will be aggressively looking for ways to ensure that every engagement with our residents is a positive, beneficial experience. Not just for the Town but, specifically for our residents. Every phone will be answered, every email responded to, and every question answered. We are looking for timely, factual, and respectful interactions with everyone who contacts Town Hall.

In 2025, the Town of Huntington began the coordination of the new Constituent Service Call Center. This Center will spearhead this customer service function for the Town. The team members will be cross trained and will have direct contact with every department, providing them with access to information and details necessary to respond to most inquiries.

One of the key departments that we will be focusing on will be Building. A key initiative will be to simplify the Certificate of Occupancy (CO) process from permit application through CO issuance. The Division, in coordination with the Department of Information Technology, has successfully transitioned to a 100% online permitting system [OpenGov.com], which has enabled the Town to abandon the "paper system" entirely. We anticipate continuing to expand the capabilities of this online system to enhance and improve its user-friendly characteristics, improve inspection-related aspects of the system, and allow for inter-departmental communications and coordination.

I will be challenging each department to find ways to improve the quality of their interactions with our constituents. Our primary concentration will be in the areas with direct community interaction but, all departments will be focused on customer service for our residents.

In 2025, we proved that with continued focus and effort, we can make great strides in prioritizing our efforts. Our roads have never been in better shape, our parks and beaches and parking lots are being renovated and are improving steadily, and like clockwork, garbage and recycling happens effectively and efficiently. That's commitment. We are anticipating that we will meet the same outcome with improved customer service.

The Town of Huntington has a skilled, talented, and dedicated team of directors, managers, and team members. They are all committed to providing the best level of service possible.

Although we will be making a concerted focus on service, we still have several other initiatives we are looking to accomplish in the coming year. Our commitment to parks and recreation will continue in 2026, with improvements planned for William Byrne Park, Columbia Street Park, Koster Park, and Dix Hills Park. We also plan to upgrade the lights and sound system at the Chapin Rainbow Stage in Heckscher Park, ensuring our parks remain vibrant community spaces.

Huntington has solidified its reputation as a leader in climate action, consistently working to preserve and improve the environment and open space. We once again earned a Bronze certification as a New York State Climate Smart Community. We are proud of the innovative water quality initiatives led by our Maritime Department, including the Floating Upweller System (FLUPSY) for sustainable oyster farming and the Sugar Kelp program, which improves water quality and provides organic fertilizer for our parks, and the Huntington/Northport Rotary Oyster Reef Project's Town-wide shell recycling program.

We introduced Green Electric cars and trucks to our vehicle fleet, along with several EV ports and stations throughout the Town; and continue to replace light fixtures with energy-efficient LED fixtures that are dark skies compliant. These actions and more will save electricity costs and further reduce the town's carbon footprint.

In 2026 we plan to continue to expand upon these programs, and our efforts to achieve Silver certification status as a Climate Smart Community, ensuring Huntington remains at the forefront of environmental stewardship.

We remain committed to expanding affordable housing opportunities in Huntington. This year, we amended our affordable housing eligibility guidelines to prioritize volunteer firefighters and EMT's, recognizing their critical role in our community. Additional goals for the coming year are ambitious yet achievable:

- **Maintain Strong Financial Position:** We will continue our vigilant financial stewardship, ensuring the Town's fiscal health remains robust.
- **Preserve Suburban Integrity:** We will protect the character of our community by preventing land-use abuses and revitalizing key areas like the Route 110 corridor in Melville and Huntington Station.


- **Continue to Enhance Parks and Recreation:** We will continue to invest in our parks, making them more accessible and enjoyable for all residents.
- **Expand Affordable Housing:** We will establish new programs to make homeownership more accessible and continue to support our first responders.
- **Improve Infrastructure:** We will proceed with critical infrastructure projects, including the Huntington Station sewer project and maritime improvements in Huntington Harbor.

The quality of life of Town residents will always be a priority for this administration. Many initiatives and improvements have been done in-house, saving taxpayer dollars. Many other improvements have been enacted with the express input of our residents, including preserving open space where possible, refurbishing outdated equipment in our parks, and making town services more accessible to all. The Town of Huntington is moving in the right direction. With the continued collaboration and cooperation between the Town and the community, each department and staff member, and every agency and civic group, the Town will continue to endure.

As always, my staff has been advised to make themselves available to you for review of the various expenditures and revenue figures contained herein. Further, I would be more than happy to meet with you to discuss any questions and input you may have.

Thank you for your attention. I look forward to working with you toward the successful adoption of the annual Operating and Capital Budgets for the Town of Huntington for 2026.

Very truly yours,



EDMUND J. SMYTH
Supervisor

Introduction



Town of Huntington Budget Guide

Town Organization and Services

The Town of Huntington was established in 1653 and is governed by Town Law, other general laws of the State of New York, and various local laws and ordinances. The Town Supervisor is a member of the Town Board and serves as the Chief Executive Officer/Chief Financial Officer. The Town Board is the policy-making body of the Town.

The Town provides the following services to its residents: general and administrative, public safety, citizen and community services, transportation and parking, culture and recreation, utilities, planning and community development, and other operations such as refuse disposal and recycling. The 2026 Budget provides the funding for all such services.

Budget Guide

This budget document describes how the Town will achieve its goals and objectives and meet the community's needs. The intent of this budget document is to present the Town of Huntington's budget in a comprehensive and easy-to-read format.

This Budget Document is organized in the following major sections:

1. Budget Message

The Budget Message, a letter from the Town Supervisor to the Town Board provides an overview of the upcoming fiscal year budget and financial plan.

2. Introduction

This includes general information about the Town, its funds, its organization, elected and appointed officials, the mission, vision, goals and objectives, and the budget process outline.

3. Budget Overview

This section includes an Executive Budget Summary that summarizes the budget highlights.

4. Financial Summaries

This section provides a summary of revenue, expenditures, and fund balance information for the Town, information provided in both numerical and narrative formats, the Town's fund structure, budgeted positions by fund and organization, and departmental summaries.

5. Fund Budgets

This section includes a summary of the fund, budgets for each fund presented in both numerical and graphical formats, and a budget for each department containing Actual Expenses for the fiscal year 2024, Budget for the fiscal year 2025, Projected Expenses for the fiscal year 2025, and the Budget for the fiscal year 2026.

6. Departmental Summaries and Budgets

This section includes information about the Town's department's operating environment, achievements, and goals.

7. Supplemental Schedules

This section includes information about the Town of Huntington, debt information, tax rate schedules, financial policies, and a glossary of terms used in this budget document.

8. Appendix A

This appendix includes a line item budget by fund and department to supplement the departmental budget summaries.

9. Capital Budget

This section includes capital projects of \$5,000 more with a useful life of at least five years listed in the Town's Six Year Capital Plan. A description of each project and the associated cost by fiscal year is included.

Town of Huntington Town Officials

Town Board



Edmund J. Smyth
Town Supervisor



Dr. Dave Bennardo
Councilman



Salvatore Ferro
Councilman



Brooke A. Lupinacci
Councilwoman



Theresa Mari
Councilwoman

Town Clerk:

Andrew Raia

Receiver of Taxes:

Jillian Guthman

Superintendent of Highways:

Andre Sorrentino

Assessor:

Lisa Leonick

Director of Audit and Control:

Vacant

Director of Engineering:

Vacant

Director of Environmental Control:

John Clark

Director of General Services:

William Musto

Director of Human Services:

Kevin Thorbourne

Director of Information Technology:

David Genaway

Director of Maritime:

Garrett Chelius***

Director of Parks & Recreation:

Cable Todd Jamison

Director of Planning:

Anthony J. Aloisio

Director of Public Safety:

Christopher J. Lau *

Director of Transportation & Traffic Safety:

Scott R. Spittal

Town Attorney:

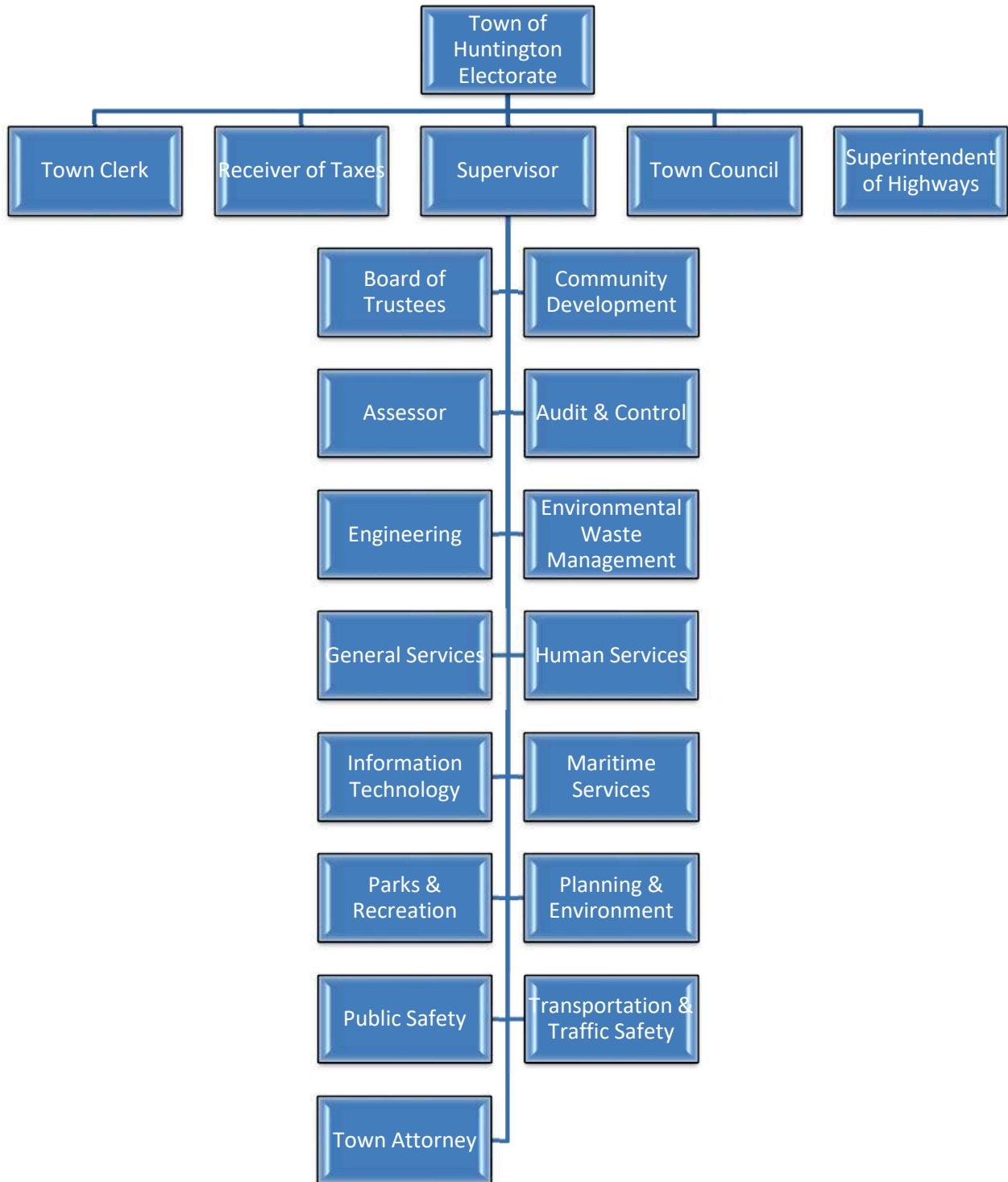
James E. Gathman**

*As of March 9, 2025

**As of August 12, 2025

*** As of October 1, 2025

Town of Huntington Organizational Chart



Town of Huntington Strategic Direction

Vision

The Town of Huntington is committed to being an outstanding place to live, work, and visit.



Mission

Deliver public services with transparency, efficiently and effectively, to meet the needs of residents, businesses, institutions and visitors on whom Huntington's prosperity depends.

Foster a sustainable Huntington through the implementation of the Town's environmental and energy efficiency improvement goals.

Promote economic development, business opportunity, and community revitalization.

Enhance the long-term health, vitality and quality of life of the Huntington community.



Town Strategic Goals and Objectives

- Maintain fiscal strength with a Town tax structure that will balance the increasing demand for services with available resources.
- Improve communication and provide emergency preparedness information to Town residents through various media sources.
- Implement Town wide Call Center to improve customer service in all departments for Town residents..

- Implement energy efficiency programs to reduce the Town's carbon footprint and energy cost savings.
- Promote policies to provide education and energy efficiency awareness to Town residents.
- Promote and implement environmental and water quality protections and improvements.
- Implement green fleet & EV charging stations throughout Town to lower carbon footprint

- Expand commercial and residential investment in the Town by investing in infrastructure.
- Expand affordable housing programs that focus on home ownership; particularly first time home buyers.
- Expand relationships and communication between Town and Chambers of Commerce, BID's and Civic Groups to promote business and community needs.

- Invest in the Town's recreational, cultural, and historical assets.
- Promote interest and use of Huntington's cultural and recreational resources.
- Continue to identify, maintain and improve town resources including parks, roadways, beaches and all community utilized spaces.

Town of Huntington Community Profile

Overview

The Town of Huntington, New York, is one of the ten Towns located on Long Island at the western end of Suffolk County adjacent to the Nassau-Suffolk County border. It is approximately 40 miles from Manhattan and 40 miles from Riverhead, the Suffolk County seat. The history of Huntington is closely associated with the early development of the American colonies. The community was originally settled in 1653, well within the lifetime of the earliest New England colonists. In the beginning, water-borne transportation gave life to the community. The natural harbors offered ready access to the farmlands of the Long Island interior. The harbor was the setting for the early Huntington community, which became the focal point for the movement of agricultural products into the commerce of the colonies. Although agriculture was its mainstay and water-borne transportation its lifeline for two centuries, in later years, the whaling industry and expanded manufacturing activity broadened the local economy and gave impetus to the expansion of the harbor communities of Cold Spring Harbor, Huntington, and Northport.

Huntington enjoys five harbors bordering the north shore of the Town: Cold Spring Harbor, Lloyd Harbor, Huntington Harbor, Centerport, and Northport. Within its coves and bays, there are a total of nine beaches maintained by the Town. The Town has also put into operations a number of marinas for the use of residents. These facilities, along with boat ramps, municipal golf courses, and park sites, provide active recreation for Town residents.

The Town provides the following services:

- Planning and Community Development: Environmental, land management, zoning, environmental open space and park fund (EOSPA), buildings review, housing services, and economic development
- Citizen and Community Services: Neighborhood improvements, senior citizen services, youth services, handicapped services, women's services, employment opportunity services, veteran's and minority affairs
- Public Safety: Emergency management, code enforcement, fire prevention, animal control and special services
- Transportation and Parking: Street and drainage maintenance, roadway improvements, public transportation
- Support Services/Legislative/Administrative: Facilities, financial, fleet, human resources, technology, legal, tax collection, records management, historic preservation
- Culture and Recreation Services: Parks, beaches, recreational, and youth programs
- Utilities: Water and Sewer Services to properties within the district.
- Other Operations: Refuse disposal, recycling, resource recovery and environmental remediation

Town of Huntington Community Profile

Demographics

Per U.S. Census Bureau 2020 Census and American Community Survey:

Population (Estimates, July 1, 2024)	204,706	
Males/Females	101,183/102,508	
Age & Sex	Persons under 5 years	4.7%
	Persons under 18 years	19.9%
	Persons 65 years and over	19.9%
	Female persons	50.3%
Per Capita Income (2023)	\$76,159	
Race	White	72.5%
	Hispanic	15.1%
	Black/African American	4.6%
	Asian	6.1%
	Other	4.6%
Families & Living Arrangements	Households	71,778
	Persons per household	2.8
Housing Occupancy	Owner Occupied	87.5%
	Renter Occupied	12.5%
Educational attainment, 25 years and older	High School graduate	96.1%
	Bachelors Degree or higher	56.1%

Population

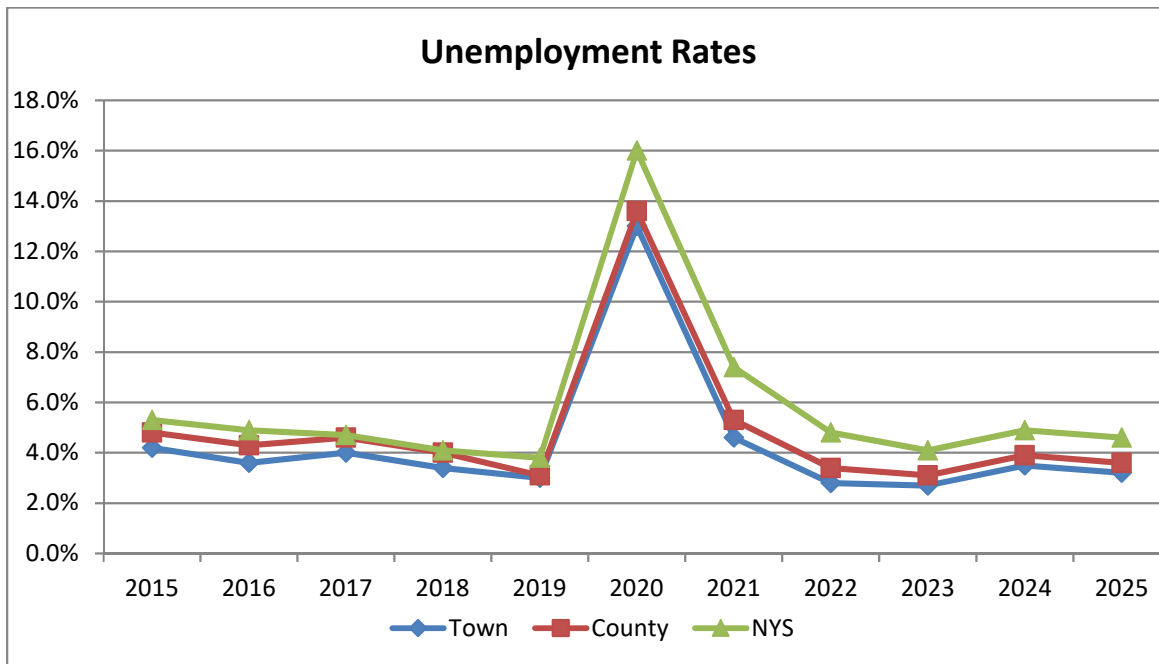
The Town's population has experienced two major growth periods over the last 100 years and reached a peak of approximately 204,197 residents in 2021. By 1990, the Town's population decreased by 4.9% to 191,474 residents as the number of family members per household declined. By 2000, the Town population increased by approximately 2% to 195,289 residents. Based on information from the Long Island Population Survey and the US Census Bureau, the Town's population continued to increase by 4.1% to 203,264 residents in 2010 and by .4% to 204,127 residents in 2020. Town population estimates as of July 1, 2024, are 204,706 residents.

YEAR	POPULATION	% CHANGE
2020	204,127	.4%
2010	203,264	4.1%
2000	195,289	1.9%
1990	191,474	(4.9)%
1980	201,530	1.0%
1970	199,486	58.0%

Town of Huntington Community Profile

Employment

Huntington's unemployment rate decreased to 3.2% as of July 2025, below the Suffolk County rate of 3.6%, the New York State rate of 4.6%, and the national rate of 4.3%. The Town is within commuting distance of New York City and has regularly trended significantly below the County and State unemployment rates.



Principal Employers within the Town of Huntington

Rank	Name	Headquarters	Type of Business	Number of Employees
1	Canon	Melville	Imaging Products	2,000
2	Northport Veterans Affairs Medical Center	Northport	Healthcare	1,929
3	Huntington Hospital	Huntington	Hospital	1,810
4	Estee Lauder	Melville	Cosmetics	1,700
5	Half Hollow Hills School District	Dix Hills	Education	1,682
6	Henry Schein, Inc.	Melville	Medical & Dental Supplies	1,268
7	South Huntington School District	Huntington	Education	1,140
8	Western Suffolk BOCES	Huntington	Education	1,110
9	Northport-East Northport School District	Northport	Education	945
10	Town of Huntington	Huntington	Government	698

Town of Huntington Community Profile

Principal Taxpayers

Rank	Taxpayer	Nature of Business	Assessed Valuation	Percent of Total Assessed
1	LIPA/Keyspan Energy Corporation	Utility	\$ 17,585,589	5.69%
2	The Retail Property Trust	Real Estate	2,000,000	0.65%
3	58/68 S. Service Road SPE LLC	Commercial	801,465	0.26%
4	Avalon Bay Communities	Real Estate	729,975	0.24%
5	Huntington Quadrangle	Real Estate	580,000	0.19%
6	Verizon	Utility	452,683	0.15%
7	Estee Lauder	Cosmetics	469,700	0.15%
8	Avalon Huntington Former S Corp	Real Estate	455,000	0.15%
9	Grandview Hotel Limited	Hotel	425,000	0.14%
10	445 Melville Industrial Associates	Office Building	358,000	0.12%
Total			\$ 23,857,412	7.74%

Economic Outlook and Trends

Town of Huntington residents enjoy a high quality of life, reflected in high median incomes, low unemployment and crime rates, a strong public school system, and several cultural and natural recreation attractions. The Town's successes and its popularity as a suburb of New York City have also contributed to the challenges that are faced today, such as traffic congestion, high property taxes, and the need for more affordable housing—all of which need to be addressed to preserve the quality of life and to encourage future growth.

From a development perspective, the Town of Huntington is representative of a mature suburban community. Although its capacity for new large-scale residential development on vacant land is limited, there continues to be a significant number of large-scale housing projects predominately resulting from the redevelopment of underutilized properties throughout the Town. In the future, new housing construction will generally occur as in-fill development on smaller parcels within existing neighborhoods, as mixed-use residential projects in commercial and industrial districts, or as major developments on large, underutilized properties. This trend has and will continue to contribute to population and tax base growth in the future. The Town has received funding to extend public sewers into new areas of Huntington Station and to expand sewage capacity in Melville, which, along with active planning efforts in both neighborhoods, is anticipated to result in new commercial and residential construction.

Interest in redeveloping land with new uses is increasing in the Town. From mid-2016 through mid-2024, the Town received eighty-two (82) zone change applications, with the total applications exceeding that of the previous seven years. Assisted living facilities and senior housing condominium developments have been popular application types, representing one-quarter of the zone change applications in the last eight years.

Town of Huntington Community Profile

Economic Outlook and Trends - (continued)

The strength of the local housing market is evidenced by projects that are either currently under Planning Department review, recently approved, under construction, or completed. Several major multi-family housing projects approved recently that are under construction or recently completed include Matinecock Court, a 146-unit development of 100% affordable limited equity cooperative units, the Preserve at Indian Hills, a 74-unit age-restricted condominium development, and the Seasons at East Northport, a 190-unit age-restricted multifamily development. Areas covered by the Huntington Sewer District have the potential to be developed with additional apartments and condos in accordance with the existing zoning.

With respect to single-family residential subdivisions, the Town Planning Department is currently processing over seventy (70) subdivision applications that will ultimately result in the development of approximately two hundred forty-four (244) new tax lots. One of the larger subdivisions nearing completion of construction in 2025 is Tuscany Estates, a thirty (30) lot subdivision approved in 2010 located in Dix Hills. Another major subdivision, Estates of Melville, features twenty-one (21) single-family dwellings and provides access to a seven-acre parcel with a future equestrian center. The largest project recently completed is Harborfields Estates, a sold out forty-seven (47) lot subdivision with homes priced from \$815,000 to \$1,200,000. Construction has begun on the development of seventy-four (74) age-restricted luxury condominiums at the Preserve at Indian Hills.

It is also important to note that there are a number of significant residential projects not included within the town-wide housing unit total that have received zone changes and are in various stages of site plan review. Included within this category are the Residences at Oheka Castle and Residences at Cold Spring Country Club and assisted living units at Benchmark at Dix Hills. Various small projects in the Huntington Village area have the potential for additional apartments and/or condos if granted approvals by the Zoning Board of Appeals.

Sustainability Initiatives in the Town of Huntington:

- The Town has purchased natural gas garbage trucks, clean diesel fuel buses, and hybrid vehicles.
- Installation of energy-saving light fixtures, solar panels, and electric vehicle charging stations at Town Hall and municipal parking lots.
- Changes in the Town Code have been passed to allow and encourage solar and battery usage.
- Several major multi-family housing projects either recently approved, under construction, or recently completed include:
 - Highland Green Residences, a one hundred and nineteen (119) unit limited equity cooperative.
 - Seasons at Elwood, a two hundred and sixty-three (263) unit retirement community.
 - Seasons at East Northport, a one hundred and ninety (190) unit retirement community, which includes thirty-six (36) affordable units.
 - Gateway Plaza is a 66-unit rental apartment project within walking distance to the LIRR.
 - Three Northridge projects mixing commercial space with a combined 56 units of residential apartments within walking distance of the LIRR.
 - The Landmark at 1090 New York Ave, a two-building, 16-unit mixed-use, and 9-unit historic residence project near the LIRR.

Town of Huntington Community Profile

- Sunrise Senior Living, an assisted-living facility with ninety (90) units in West Hills.
- The Seasons at Commack with eighty-eight (88) age-restricted units.
- Creekside Apartments II has fourteen (14) rental units.
- Three additional assisted living facilities containing 275 units have been approved but not yet built.

Commercial and industrial development, expansion, and improvement remain steady throughout the Town. Over the past ten (10) years, over two (2) million square feet of Class A office space has been constructed or renovated in the Town's corporate center, the Melville Employment Center (MEC). The MEC is home to major corporations, including Canon USA, Amazon, Air Techniques, Henry Schein, Honeywell Corporation, Leviton Corporation, and the Capital One Bank Corporate Center. A major hotel chain, Marriott, has recently completed construction to redevelop a vacant site just south of the LIE into a brand-new, 143-room hotel with an outdoor pool after receiving a zone change approval in 2021. An additional 299-unit extended stay hotel in the area, The Ferncliff Hotel, was approved in 2024 and has started site construction. The Town recognizes the importance of the MEC to the Long Island region as a major economic generator and is taking the necessary steps to enable its continued growth. In 2015, the Town funded a \$200,000 plan and hired a consultant firm to prepare an integrated land use, circulation, and infrastructure plan, which will ensure that the MEC has the necessary land use policies and infrastructure to meet the future needs of corporate development. Following an 18-month planning process which included several public workshops, a Draft MEC Plan was completed in 2016. It includes recommendations to add a mix of uses, including retail and housing, to this important area. Completed infrastructure improvements on the Walt Whitman Bridge, as well as sewer upgrade studies currently underway, also reflect the continued desire to keep the MEC flourishing within the region. New code amendments have been approved by the Town Board in 2024 that will revitalize the underlying industrial zoning and create a new Melville Town Center with mixed uses containing retail, commercial and residential uses. The code changes will allow new high-density residential units within the context of the new Town Center in Melville, with expanded opportunities for office development along with retail and commercial uses.

Significant progress is now happening for the long-awaited plans for the downtown revitalization of Huntington Station. Plans have been completed and funding through a joint Town, County and State effort is now in place for a \$66 million dollar sewer project that will provide sanitary sewer access to properties along New York Avenue south of the Long Island Railroad (LIRR) tracks approximately one-mile south to its intersection with West Hills Road. The sewer line will be connected to the County's Southwest Sewer District, construction began in July of 2025. The sewers will make possible the revitalization of the commercial properties throughout the project area that mirror the successful projects north of the Long Island Rail Road (LIRR) tracks where sanitary sewer access is already available via connection to the Huntington Sewer District. The sewer construction and existing zoning will allow new residential apartments within a downtown setting to promote the revitalization of the area.. The sewer expansion complements the Town's \$10 million Downtown Revitalization Initiative (DRI) grant that was awarded in January 2023 by the New York State Department of State. Projects to be funded through the DRI include streetscape and pedestrian improvements, community public spaces, mixed-use retail/multi-family housing developments and a façade improvement program. These actions also complement the implementation of the Renaissance Downtowns Development Strategy for

Town of Huntington Community Profile

Huntington Station approved in 2013, which has already resulted in the development of several project sites on New York Avenue north of the LIRR tracks.

Significant projects and/or programs that have occurred in the Town include:

- Construction of new and expanded sewer districts in the Huntington Station corridor has begun as of July 2025.
- Geico has made plans to relocate to the Huntington Quadrangle.
- Canon USA completed the first phase of its North/South American Corporate Headquarters in February 2013. This 680,000-square-foot office and research building is currently in operation housing over 1,800 employees.
- An 81-room Hampton Inn boutique hotel opened in Huntington Village, which enhances its reputation as a tourism destination.
- Hartz Mountain Industries, Inc. is completing construction on the former Newsday site in Melville, which will be redeveloped into two warehouse buildings with over 900,000 square feet on the 48-acre site. Hartz also has approvals to build a 400,000+ sq. ft. warehouse on another site on Spagnoli Road.
- An Amazon proposal for a distribution center off Walt Whitman Road in the MEC close to the newly-expanded Walt Whitman Bridge off of the LIE was recently approved.
- Estee Lauder is also proposing to open a multi-million-dollar engineering center in the Melville, next door to their current factory and research lab.
- The Ferncliff Hotel, a 299-unit luxury suite hotel on Spagnoli Road has recently received Town approvals and construction has begun.
- Marriott Residence Inn, a three-story extended stay hotel with 143 suites on Broadhollow Road has recently finished construction and is open to the public.
- A proposed six-story 160,000 square-foot corporate center on property located on the LIE South Service Road that formerly housed a one-story aging commercial building. This office site is directly to the east of the Canon site.
- Melville opened its largest restaurant to date, a 312-seat fine dining establishment known as One10.
- Mt. Sinai Doctors Long Island recently completed a new state-of-the-art 80,000-square-foot medical office complex located at 5 Cuba Hill Road in Greenlawn.
- The Dolan Family Health Center, now Northwell Family Health Center, a division of Huntington Hospital, has moved to a new location on New York Avenue in the heart of Huntington Station, opening up more space for associated medical practices at their prior location on Pulaski Road.
- Huntington Square Mall redeveloped the former Sears site in East Northport with a 54,000 square foot AMC movie theater, 39,000 square foot fitness club, and 88,000 square foot retail space, some of which will be used for a planned Aldi supermarket.
- The “Big H” shopping center located between the Huntington Station LIRR and Huntington Village completed construction to remove large retaining walls to develop the lower level basement into retail and has now converted a former Kmart into a Marshall’s retailer and a much-needed Shop Rite supermarket for the community.
- Nationally recognized businesses attracted to Huntington include the first QuickChek now open in Commack, three (3) new Starbucks locations; and a new ExtraSpace Self-Storage facility in Huntington Station. The Town’s first Chick-fil-A has been approved in Huntington Station.

Town of Huntington Community Profile

- The Melville Mall recently added a new 15,000-square-foot retail pad site and a similar proposal is under review at the shopping plaza south of Walt Whitman Shops containing Michael's, Bed Bath & Beyond, and other retail space. An older supermarket was replaced with local independent gourmet grocer Uncle Giuseppe's.
- Shopping centers are upgrading to compete with the "box" stores and outlet centers. Simon Properties completed the construction of a 74,000-square-foot expansion of its existing 1.2 million-square-foot Walt Whitman Mall on Route 110 in 2013. The adjacent Huntington Shopping Center is almost finished with renovations to its 222,607 sq. ft. of space, including the addition of a Whole Foods supermarket.
- Target Corporation purchased a 150,000 square foot retail location and opened a new store in October 2013, creating 250 jobs, and Trader Joe's in Commack recently invested in a move to a newly-renovated site nearby to increase square footage and parking availability.
- An adaptive reuse project converting a vacant church near Huntington Village to a shared office space use was recently approved.

All of these projects and programs will not only stabilize the Town's commercial tax base but also serve to spur secondary business and growth throughout the Town. The Planning Department received over 100 site plan applications in 2024, showing a constant stream of construction activity and the high levels of investment that property owners are willing to make on their properties in the Town of Huntington.

Town of Huntington

Budget Process

Methodology

The preparation and adoption of the Town of Huntington's operating budget and capital budget is a priority-setting process that occurs over several months, with several milestones throughout that period.

Basis of Budgeting

Governmental Funds are budgeted using a modified accrual basis for budgeting. Revenues are considered to be available when collectible, and expenditures are generally recorded when incurred. However, debt service is recognized when due, and compensated balances are charged when paid.

Review

Early in the budget process, each department outlines functions and goals for the coming fiscal year and prepares a detailed estimate of revenue estimates and appropriation requests needed to accomplish those goals. A committee consisting of the Town Supervisor, Deputy Town Supervisor, Comptroller, and Deputy Comptroller reviews the requests. Upon completion of this review, budget estimates are compiled by the Audit & Control Department.

The tentative budget is filed with the Town Clerk on or before the last day of September. The Town Clerk will then present it to the Town Board.

Before the public hearing in November, the Town Board reviews and revises the preliminary budget. Copies of the preliminary budget are made available to the public and are posted on the Town's website.

Adoption

A formal public hearing on the budget is held in November to allow public input. Based on a review of the budget, the Comptroller will make revisions per the Town Board's request to the preliminary budget. A final budget is prepared and submitted to the Town Board for adoption. By law, the Town Board must adopt a budget for the forthcoming year on or before the twentieth day of November.

Budget Amendments and Transfers

In accordance with the Town's Budget Policy, at any time during the fiscal year, the Comptroller may authorize transfers in the operating budget of up to \$5,000 from one line to another. Budget transfers of more than \$5,000 require Town Board approval. All budget amendments require Town Board approval. The Comptroller is authorized to transfer funding for all vacant positions to the general contingency account for each fund, and Town Board approval by resolution is required to abolish, create, or change positions. The Comptroller is authorized to transfer Capital Budget appropriations from one object code to another within the same project.

Reports

The Annual Comprehensive Financial Report (ACFR) is issued with year-end results. The Annual Budget for the forthcoming year includes a projection of the current year's actual expenses as compared to the current year's budget. Tri-sectional reports are issued in June and October, providing updated budget projections for the current fiscal year. The ACFR is the final report for the year.

Town of Huntington Budget Process

Budget Calendar

<u>Date</u>	<u>Action</u>
June 11	<ul style="list-style-type: none"> Budget preparation for the ensuing fiscal year begins Budget materials distributed to Town Departments Departmental Meetings Scheduled
July 9	<ul style="list-style-type: none"> Budget requests, personnel requests, and revenue projections are submitted to the Comptroller's office
July 28 – August 7	<ul style="list-style-type: none"> The Town Department's budget submissions are compiled Departmental budget meetings are held with the Committee to review budget requests and revenue projections
August 18-22	<ul style="list-style-type: none"> Final departmental budget review meeting with the Town Supervisor, budget committee
August 4-September 15	<ul style="list-style-type: none"> The Comptroller's Office will finalize the tentative budget, personal services budgets, capital budgets and departmental narratives, productivity and performance measures
September 30	<ul style="list-style-type: none"> The Tentative Budget is filed with the Town Clerk
October 3 Special Meeting	<ul style="list-style-type: none"> Town Clerk presents Tentative Budget to Town Board
October 7	<ul style="list-style-type: none"> Public Hearing for the operating and capital budgets is scheduled by resolution Public Hearings for any rate changes set by Town Code are scheduled by resolution Public hearings to adopt the assessment rolls for the Huntington Sewer District and Centerport Sewer District are scheduled by resolution
November 6	<ul style="list-style-type: none"> Town Board holds public hearings and reviews the preliminary budget for the ensuing fiscal year Public Hearings for any fee changes set by Town Code are held Public hearings to adopt the assessment rolls for the Huntington Sewer District and Centerport Sewer District are held
November 7- November 15	<ul style="list-style-type: none"> Final budget revisions are made by the Comptroller's Office
November 18	<ul style="list-style-type: none"> Town Board adopts the 2026 Operating and Capital Budget

Budget Overview



Town of Huntington

Executive Budget Summary

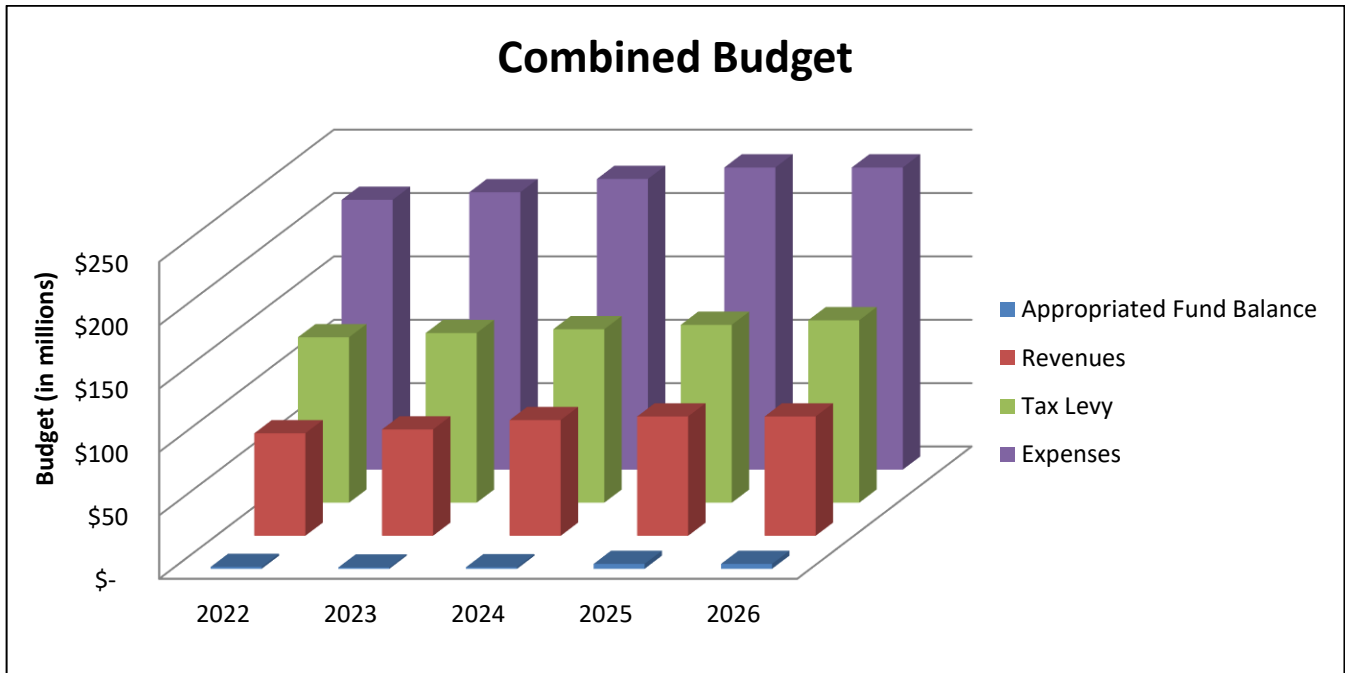
The challenge in developing Huntington's 2026 Budget was to maintain services at a time when revenues are stagnant and fixed costs, healthcare commodity costs, and contractual costs are increasing. The Town's economic health depends in part on municipal government providing services that create an environment attractive to businesses and residents who want to continue making Huntington their home. Below is a summary of the Town's combined budget that outlines these priorities.

	2025 Budget	2026 Budget	\$ Change	% Change
<u>Revenues</u>				
General Fund	\$ 126,081,829	\$ 128,752,323	\$ 2,670,494	2.1%
Highway Fund	40,964,662	43,357,042	2,392,380	5.8%
Consolidated Refuse Fund	29,088,234	29,482,616	394,382	1.4%
Part Town	12,625,119	12,564,459	(60,660)	-0.5%
Special Revenue Fund	190,235	194,053	3,818	2.0%
Fire Protection	1,848,477	1,903,459	54,982	3.0%
Street Lighting	3,856,246	3,750,057	(106,189)	-2.8%
Commack Ambulance	1,168,484	1,199,632	31,148	2.7%
Huntington Community Ambulance	2,549,671	2,614,087	64,416	2.5%
Huntington Sewer	5,601,006	6,077,689	476,683	8.5%
Centerport Sewer	171,899	169,167	(2,732)	-1.6%
Waste Water Disposal	1,535,378	1,562,764	27,386	1.8%
Dix Hills Water District	8,321,622	9,883,035	1,561,413	18.8%
Total Revenues	\$234,002,862	\$241,510,383	\$ 7,507,521	3.2%
<u>Expenses</u>				
General Fund	\$ 128,595,331	\$ 131,201,846	2,606,515	2.0%
Highway Fund	41,414,662	43,807,042	2,392,380	5.8%
Consolidated Refuse Fund	29,288,234	29,448,120	159,886	0.5%
Part Town	13,100,119	13,039,459	(60,660)	-0.5%
Special Revenue Fund	190,235	194,053	3,818	2.0%
Fire Protection	1,848,477	1,903,459	54,982	3.0%
Street Lighting	4,106,246	4,234,553	128,307	3.1%
Commack Ambulance	1,168,484	1,199,632	31,148	2.7%
Huntington Community Ambulance	2,549,671	2,614,087	64,416	2.5%
Huntington Sewer	5,601,006	6,077,689	476,683	8.5%
Centerport Sewer	171,899	169,167	(2,732)	-1.6%
Waste Water Disposal	1,535,378	1,562,764	27,386	1.8%
Dix Hills Water District	8,321,622	9,883,035	1,561,413	18.8%
Total Expenses	\$237,891,364	\$245,334,906	\$ 7,443,542	3.1%
Unassigned Fund Balance	\$ 3,888,502	\$ 3,824,523	\$ (63,979)	

Town of Huntington

Executive Budget Summary

The 2026 Operating Budget demonstrates the Town Board's commitment to sound financial management practices that strives to produce a structurally balanced budget in all the major funds. Conservative budgeting of mortgage tax revenue, fully funding existing labor contracts, incorporating New York State's most recent health insurance rate increase, and maintaining town services and programs at current levels are challenges of the 2026 budget.



Budget Highlights

The 2026 Budget was prepared on the modified accrual basis consistent with the Town's financial statements. In summary, the key components and challenges of the 2026 Operating Budget totaling \$238 million are as follows:

Financial Priorities

- Maintain Aaa bond rating.
- Maintain the current level of Town Services.
- Maintain zero fiscal stress.

Major Factors Impacting the Budget

- Funding the increase for the contractual agreement for the resource recovery plant.
- Maintaining the current level of services while adhering to the mandated NYS tax cap legislation.
- Expanding online remote access to residents to help increase efficiency and reduce costs.

Actions

- Replace retiring full-time employees with employees at lower starting salaries.
- Mandatory employee contribution for health benefits.
- Increase tax levy by 2.3%, while not piercing the mandated NYS Tax cap legislation.

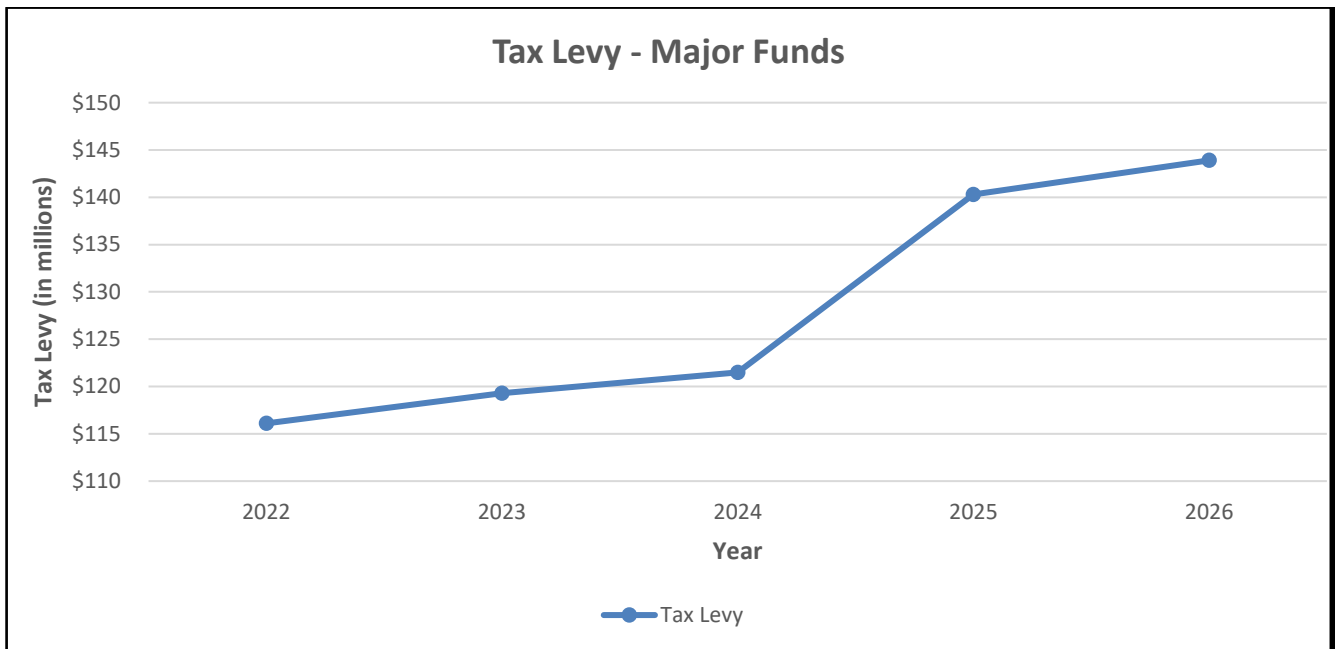
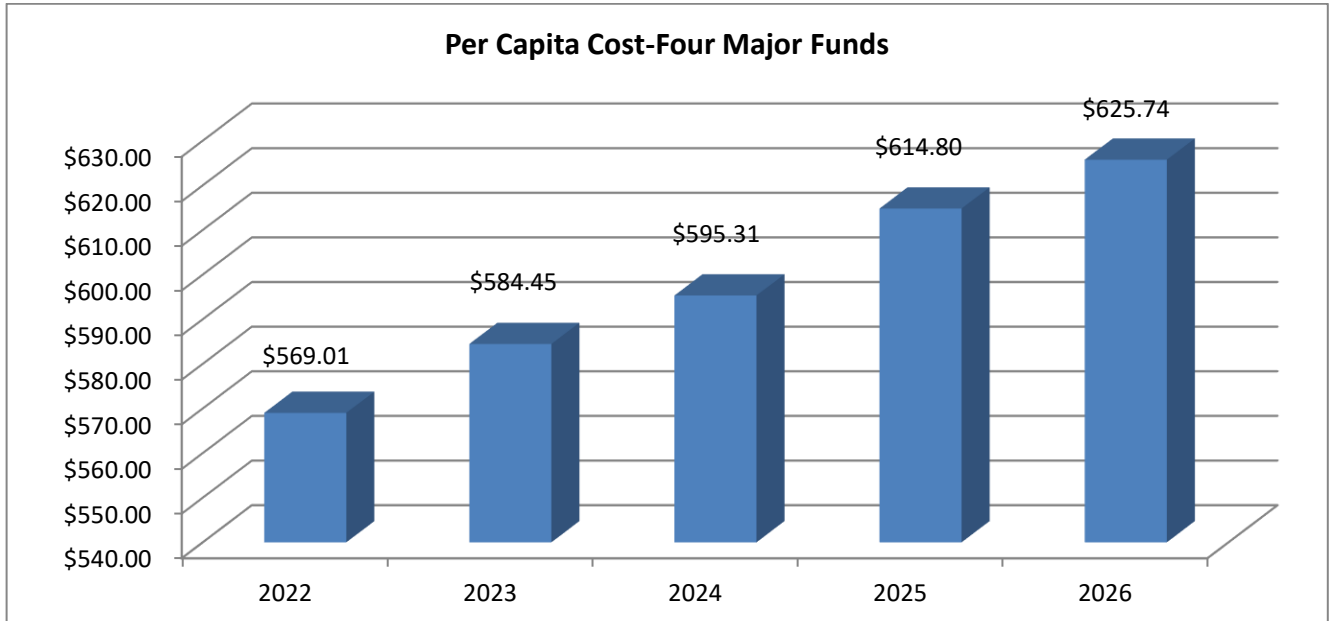
Town of Huntington

Executive Budget Summary

The Property Tax Levy for the General, Highway Refuse District Funds and Part-Town Funds

The Town has various taxing districts. However, the General Fund, Highway Fund, and Refuse District Fund (“Four Major Funds”) provide the majority of revenue funding services to Town residents.

The 2026 tax levy for the Four Major Funds will increase by \$3.2 million or 2.3%.



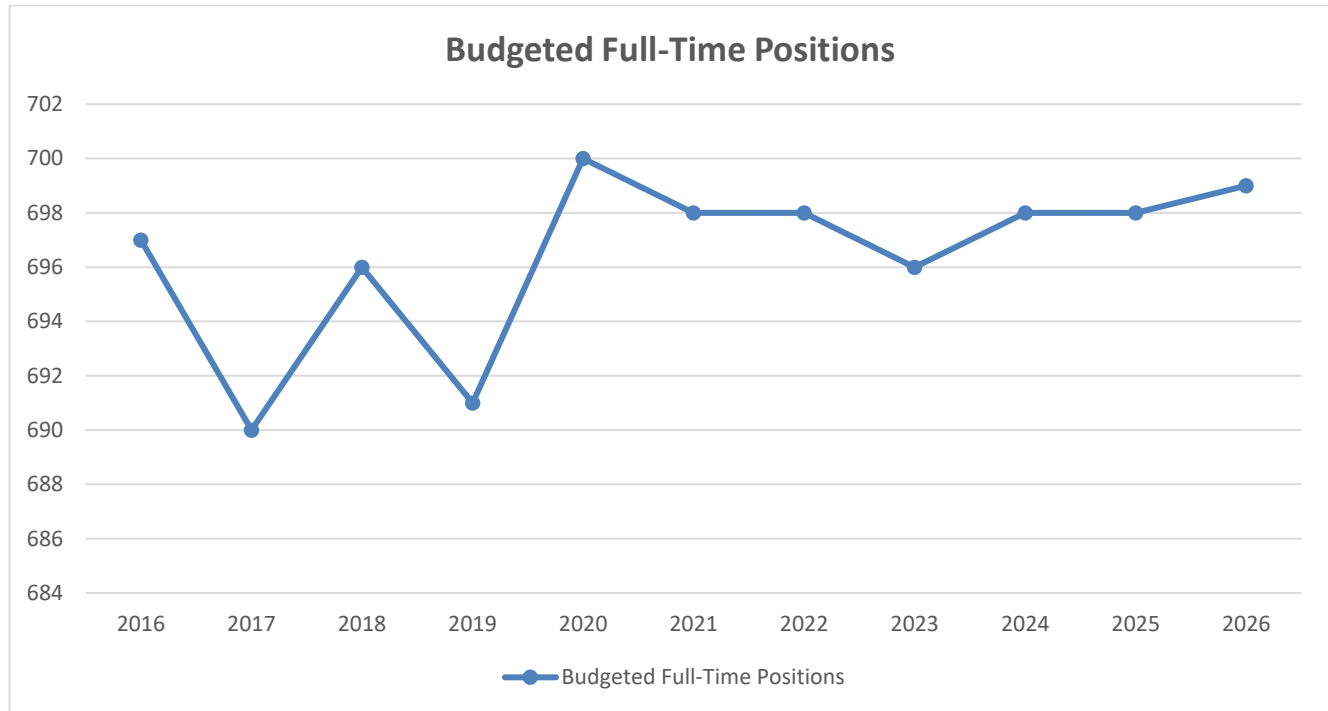
Town of Huntington

Executive Budget Summary

Staffing Levels

Staffing and its growth or contraction represent the single biggest influence on municipal budgets. Salaries and fringe benefits costs account for more than 50% of major fund expenditures. The Town has endeavored to balance its operational demands by providing adequate staffing levels to ensure uninterrupted services to its constituents.

The following graph shows the historical trend of the number of budgeted full-time positions:



Resource Recovery Funds

The Town constructed a waste-to-energy resource recovery facility in conjunction with the Town of Smithtown. The facility, which has been operating at full capacity since 1989, was financed through the issuance of \$176,550,000 in Industrial Development Bonds and refinanced in 1999. The outstanding debt on the facility was fully satisfied in 2012.

The debt service payments for the facility flowed through reserve accounts held by a third-party trustee, who was contractually required to maintain a debt service reserve in the amount of 10% of the issue. These reserve accounts, which were accumulating interest since 1989 have been depleted in connection with the satisfaction of the resource recovery debt. The Town is in the process of negotiating a two-year agreement extension contract with Reworld (formerly known as Covanta) until the year 2027.

Capital Projects and Debt Issuance

On August 19, 2025, the Town issued \$25.75 million in public improvement serial bonds with a Aaa rating from Moody's Investor Services. The projects consisted of \$17.35 million in various Town capital projects and \$8.4 million for our component water districts.

Town of Huntington

Executive Budget Summary

Health Insurance Increase

The Town participates in the New York State Health Insurance Program (NYSHIP) which continues to increase the premiums for its participants at rates exceeding inflation or growth in municipal revenues. This combination of large increases in excess of the mandated NYS Tax cap places enormous pressure on the ability of municipalities to maintain balanced budgets.

NYSHIP provides municipalities with an anticipated range of rate increases for the forthcoming year. The 2026 budget reflects an increase in health insurance costs.

Fund Balances

The Town has adopted the Governmental Accounting Standards Board (GASB) Statement No. 54, Fund Balance Reporting and Governmental Fund Type Definitions (GASB-54) that define the different types of fund balances that a governmental entity must use for financial reporting purposes.

Non-spendable: Includes amounts that cannot be spent because they are either in a non-spendable form or legally or contractually required to be maintained intact. This includes fund balance related to inventories, prepaid, long-term loans, notes receivable, and property held for resale (unless the proceeds are restricted, committed, or assigned).

Restricted: Includes amounts that can be spent only for specific purposes stipulated by constitutional provisions, enabling legislation, or external resource providers such as creditors, grantors, contributors, or laws/regulations of other governments. All of the reserves of fund balance established by the Town allowed by law meet these criteria.

Committed: Includes amounts that can be used only for the specific purposes pursuant to constraints imposed by a formal action of the Town Board, the Town's highest level of decision-making authority. These constraints can only be removed by the same formal action of the Town Board.

Unassigned: Includes the residual classification of the Town's General fund and includes all spendable amounts not contained in other classifications.

The strategic use of fund balances is a standard municipal budgeting practice for stabilizing operating budgets year-to-year. Savings achieved in good economic times are set aside in fund balances to minimize the need for tax increases during economically challenging times. The Town's Fund Balance Policy requires that all reasonable efforts be made to maintain the General Fund Balance at 10% of its operating budget.

Town of Huntington

Executive Budget Summary

Unassigned Fund Balance Variances

Comparative Analysis: FY 2024 and FY 2025

	Unassigned Fund Balance	Estimated 2025 Closing Fund Balance	Change in Unassigned Fund Balance	% Change
	12/31/24			
General Fund	\$ 32,094,804	\$ 23,320,600	\$ (8,774,204)	-27.3%
Highway Fund	19,422,722	14,688,227	(4,734,495)	-24.4%
Consolidated Refuse Fund	10,041,491	10,315,273	273,782	2.7%
Part Town	7,509,777	5,804,031	(1,705,746)	-22.7%
Special Revenue Fund	-		-	0.0%
Fire Protection	113,804	144,852	31,048	27.3%
Street Lighting	4,921,503	4,562,591	(358,912)	-7.3%
Commack Ambulance	722,728	746,385	23,657	3.3%
Huntington Community Ambulance	1,243,948	1,290,399	46,451	3.7%
Huntington Sewer	1,753,706	1,189,982	(563,724)	-32.1%
Centerport Sewer	456,411	463,384	6,973	1.5%
Waste Water Disposal	873,344	666,034	(207,310)	-23.7%
Dix Hills Water District	1,234,394	2,556,585	1,322,191	107.1%
	\$ 80,388,632	\$ 65,748,343	\$ (14,640,289)	-18.2%

Long Range Financial Plan

The Town is in good financial standing and has steadily increased fund balances through conservative budgeting practices, implementation of cost-cutting methods, deferred capital projects, and reallocated available resources. We will continue to employ these strategies in the future, while at the same time working towards our strategic goals. We monitor our budgets continuously to identify significant variances and make budget amendments as necessary.

The Town's long-term plan is to minimize the use of fund balances and increase reserves for future use. This will be done by increasing the tax levy and revenues to offset increases in utilities, health insurance, and contractual increases. In addition, the Town will be reducing its costs by running more efficiently without reducing services.

Town of Huntington

Executive Budget Summary

Five Year Financial Forecast

<u>Revenues and Debt Proceeds</u>	<u>2026</u>	<u>2027</u>	<u>2028</u>	<u>2029</u>	<u>2030</u>
Property Taxes	\$ 143,873,986	\$ 147,470,836	\$ 151,157,607	\$ 154,936,547	\$ 158,809,961
Other real property tax items	455,730	455,730	455,730	455,730	455,730
Non-property items	4,744,701	4,744,701	4,744,701	4,744,701	4,744,701
Departmental Income	52,919,850	53,449,049	53,983,539	54,523,374	55,068,608
Intergovernmental charges	199,250	200,000	200,000	200,000	200,000
Use of money and property	7,845,425	4,000,000	4,000,000	4,000,000	4,000,000
Licenses and Permits	2,411,297	2,435,410	2,459,764	2,484,362	2,509,206
Fines and Forfeitures	1,585,000	1,600,850	1,616,859	1,633,028	1,649,358
Sale of Property and compensation for loss	3,538,089	3,500,000	3,500,000	3,500,000	3,500,000
Miscellaneous	3,285,606	2,500,000	2,000,000	2,000,000	2,000,000
State Aid	14,380,982	14,000,000	14,000,000	14,000,000	14,000,000
Federal Aid	490,000	500,000	500,000	500,000	500,000
Interfund Revenues	5,340,467	5,000,000	5,000,000	5,000,000	5,000,000
Appropriated Fund Balance	4,264,523	7,242,713	5,567,403	3,344,154	1,010,209
	\$ 245,334,906	\$ 247,099,289	\$ 249,185,603	\$ 251,321,896	\$ 253,447,773
<u>Expenditures</u>					
Salary and Wages	73,079,465	74,541,054	76,031,875	77,552,513	79,103,563
Employee benefits and taxes	59,300,981	60,487,001	61,696,741	62,930,676	64,189,290
Contractual, Materials, & Supplies	87,693,155	87,693,155	88,570,087	88,570,087	88,570,087
Debt Principal	10,543,000	10,659,282	10,488,742	10,222,212	9,855,451
Debt Interest	3,861,500	3,298,223	2,898,158	2,546,408	2,229,382
Equipment	5,516,338	5,000,000	5,000,000	5,000,000	5,000,000
Interfund Transfers	5,340,467	5,420,574	4,500,000	4,500,000	4,500,000
	\$ 245,334,906	\$ 247,099,289	\$ 249,185,603	\$ 251,321,896	\$ 253,447,773

* Salaries and contractual expenditures reflect increases due to Consumer Price Index. Property taxes reflect increases allowable under New York State Real Property Tax Cap.

Fund Summaries

General Fund

The General Fund is made up of services that are provided to all Town residents. They include Administrative, Assessment, Tax Collection, Town Clerk, Engineering Services, General Services, Open Space, Maritime Services, Public Safety, Bus Operations, Parks and Recreation Department, Human Services, Waste Management Administration, and Youth Services.

The 2026 General Fund Budget is balanced. The budget total is approximately \$131.2 million including Environmental Open Space. This is an increase of \$2.6 million or 2.03% from the 2025 Budget.

The General Fund has a few recurring sources of revenue, including the Property Tax, the Town's share of Mortgage Tax proceeds and Interest on Investment, and Fees charged by certain Town departments for services. Fees are reviewed annually based on the cost of delivery and comparison with fees charged by neighboring Towns.

Property Taxes account for \$56.3 million or 43.72% of the revenue in the General Fund. The 2026 budget for General Fund revenues also includes slight increases in various departmental fees.

The 2026 budget for General Fund expenses is \$139.15 million. The most significant pressures on the General Fund budget include increases in the cost of contractual obligations with the resource recovery

Town of Huntington

Executive Budget Summary

plant and health insurance costs. Together, these expenses account for the majority of the increase in the General Fund Budget.

Highway

The Highway Fund is used for the maintenance and repair of over 800 miles of streets, roads, right-of-ways, and drainage systems in the unincorporated areas of Town (those not located in one of Huntington's four villages).

The 2026 Highway Budget is balanced. The budget total is approximately \$43.81 million. This is an increase of 5.78% from the 2025 Budget.

Property Taxes account for \$39.3 million or approximately 90% of the Highway fund revenue. Other budgeted revenue in the Highway budget is \$2.8 million, of which \$1.7 million is State Aid.

Consolidated Refuse District

The Consolidated Refuse District provides sanitation, recycling, and yard-waste collection for residents that do not live in a village.

The 2026 Consolidated Refuse District Budget is balanced. The Budget total is \$29 million. This is an increase of \$.2 million or .55% from the 2025 Budget.

Property Taxes account for \$28.1 million or approximately 95.31% of the revenue in the fund. Other budgeted revenue in the Consolidated Refuse District is \$1.38 million.

Part Town

The Part Town Fund is made up of services that are provided to Town residents who reside outside of the town's four incorporated villages, including Transportation and Traffic Safety, Fire Prevention Services, Zoning and Building Inspections, and Planning.

Total expenses in the Part Town Fund are \$13 million, a decrease of .463% from the 2025 Budget.

Property Taxes account for \$3.4 million or approximately 26.1% of the Part Town fund revenue. Other budgeted revenue in the Part Town Fund is \$9.6 million, of which the Building Department fees of \$5.5 million represent 42.18% of the total revenue.

Special Funds

All other Funds, including the Special Revenue Funds, Fire Protection, Street Lighting, Commack Ambulance, Huntington Community Ambulance, Huntington Sewer, Centerport Sewer, Waste Water Disposal, and the Dix Hills Water District, are considered special funds.

The 2026 Special Funds appropriations total \$27.8 million, which reflects a \$2.3 million increase from the 2025 Budget.

Property taxes for Special Funds amount to \$16.51 million, which reflects an increase of \$.9 million from the 2025 Budget. Other budgeted revenue in the Special Funds is \$10.79 million which reflects a \$1.3 million increase from the 2025 Budget.

10.79

Financial Summaries



Town of Huntington
2025 Budget
Appropriations and Revenue Summary

<u>Fund</u>	<u>Fund Name</u>	<u>Appropriations</u>	<u>Revenues</u>	<u>Appropriated Fund Balance</u>
A	General Fund	\$ 130,983,324	\$ 72,322,931	\$ 2,375,000
B	Part Town	13,039,459	9,195,693	475,000
DB	Highway Fund	43,807,042	4,041,719	450,000
SR	Consolidated Refuse Fund	29,448,120	1,416,405	200,000
		\$ 217,277,945	\$ 86,976,748	\$ 3,500,000
C	Board of Trustees	218,522	144,000	74,522
CB	Business Improvement Districts	194,053	5	-
SF1	Fire Protection	1,903,459	28,000	-
SL	Street Lighting	4,234,553	-	250,000
SM1	Commack Ambulance	1,199,632	757,200	-
SM2	Huntington Comm. Ambulance	2,614,087	2,180,923	-
SS1	Huntington Sewer	6,077,689	877,201	-
SS2	Centerport Sewer	169,167	1,000	-
SS3	Waste Water Disposal	\$1,562,764	1,562,764	-
SW1	Dix Hills Water District	9,883,035	5,438,556	-
		\$ 28,056,961	\$ 10,989,649	\$ 324,522
Grand Total All Funds		\$ 245,334,906	\$ 97,966,397	\$ 3,824,522

**Town of Huntington
2025 Budget
Appropriations and Revenue Summary**

<u>Fund</u>	<u>Fund Name</u>	<u>2026 Tax</u>	<u>2025 Tax</u>	<u>Percent Change in Tax Levy</u>
A	General Fund	\$ 56,285,393	\$ 56,285,393	0.00%
B	Part Town	3,368,766	3,370,282	-0.04%
DB	Highway Fund	39,315,323	36,886,225	6.59%
SR	Consolidated Refuse Fund	28,066,211	28,206,325	-0.50%
		\$ 127,035,693	\$ 124,748,225	
C	Board of Trustees	0	-	0.00%
CB	Business Improvement Districts	194,048	190,230	2.01%
SF1	Fire Protection	1,875,459	1,820,477	3.02%
SL	Street Lighting	3,750,057	3,703,306	1.26%
SM1	Commack Ambulance	442,432	411,554	7.50%
SM2	Huntington Comm. Ambulance	433,164	369,051	17.37%
SS1	Huntington Sewer	5,200,488	4,975,792	4.52%
SS2	Centerport Sewer	168,167	170,899	-1.60%
SS3	Waste Water Disposal	-	-	0.00%
SW1	Dix Hills Water District	4,444,479	3,933,066	13.00%
		\$ 16,508,294	\$ 15,574,375	
Grand Total All Funds		\$ 143,543,987	\$ 140,322,600	2.30%

Town of Huntington
Combined Annual Budgets - All Funds by Function
For Fiscal Years Ending December 31, 2026

Actual 2024	Revised 2025	Projected 2025	Budget 2026
------------------------	-------------------------	---------------------------	------------------------

Funding Sources:

Program revenue and debt proceeds:

General Government	\$ 23,517,701	\$ 23,858,209	\$ 23,294,128	\$ 24,120,553
Public Safety	3,867,548	2,970,000	3,245,000	3,270,000
Health	680,664	677,991	676,988	676,988
Transportation	9,445,712	6,531,710	6,614,210	3,531,500
Economic Assistance and Opportunity	876,881	871,800	816,800	876,800
Culture and Recreation	10,481,178	9,394,720	8,744,771	9,848,720
Home and Community Services	33,257,746	35,784,795	32,899,905	36,431,796
Interfund Service Charges	4,781,058	13,629,881	13,629,881	5,340,467
Unallocated Revenue	156,688,765	153,692,909	157,588,466	156,973,560
Appropriated Fund Balance	-	12,451,288	12,018,449	4,264,522

Total Funding Sources

\$ 243,597,253	\$ 259,863,303	\$ 259,528,598	\$ 245,334,906
-----------------------	-----------------------	-----------------------	-----------------------

Funding Uses:

Program Expenditures:

General Government	\$ 47,490,989	\$ 54,022,921	\$ 54,324,345	\$ 54,642,997
Public Safety	15,287,605	16,181,781	16,191,412	16,292,316
Health	4,254,400	4,631,517	4,665,503	4,739,890
Transportation	48,887,001	51,390,399	52,742,056	50,504,313
Economic Assistance and Opportunity	3,629,829	4,109,418	3,815,812	4,054,920
Culture and Recreation	17,717,445	19,099,339	19,133,080	19,346,209
Home and Community Services	71,324,246	75,662,613	75,655,356	76,009,294
Debt Service Transfers	13,210,584	14,218,900	14,068,900	14,404,500
Interfund Transfers	13,218,121	21,110,499	20,554,815	5,340,467

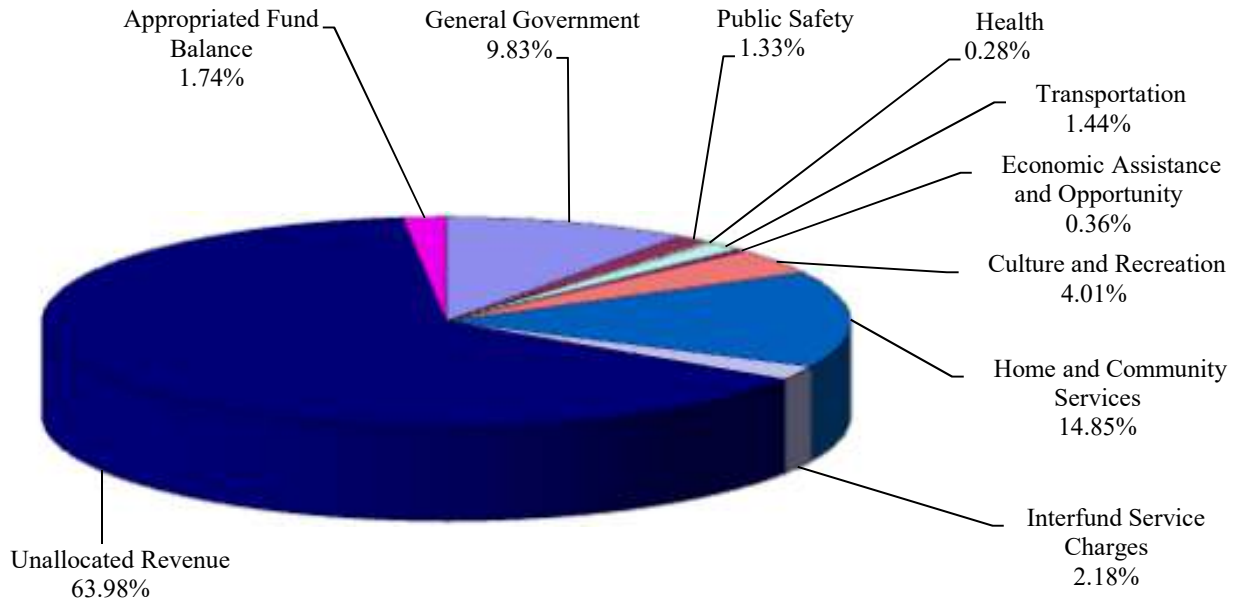
Total Funding Uses

\$ 235,020,220	\$ 260,427,387	\$ 261,151,279	\$ 245,334,906
-----------------------	-----------------------	-----------------------	-----------------------

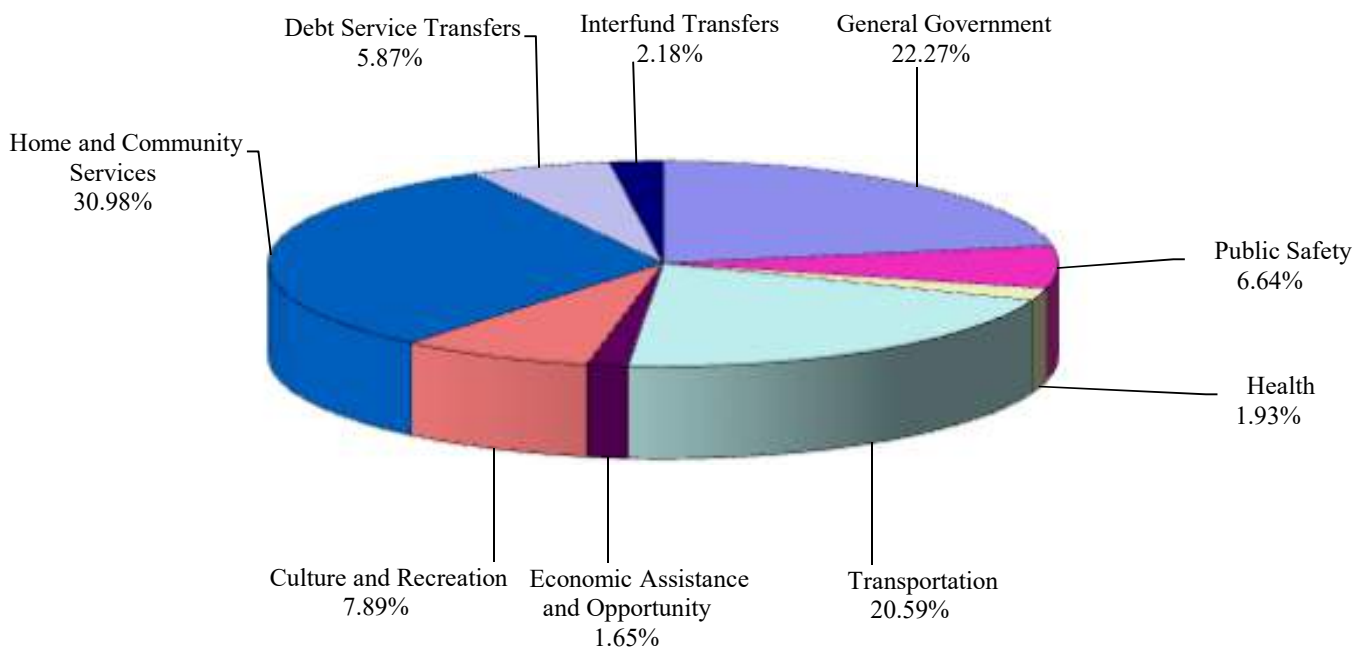
1. The 2025 revised budget includes prior year encumbrances funded by the Reserve for Encumbrances.

Town of Huntington
Combined Annual Budgets - All Funds by Function
For Fiscal Years Ending December 31, 2026

2026 PROGRAM REVENUE



2026 PROGRAM EXPENDITURES



Town of Huntington
Combined Annual Budgets-By Object and Source
For Fiscal Years Ending December 31, 2026

	Actual 2024	Revised 2025	Projected 2025	Budget 2026
Funding Sources:				
Revenues and debt proceeds:				
Property Taxes	\$ 137,119,011	\$ 140,552,600	\$ 141,035,685	\$ 143,873,987
Other real property tax items	619,133	659,446	705,646	455,730
Non-property tax items	4,545,565	4,744,701	4,744,701	4,744,701
Departmental Income	54,046,349	52,315,683	47,987,831	52,919,850
Intergovernmental charges	203,544	213,734	252,734	199,250
Use of money and property	12,337,757	5,992,220	7,490,389	7,845,425
Licenses and Permits	1,707,496	2,444,000	2,189,200	2,411,297
Fines and Forfeitures	2,101,645	1,285,000	1,550,000	1,585,000
Sale of property and compensation for loss	4,864,039	5,216,314	6,667,637	3,538,089
Miscellaneous	3,958,495	2,937,606	3,456,478	3,285,606
State Aid	15,487,569	16,945,314	17,037,440	14,380,982
Federal Aid	1,843,124	490,000	777,011	490,000
Interfund Revenues	4,763,526	13,615,397	13,615,397	5,340,467
Appropriated Fund Balance	-	12,451,288	12,018,449	4,264,522
Total Funding Sources	\$ 243,597,253	\$ 259,863,303	\$ 259,528,598	\$ 245,334,906

Funding Uses:

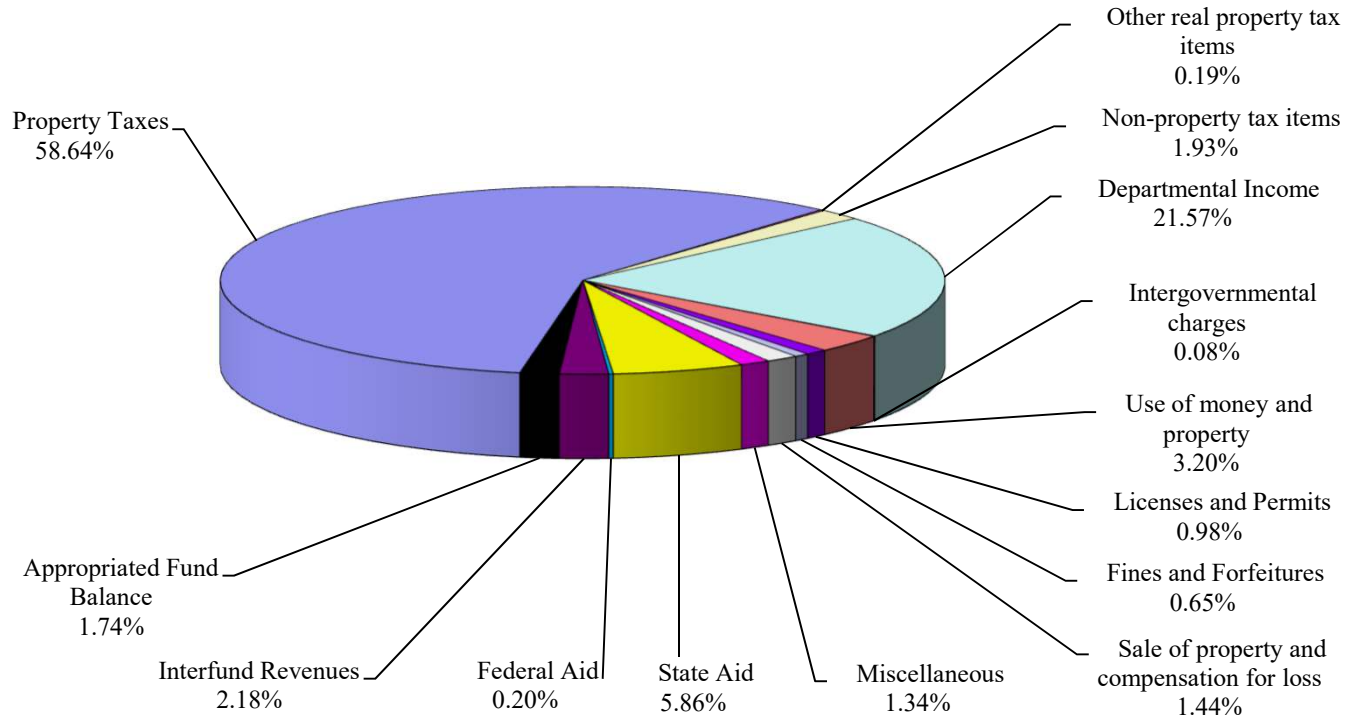
Expenditures:

Salary and wages	\$ 68,313,485	\$ 69,206,313	\$ 70,721,251	\$ 73,079,465
Employee benefits and taxes	53,282,100	58,227,959	58,200,746	59,300,981
Contractual, Materials and Supplies	80,642,637	88,951,365	88,887,849	87,693,155
Debt Principal	10,058,798	10,626,700	10,476,700	10,543,000
Debt Interest	3,151,786	3,592,200	3,592,200	3,861,500
Equipment	6,353,293	8,717,351	8,717,720	5,516,338
Interfund Transfers	13,218,121	21,110,499	20,554,813	5,340,467
Total Funding Uses	\$ 235,020,220	\$ 260,432,387	\$ 261,151,279	\$ 245,334,906

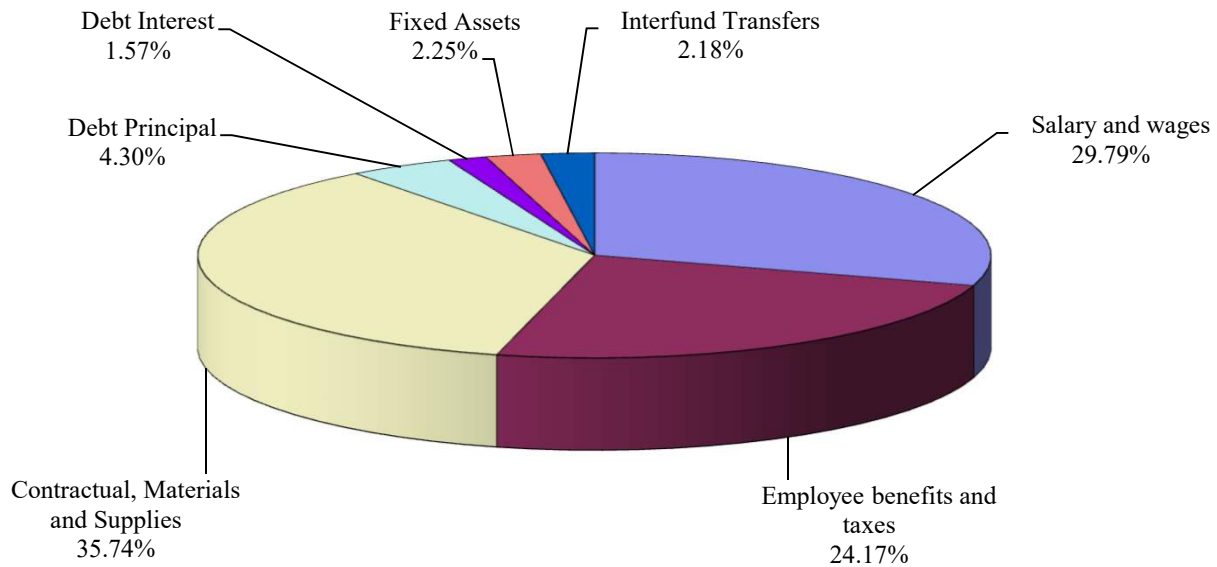
1. The 2025 revised budget includes prior year encumbrances funded by the Reserve for Encumbrances.

Town of Huntington
Combined Annual Budgets-By Object and Source
For Fiscal Years Ending December 31, 2026

2026 REVENUE BY SOURCE



2026 EXPENDITURES BY OBJECT



Town of Huntington
Combining Annual Budgets-All Funds by Function
For Fiscal Years Ending December 31, 2026

	General	Part Town	Consolidated	Highway
	Fund	Fund	Refuse	Fund
			Fund	Fund
Funding Sources:				
Program revenue and debt proceeds:				
General Government	\$ 17,775,553	\$ 6,292,000	\$ -	\$ -
Public Safety	2,645,000	625,000	-	-
Health	361,988	250,000	-	-
Transportation	1,617,500	-	-	1,914,000
Economic Assistance and Opportunity	876,800	-	-	-
Culture and Recreation	9,848,720	-	-	-
Home and Community Services	27,838,746	1,448,000	370,250	-
Interfund Service Charges	5,340,467	-	-	-
Unallocated Revenue	62,097,550	3,949,459	28,877,870	41,443,042
Appropriated Fund Balance	2,799,522	475,000	200,000	450,000
Total Funding Sources	\$ 131,201,846	\$ 13,039,459	\$ 29,448,120	\$ 43,807,042

Funding Uses:				
Program Expenditures:				
General Government	\$ 49,216,162	\$ 4,535,535	\$ 234,500	\$ 462,200
Public Safety	10,106,665	4,407,050	-	-
Health	971,834	203,056	-	-
Transportation	9,772,369	-	-	37,048,842
Economic Assistance and Opportunity	4,054,920	-	-	-
Culture and Recreation	19,346,209	-	-	-
Home and Community Services	33,160,687	3,631,818	26,583,487	-
Debt Service Transfers	4,573,000	262,000	213,000	6,296,000
Interfund Transfers	-	-	2,417,133	-
Total Funding Uses	\$ 131,201,846	\$ 13,039,459	\$ 29,448,120	\$ 43,807,042

Town of Huntington
Combining Annual Budgets-All Funds by Function
For Fiscal Years Ending December 31, 2026

	Total Major Funds	Special Revenue Funds	Total All Funds
Funding Sources:			
Program revenue and debt proceeds:			
General Government	\$ 24,067,553	\$ 53,000	\$ 24,120,553
Public Safety	3,270,000	-	3,270,000
Health	611,988	65,000	676,988
Transportation	3,531,500	-	3,531,500
Economic Assistance and Opportunity	876,800	-	876,800
Culture and Recreation	9,848,720	-	9,848,720
Home and Community Services	29,656,996	6,774,800	36,431,796
Interfund Service Charges	5,340,467	-	5,340,467
Unallocated Revenue	136,367,921	20,605,639	156,973,560
Appropriated Fund Balance	3,924,522	340,000	4,264,522
Total Funding Sources	\$ 217,496,467	\$ 27,838,439	\$ 245,334,906

Funding Uses:			
Program Expenditures:			
General Government	\$ 54,448,397	\$ 194,600	\$ 54,642,997
Public Safety	14,513,715	1,778,601	16,292,316
Health	1,174,890	3,565,000	4,739,890
Transportation	46,821,211	3,683,102	50,504,313
Economic Assistance and Opportunity	4,054,920	-	4,054,920
Culture and Recreation	19,346,209	-	19,346,209
Home and Community Services	63,375,992	12,633,302	76,009,294
Debt Service Transfers	11,344,000	3,060,500	14,404,500
Interfund Transfers	2,417,133	2,923,334	5,340,467
Total Funding Uses	\$ 217,496,467	\$ 27,838,439	\$ 245,334,906

Town of Huntington
Combining Annual Budgets-By Object and Source
For Fiscal Years Ending December 31, 2026

	General Fund	Part Town Fund	Consolidated Refuse District	Highway Fund
Funding Sources:				
Revenues and debt proceeds:				
Property Taxes	\$ 56,365,393	\$ 3,368,766	\$ 28,066,211	\$ 39,315,323
Other real property tax items	370,657	7,043	1,641	66,051
Non-property tax items	4,600,000	-	-	-
Departmental Income	38,923,300	7,640,500	6,000	-
Intergovernmental charges	120,000	-	14,250	-
Use of money and property	4,389,000	198,150	600,000	1,506,568
Licenses and Permits	1,161,297	1,050,000	-	200,000
Fines and Forfeitures	1,585,000	-	-	-
Sale of property and compensation for loss	327,246	-	350,000	13,000
Miscellaneous	2,140,000	300,000	150,000	550,100
State Aid	12,589,964	-	60,018	1,706,000
Federal Aid	490,000	-	-	-
Interfund Revenues	5,340,467	-	-	-
Appropriated Fund Balance	2,799,522	475,000	200,000	450,000
Total Funding Sources	\$ 131,201,846	\$ 13,039,459	\$ 29,448,120	\$ 43,807,042
Funding Uses:				
Expenditures:				
Salary and wages	\$ 42,590,548	\$ 6,423,643	\$ 4,565,691	\$ 15,362,654
Employee benefits and taxes	30,949,219	5,422,166	4,636,532	13,701,148
Contractual, Materials and Supplies	50,844,929	909,400	17,599,264	6,163,240
Debt Principal	3,550,000	210,000	172,000	4,680,000
Debt Interest	1,023,000	52,000	41,000	1,616,000
Equipment	2,244,150	22,250	16,500	2,284,000
Interfund Transfers	-	-	2,417,133	-
Total Funding Uses	\$ 131,201,846	\$ 13,039,459	\$ 29,448,120	\$ 43,807,042

Town of Huntington
Combining Annual Budgets-By Object and Source
For Fiscal Years Ending December 31, 2026

	Total Major Funds	Special Revenue Funds	Total All Funds
Funding Sources:			
Revenues and debt proceeds:			
Property Taxes	\$ 127,115,693	\$ 16,758,294	\$ 143,873,987
Other real property tax items	445,392	10,338	455,730
Non-property tax items	4,600,000	144,701	4,744,701
Departmental Income	46,569,800	6,350,050	52,919,850
Intergovernmental charges	134,250	65,000	199,250
Use of money and property	6,693,718	1,151,707	7,845,425
Licenses and Permits	2,411,297	-	2,411,297
Fines and Forfeitures	1,585,000	-	1,585,000
Sale of property and compensation for loss	690,246	2,847,843	3,538,089
Miscellaneous	3,140,100	145,506	3,285,606
State Aid	14,355,982	25,000	14,380,982
Federal Aid	490,000	-	490,000
Interfund Revenues	5,340,467	-	5,340,467
Appropriated Fund Balance	3,924,522	340,000	4,264,522
Total Funding Sources	\$ 217,496,467	\$ 27,838,439	\$ 245,334,906

Funding Uses:

Expenditures:

Salary and wages	\$ 68,942,536	\$ 4,136,929	\$ 73,079,465
Employee benefits and taxes	54,709,065	4,591,916	59,300,981
Contractual, Materials and Supplies	75,516,833	12,176,322	87,693,155
Debt Principal	8,612,000	1,931,000	10,543,000
Debt Interest	2,732,000	1,129,500	3,861,500
Equipment	4,566,900	949,438	5,516,338
Interfund Transfers	2,417,133	2,923,334	5,340,467
Total Funding Uses	\$ 217,496,467	\$ 27,838,439	\$ 245,334,906

**Town of Huntington
2026 Budget
Fund Balance Summary**

Fund Code	Fund Name	2024 Ending Unappropriated Fund Balance	Estimated 2025 Expenditures	Estimated 2025 Revenues	Appropriated Fund Balance *	Estimated 2025 Closing Fund Balance
A	General Fund	\$ 32,094,804	\$ 139,153,806	\$ 137,678,116	\$ 7,298,514	\$ 23,320,600
DB	Highway Fund	19,422,722	51,815,136	50,680,525	3,599,884	14,688,227
SR	Consolidated Refuse Fund	10,041,491	29,444,935	30,057,897	339,180	10,315,273
B	Part Town	7,509,777	13,153,838	11,958,092	510,000	5,804,031
	<i>Sub-total Major Funds:</i>	\$ 69,068,794	\$ 233,567,715	\$ 230,374,630	\$ 11,747,578	\$ 54,128,131
CB	Business Improvement Districts	\$ -	\$ 190,235	\$ 190,235	\$ -	\$ -
SF1	Fire Protection	113,804	1,857,629	1,888,677	-	144,852
SL	Street Lighting	4,921,503	4,310,265	4,401,353	450,000	4,562,591
SM1	Commack Ambulance	722,728	1,168,484	1,192,141	-	746,385
SM2	Huntington Comm. Ambulance	-	-	2,596,122	-	1,290,399
SS1	Huntington Sewer	1,753,706	6,238,545	6,296,569	621,748	1,189,982
SS2	Centerport Sewer	456,411	178,426	185,399	-	463,384
SS3	Waste Water Disposal	873,344	1,542,763	1,335,453	-	666,034
SW1	Dix Hills Water District	1,234,394	9,547,546	11,068,019	198,282	2,556,585
	<i>Sub-total Special Districts:</i>	\$ 11,319,838	\$ 27,583,564	\$ 29,153,968	\$ 1,270,030	\$ 11,620,212
	Grand Total All Funds	\$ 80,388,632	\$ 261,151,279	\$ 259,528,598	\$ 13,017,608	\$ 65,748,343

* Includes 2025 appropriations during the fiscal year.

** The Board of Trustees Fund is combined with the General Fund in compliance with GASB 54.

Town of Huntington

Revenue Definitions and Forecast Methodology

The purpose of providing the methods for forecasting revenues is to validate the forecast over time and to utilize the information in making future forecasts. The following assumptions and methods were used to formulate the revenues in the 2026 Budget:

Revenue Source	Definition	Forecast Methodology
Property Taxes- Ad valorem	Property Tax is based on the value of real property. The assessed value of each parcel, less exemptions, is the taxable value. Ad valorem property taxes are based on the taxable value	Property taxes are calculated by multiplying the taxable value (tax roll) of all properties in the Town by the rate of taxation or rate per \$1,000 of assessed valuation.
Departmental Income	Income generated by each department's operations that are not fee or fine-based	Historical trend analysis adjusted for any rate increases
Mortgage Tax Revenue	New York State imposes a tax on the privilege of recording a mortgage on real property located within the state, a portion of which is provided to local governments	Historical trend analysis based on housing sale trends
Franchise Fee Revenue	5% of gross revenues derived from the operation of the cable system for the provision of cable services	Historical trend analysis
Interest and Earnings	Revenue derived from the investment of cash balances. The Town maximizes cash flow whenever possible to generate interest earnings.	Historical trend analysis adjusted for rate changes
Licenses and Permits	Building and engineering permits, animal licenses, bingo permits, parking permits, mooring permits, filming permits, GIS fees, accessory apartment permits, and sign permits	Historical trend analysis
Fines and Forfeitures	Settlement of cases taken to court.	Historical trend analysis
Miscellaneous	Revenues that do not fit into any one of the other revenue categories and includes sale of property	Historical trend analysis
Federal and State Aid	Funding provided by the Federal and State governments based on allocations for bus operations, youth services, energy efficiency programs, nutrition programs.	Historical trend analysis adjusted for any Federal/State funding allocation modifications
Interfund Revenues	Allocation of common costs	Allocation of common costs based on the 2026 budget costs

Town of Huntington Major 2026 Revenue Sources

The Town of Huntington's primary source of revenue is the local real property tax. Charges and fees assessed by town departments are a distant second. Other sources include the mortgage tax, franchise revenue, state aid, federal aid, and interest revenue. In 2026, the total budgeted revenue for all funds is **\$245,334,905**, which includes the use of fund and reserve balances and transfers between funds. All funds are balanced. Therefore, total revenues equal total expenses.

Funding Sources	2024 Actual	2025 Modified Budget	2025 Projected	2026 Budget	% of Revenue	% Change 2026 vs. 2025
Property Tax	\$ 137,119,011	\$ 140,552,600	\$ 141,035,684	\$ 143,873,986	58.64%	2.36%
Real Property Tax Items	619,134	\$ 659,446	705,646	\$ 455,730	0.19%	-30.89%
Non-Property Tax Items	4,545,565	4,744,701	4,744,701	4,744,701	1.93%	0.00%
Departmental Income	54,046,350	52,315,683	47,987,831	52,919,850	21.57%	1.15%
Intergovernmental Charges	186,012	199,250	238,250	199,250	0.08%	0.00%
Use of Money and Property	12,337,757	5,992,220	7,490,389	7,845,425	3.20%	30.93%
Licences and Permits	1,707,497	2,444,000	2,189,200	2,411,297	0.98%	-1.34%
Fines and Forfeitures	2,101,645	1,285,000	1,550,000	1,585,000	0.65%	23.35%
Sale of Property/Compensation	4,864,038	5,216,314	6,667,637	3,538,089	1.44%	-32.17%
Miscellaneous	3,958,495	2,937,606	3,456,478	3,285,606	1.34%	11.85%
Federal and State Aid	17,330,693	17,435,314	17,814,451	14,870,982	6.06%	-14.71%
Interfund Revenues	4,781,058	13,629,882	13,629,881	5,340,467	2.18%	-60.82%
Appropriated Fund Balance	-	12,451,287	12,018,449	4,264,522	1.74%	-65.75%
Total Funding Sources	\$ 243,597,255	\$ 259,863,303	\$ 259,528,597	\$ 245,334,905	100.00%	-5.59%

Property Tax

The property tax is the largest and most important revenue source for the Town. As the default revenue source, it must cover all expenses that cannot be funded by other sources. Property taxes are a function of the Town's revenue needs, assessed values of properties within the Town, and the equalization rate set by New York State.

The Town Assessor determines the value of each parcel of taxable real property within the town. The total value of all the taxable properties (minus exemptions) becomes the tax base from which the revenue required by the Town must be obtained. The tax rate is calculated by dividing the revenue required by the total assessed valuation of all taxable properties. Each owner is taxed based on their proportion of the total tax base.

Town of Huntington Major 2026 Revenue Sources

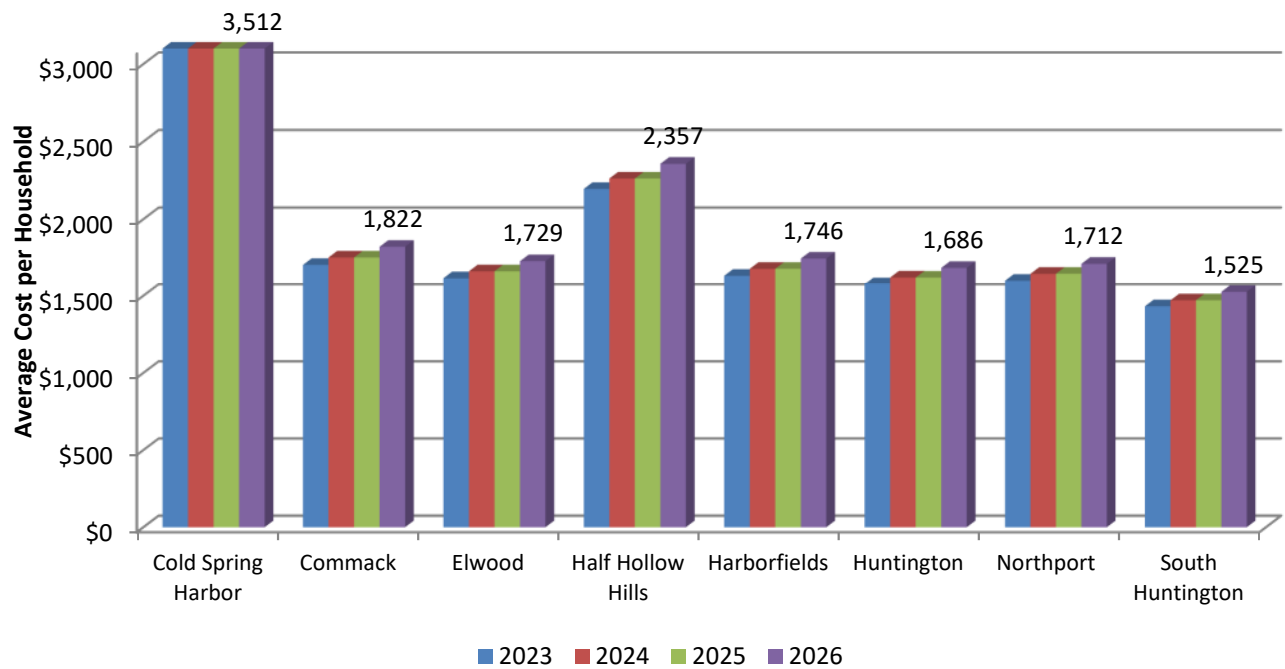
Year Ended	Total Net Assessed Value	State Equalization Rate	Full Valuation
2025	308,926,977	0.49%	63,046,321,837
2024	314,041,349	0.55%	57,098,427,091
2023	315,376,253	0.64%	49,277,539,531
2022	317,063,143	0.74%	42,846,370,676
2021	320,597,772	0.74%	43,324,023,243
2020	322,829,176	0.76%	42,477,523,158
2019	323,533,437	0.80%	40,441,679,625
2018	323,515,483	0.84%	38,513,747,976
2017	324,025,888	0.85%	38,120,692,706
2016	325,208,126	0.86%	37,814,898,372

Property tax revenue in **2026** is budgeted at **\$143.5** million for all taxing districts and represents 59.42% of Town operating revenues. The **2025** property tax revenue was **\$140.3** million and represented 59.96% of the operating revenues for all taxing districts. This increase in tax revenue is a result of raising taxes to offset the increase in contractual commitments.

The Town typically collects approximately 97% of the tax levy. It is important to note, however, that all uncollected taxes become the responsibility of Suffolk County. The Town is guaranteed 100% of the tax revenue and, therefore, is not required to budget for uncollectible tax revenue. Town taxes, in fact, comprise about 6-8% of the average resident's property tax bill.

Town of Huntington Major 2026 Revenue Sources

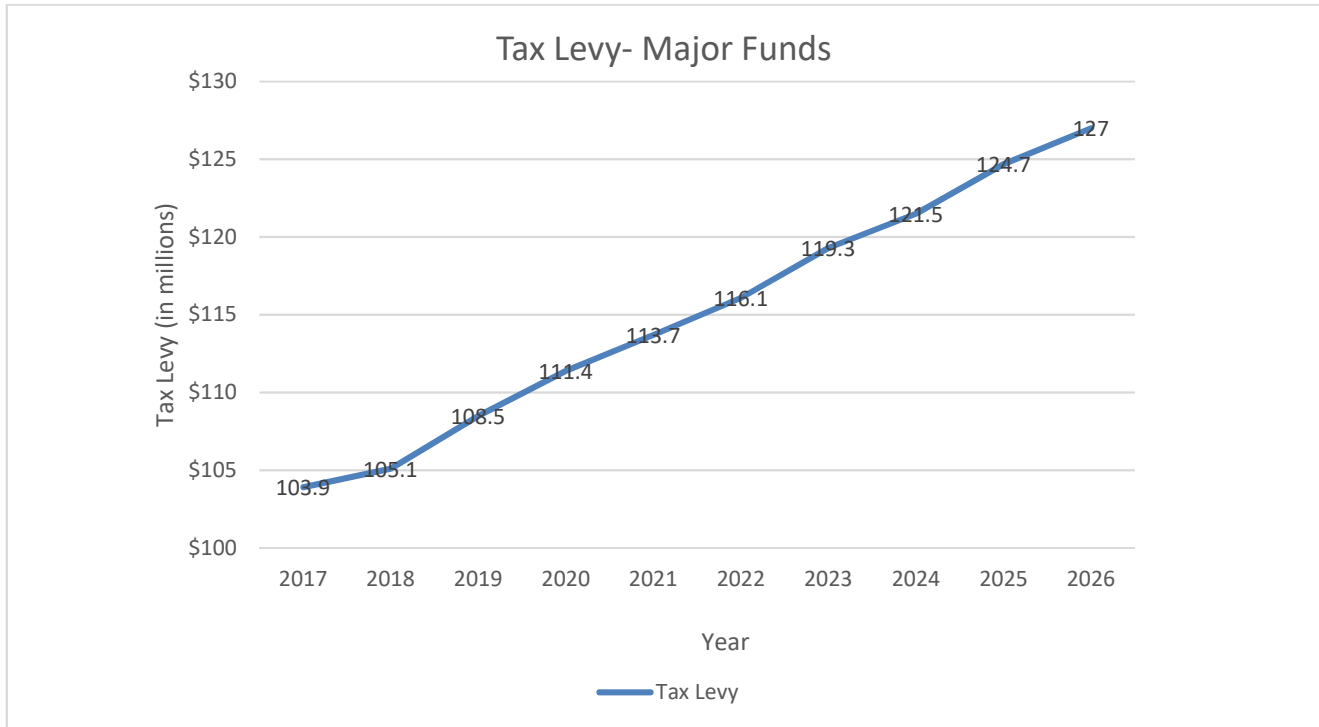
Town Taxes by School Districts



Town of Huntington Major 2026 Revenue Sources

Four Major Funds (*General Fund, Highway, Refuse District, and Part Town*)

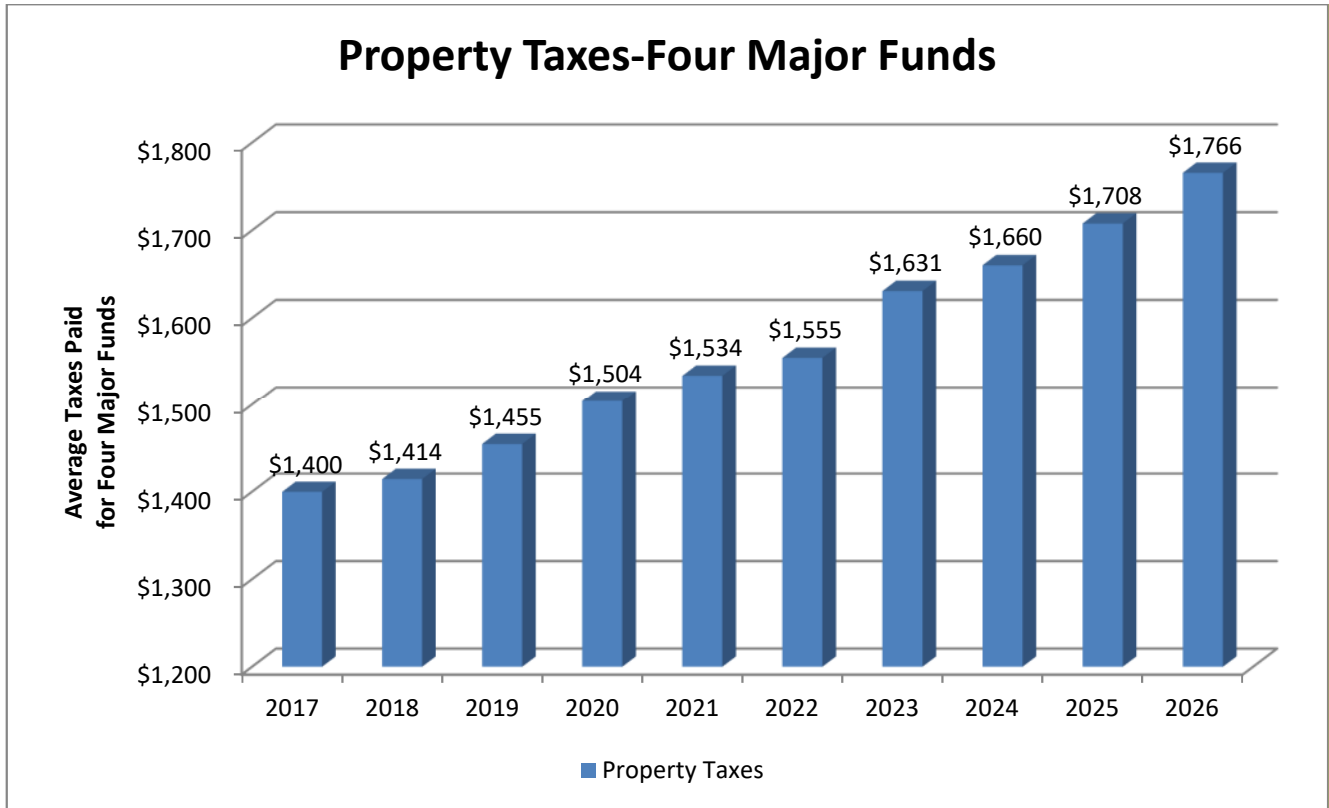
The 2026 property tax revenue for the four major funds comprises **\$127** million, or 52.6% of the total Town revenue. This is an increase of **\$2.3** million or 1.83% compared to the 2025 property tax revenue of **\$124.7** million, which is a result of contractual increases.



The Tax rates for these four funds affect all Town residents. The tax rate for the General Fund, the Highway Fund, and the Part Town Fund is calculated based on the assessed value of the property, while the Refuse District residents pay an assessment calculated by dividing the tax revenue needed by the number of households in the district.

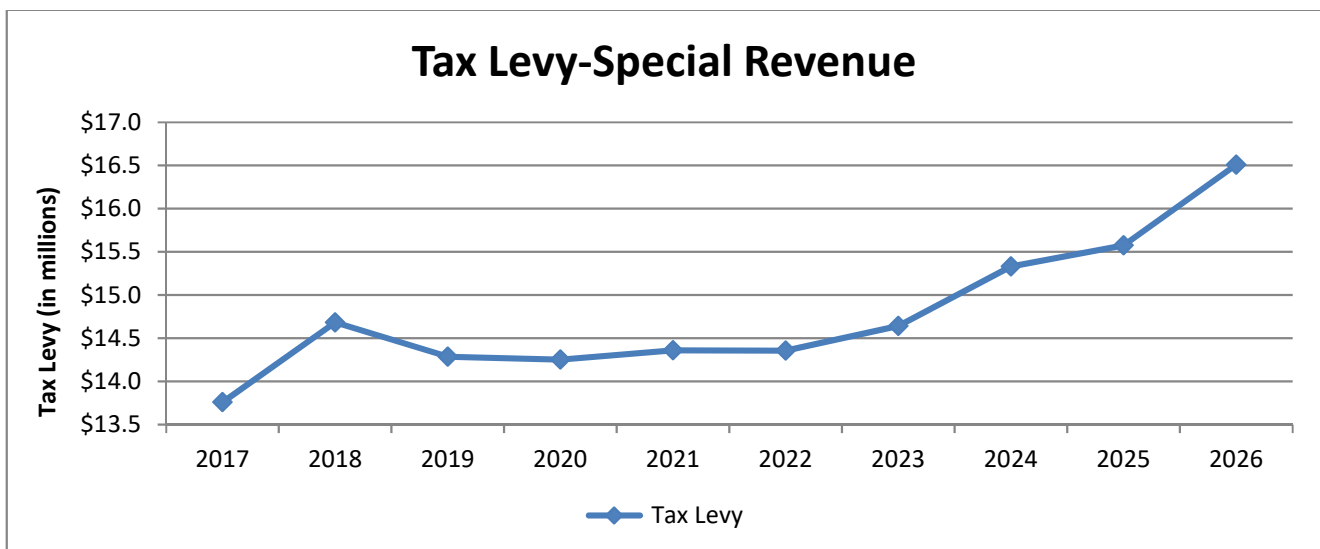
Town of Huntington Major 2026 Revenue Sources

The following is a historical analysis of the budgeted combined tax rates for a home that has an average assessed value of \$3,900 or a market value of \$709,090.



Special Revenue Funds

The 2026 property tax revenue for the Special Revenue funds combined comprises **\$16.51** million, or 6.84% of the total Town revenue. This is an increase of **\$.933** million compared to the **\$15.6** million in 2025 property tax revenue.

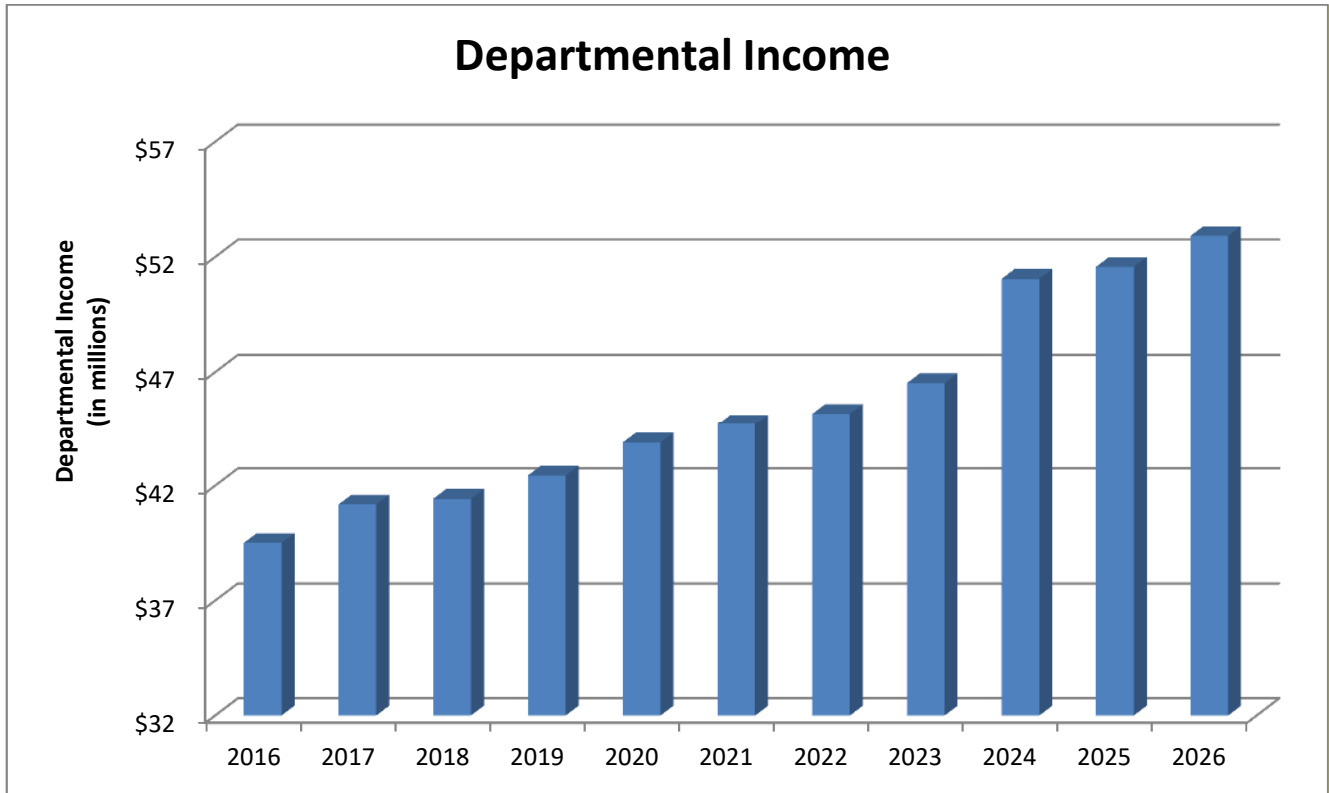


Town of Huntington Major 2026 Revenue Sources

Departmental Income

The 2026 departmental income for the Town consists of various fees for recreation programs, senior programs, adult education programs, and revenue generated by the Town's resource recovery plant.

Departmental revenue of **\$52.9** million for 2026 accounts for 21.57% of the Town's total revenue budget, an increase of **\$1.3** million or 2.6% from 2025.



Town of Huntington

Fund Structure

Major Funds

General Fund accounts for all general government activity townwide and the services traditionally provided to the Town's residents. This includes services provided by the Town Board and Town Supervisor, as well as the following administrative offices: Assessor, Audit & Control, Town Clerk, Tax Receiver, Personnel, Town Attorney, Audit & Control, and Information Technology, in addition to Parks and Recreation Services, General Services for buildings and grounds maintenance, Animal Control, Engineering, Public Safety, Human Services, Maritime services, Resource Recovery and Recycling, Bus Operations and the Planning Department.

Highway Fund accounts for the maintenance and repair of over 800 lane miles of streets, roads, rights-of-way, and all drainage systems throughout the Town that are not within Villages.

Part Town Fund accounts for all government activity for services not provided to Villages within the Town. This includes fire inspection services, building department services, accessory apartment services, zoning services, and code enforcement services.

Consolidated Refuse District Fund accounts for sanitation, recycling, and yard-waste collection services provided by both municipal employees and private contractors.

Non-Major Funds

Debt Service Fund accounts for the extinguishment of refinanced debt.

Board of Trustees Fund accounts for the administration of town properties.

Business Improvement Districts accounts for funding for the three business districts throughout the Town: Huntington Village, Cold Spring Harbor Village and Huntington Station Village.

Special District Funds

Fire Protection Funds accounts for the contracted funding provided by the Town Fire Protection District #1.

Street Lighting Fund accounts for the operational and administrative services providing streetlights on town, county and state roads throughout the Town and municipal commuter parking lots and garages other than those that are incorporated Villages.

Ambulance Districts accounts for the contracted funding of both the Commack Ambulance District (SM1) and the Huntington Community Ambulance (SM2) to provide emergency services to Town residents.

Town of Huntington

Fund Structure

Special District Funds (continued)

Huntington Sewer Districts accounts for the operation of sewage treatment plant that processes 2.5 million gallons of sewage per day from over 1400 parcels located within the district.

Centerport Sewer Districts accounts for the inter-municipal agreement with the Village of Northport that processes sewage at the Northport Sewage Treatment Plant for Town residents that are within the district.

Waste Water Disposal District accounts for operations of the scavenger waste facility where residential waste trucks service Town residents and process the waste into the Town's Sewage Treatment Plant.

Dix Hills Water District accounts for the public water supply, providing 8,400 homes and businesses within the district with high-quality drinking water through the operation of 17 water supply wells at 11 sites.

Component Units

The following three entities are legally separate component units of the Town and, because of the nature and significance of their relationship with the primary government, are combined in the Town's Annual Comprehensive Financial Report (ACFR). These component units are governed by legally separate boards, and their annual budgets are not included in the Town's adopted budgets.

Community Development Agency- A separate public benefit corporation created by state legislation to promote the safety, health, and welfare of Town residents. This entity is reported as a Special Revenue Fund in the ACFR.

Local Development Corporation- A separate public benefit corporation created by the Board to conduct activities that will relieve and reduce unemployment, promote and provide maximum employment, improve and maintain job opportunities, lessen the burden of governments, and act in the public interest. This entity is reported as a Special Revenue Fund in the ACFR.

Greenlawn Water District- Special district of the Town of Huntington that provides water services to residents and business within the district. This entity is combined with the Town's Water District and reported as a Non-major Governmental Special District.

South Huntington Water District - Special district of the Town of Huntington that provides water services to residents and business within the district. This entity is combined with the Town's Water District and reported as a Non-major Governmental Special District.

**Town of Huntington
Fund and Function Relationship Matrix**

Department Name	General Fund	Part Town Fund	Consolidated Refuse Fund	Highway Fund	Business Improvement District	Fire Districts	Street Lighting District
Assessor	X						
Audit & Control	X	X	X	X	X	X	X
Engineering	X	X					
Environmental Waste	X		X				
General Services	X						
Highway	X			X			
Human Services	X						
Information Tech	X	X	X	X			X
Maritime Services	X						
Parks & Recreation	X						
Planning & Environ	X	X					
Public Safety	X	X					
Receiver of Taxes	X						
Town Attorney	X	X					
Town Clerk	X	X					
Town Council	X	X	X	X	X	X	X
Town Supervisor	X	X	X	X	X	X	X
Transportation & Traffic	X	X					X

**Town of Huntington
Fund and Function Relationship Matrix**

Department Name	Commack Ambulance District	Huntington Community Ambulance District	Huntington Sewer District	Centerport Sewer District	Waste Water District	Dix Hills Water District
Assessor						
Audit & Control	X	X	X	X	X	X
Engineering						X
Environmental Waste			X	X	X	
General Services						
Highway						
Human Services						
Information Tech						X
Maritime Services						
Parks & Recreation						
Planning & Environ						
Public Safety						
Receiver of Taxes						
Town Attorney						
Town Clerk						
Town Council	X	X	X	X	X	X
Town Supervisor	X	X	X	X	X	X
Transportation & Traffic						

Fund Budgets



Town of Huntington
General Fund-By Function
For Fiscal Years Ending December 31, 2026

Actual 2024	Revised 2025	Projected 2025	Budget 2026
------------------------	-------------------------	---------------------------	------------------------

Funding Sources:

Program revenue and debt proceeds:

General Government	\$ 17,365,865	\$ 17,461,057	\$ 17,565,328	\$ 17,775,553
Public Safety	3,202,987	2,345,000	2,620,000	2,645,000
Health	360,713	362,991	361,988	361,988
Transportation	3,179,487	1,617,500	1,825,000	1,617,500
Economic Assistance and Opportunity	876,881	871,800	816,800	876,800
Culture and Recreation	10,481,178	9,394,720	8,744,771	9,848,720
Home and Community Services	27,221,033	27,838,746	26,174,578	27,838,746
Interfund Service Charges	4,763,526	6,887,171	6,887,171	5,340,467
Unallocated Revenue	61,930,887	62,549,926	63,472,449	62,097,550
Appropriated Fund Balance	-	9,770,715	9,210,031	2,799,522

Total Funding Sources

\$ 129,382,557	\$ 139,099,626	\$ 137,678,116	\$ 131,201,846
-----------------------	-----------------------	-----------------------	-----------------------

Funding Uses:

Program Expenditures:

General Government	\$ 42,803,067	\$ 48,822,424	\$ 49,123,706	\$ 49,216,162
Public Safety	9,639,972	9,984,975	9,983,706	10,106,665
Health	773,067	924,718	958,704	971,834
Transportation	9,685,840	9,654,254	9,804,118	9,772,369
Economic Assistance and Opportunity	3,629,829	4,109,418	3,815,812	4,054,920
Culture and Recreation	17,717,445	19,099,339	19,133,080	19,346,209
Home and Community Services	32,206,901	33,272,175	33,193,218	33,160,687
Debt Service Transfers	5,464,788	5,470,300	5,470,300	4,573,000
Interfund Transfers	4,470,022	8,226,848	7,671,162	-

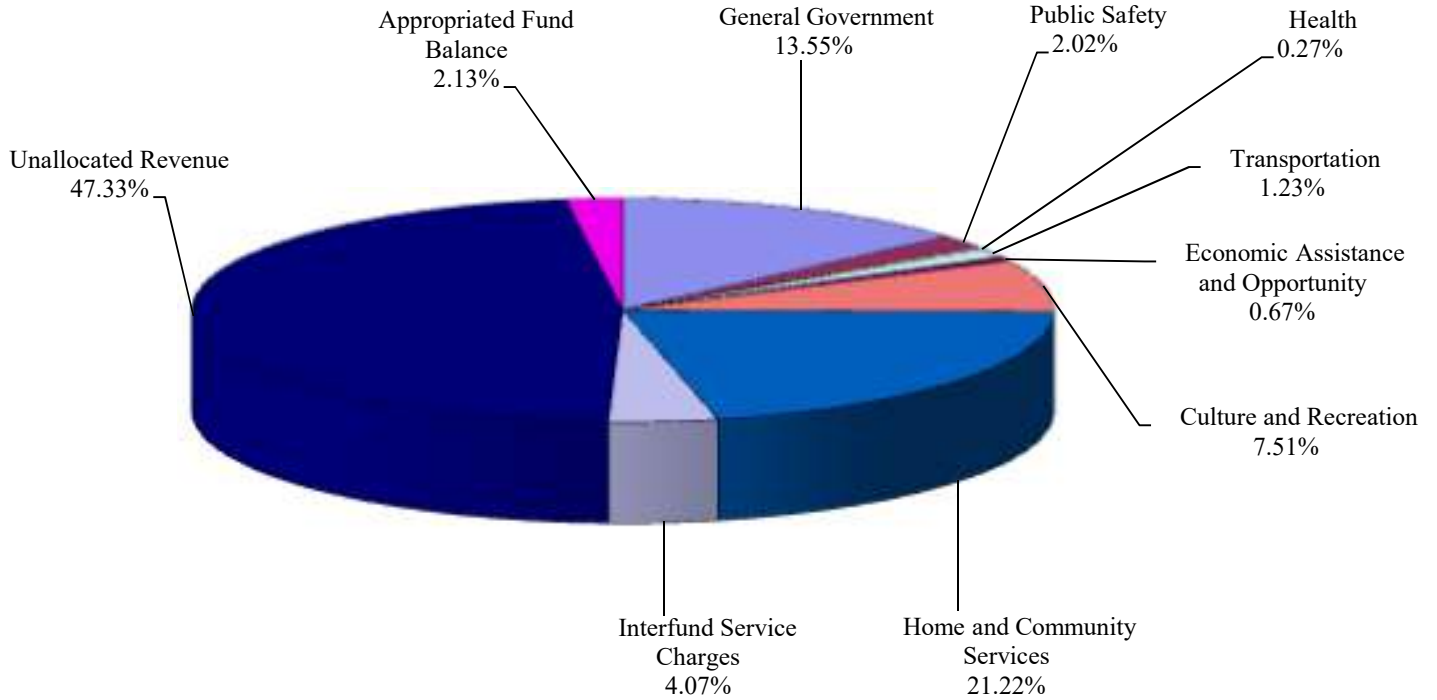
Total Funding Uses

\$ 126,390,931	\$ 139,564,451	\$ 139,153,806	\$ 131,201,846
-----------------------	-----------------------	-----------------------	-----------------------

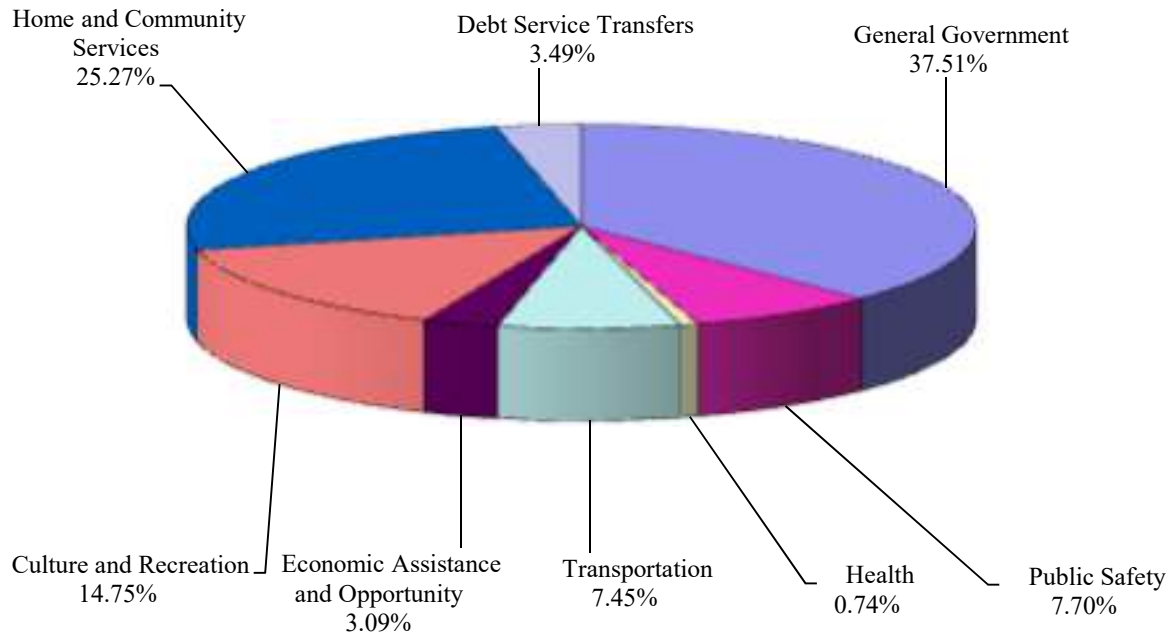
1. The Budget 2025 column includes prior year encumbrances funded by the Reserve for Encumbrances.
2. The Board of Trustees Fund is combined with the General Fund in compliance with GASB 54.

**Town of Huntington
General Fund-By Function
For Fiscal Years Ending December 31, 2026**

2026 PROGRAM REVENUE



2026 PROGRAM EXPENDITURES



Town of Huntington
General Fund-By Object and Source
For Fiscal Years Ending December 31, 2026

Actual	Revised	Projected	Budget
2024	2025	2025	2026

Funding Sources:

Revenues and debt proceeds:

Property Taxes	\$ 54,315,845	\$ 56,365,394	\$ 56,596,544	\$ 56,365,393
Other real property tax items	468,616	463,308	509,308	370,657
Non-property tax items	4,400,864	4,600,000	4,600,000	4,600,000
Departmental Income	40,342,845	38,470,100	36,058,121	38,923,300
Intergovernmental charges	151,891	120,000	159,000	120,000
Use of money and property	5,814,792	3,258,500	3,746,237	4,389,000
Licenses and Permits	939,512	1,151,000	1,151,900	1,161,297
Fines and Forfeitures	2,101,645	1,285,000	1,550,000	1,585,000
Sale of property and compensation for loss	789,074	1,805,471	1,952,443	327,246
Miscellaneous	2,123,670	1,842,000	1,831,905	2,140,000
State Aid	11,327,153	12,590,967	12,648,445	12,589,964
Federal Aid	1,843,124	490,000	777,011	490,000
Interfund Revenues	4,763,526	6,887,171	6,887,171	5,340,467
Appropriated Fund Balance	-	9,770,715	9,210,031	2,799,522
Total Funding Sources	\$ 129,382,557	\$ 139,099,626	\$ 137,678,116	\$ 131,201,846

Funding Uses:

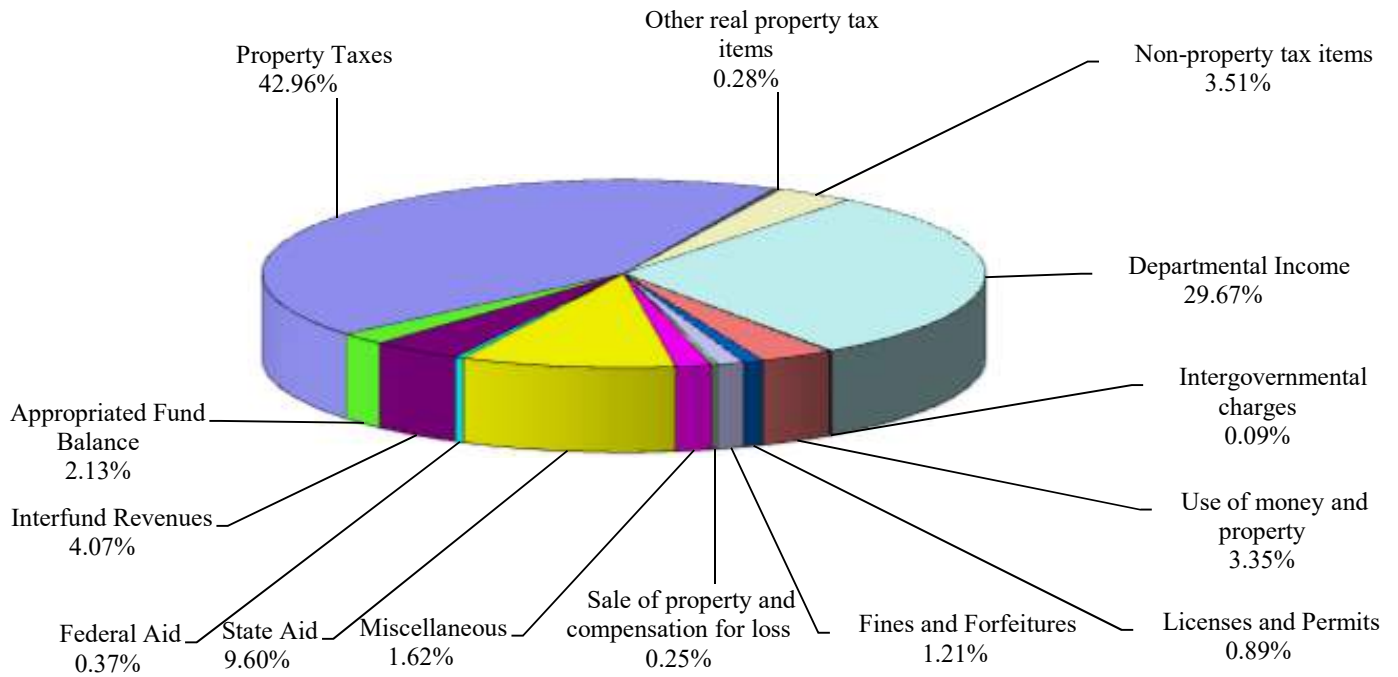
Expenditures:

Salary and wages	\$ 39,596,107	\$ 40,638,126	\$ 40,891,964	\$ 42,590,548
Employee benefits and taxes	28,578,594	30,511,699	30,459,693	30,949,219
Contractual, Materials and Supplies	47,640,429	52,000,769	51,937,859	50,844,929
Debt Principal	4,254,892	4,250,300	4,250,300	3,550,000
Debt Interest	1,209,896	1,220,000	1,220,000	1,023,000
Fixed Assets	640,991	2,716,709	2,722,828	2,244,150
Interfund Transfers	4,470,022	8,226,848	7,671,162	-
Total Funding Uses	\$ 126,390,931	\$ 139,564,451	\$ 139,153,806	\$ 131,201,846

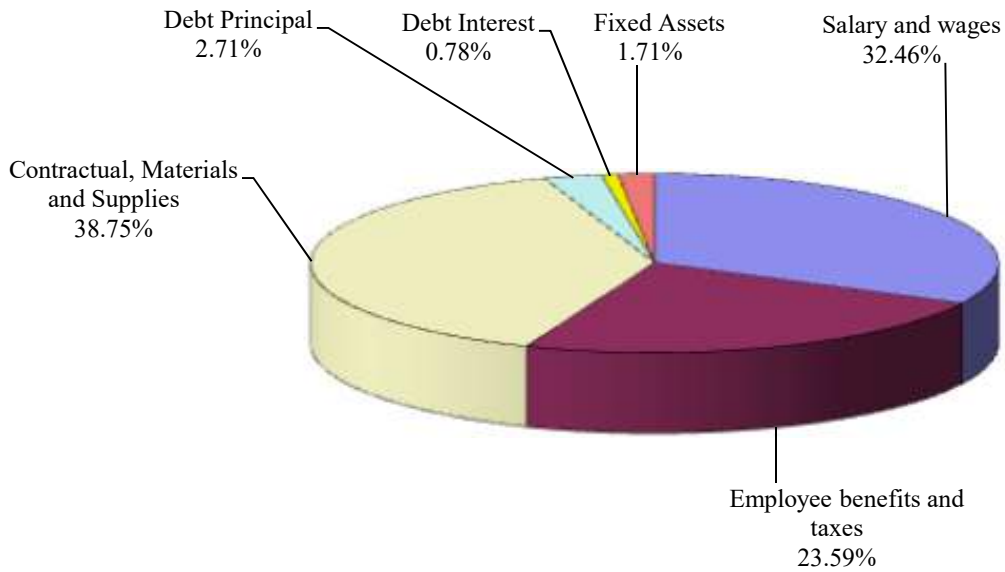
1. The Budget 2025 column includes prior year encumbrances funded by the Reserve for Encumbrances.
2. The Board of Trustees Fund is combined with the General Fund in compliance with GASB 54.

Town of Huntington
General Fund-By Object and Source
For Fiscal Years Ending December 31, 2026

2026 REVENUE BY SOURCE



2026 EXPENDITURES BY OBJECT



Town of Huntington
Highway Fund-By Function
For Fiscal Years Ending December 31, 2026

Actual 2024	Revised 2025	Projected 2025	Budget 2026
------------------------	-------------------------	---------------------------	------------------------

Funding Sources:

Program revenue and debt proceeds:

General Government	\$ -	\$ -	\$ -	\$ -
Transportation	6,266,225	4,914,210	4,789,210	1,914,000
Interfund Service Charges	-	3,000,792	3,000,792	-
Unallocated Revenue	38,803,307	39,050,662	39,291,315	41,443,042
Appropriated Fund Balance	-	3,599,208	3,599,208	450,000
Total Funding Sources	\$ 45,069,532	\$ 50,564,872	\$ 50,680,525	\$ 43,807,042

Funding Uses:

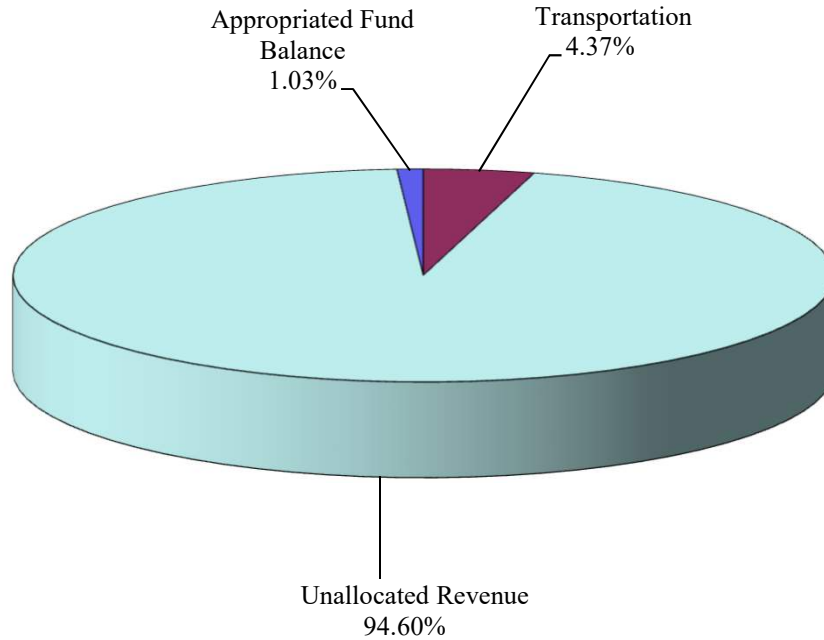
Program Expenditures:

General Government	\$ 371,293	\$ 304,819	\$ 304,819	\$ 462,200
Transportation	36,192,737	38,062,491	39,264,284	37,048,842
Debt Service Transfers	5,676,600	5,900,000	5,900,000	6,296,000
Interfund Transfers	2,663,751	6,346,033	6,346,033	-
Total Funding Uses	\$ 44,904,381	\$ 50,613,343	\$ 51,815,136	\$ 43,807,042

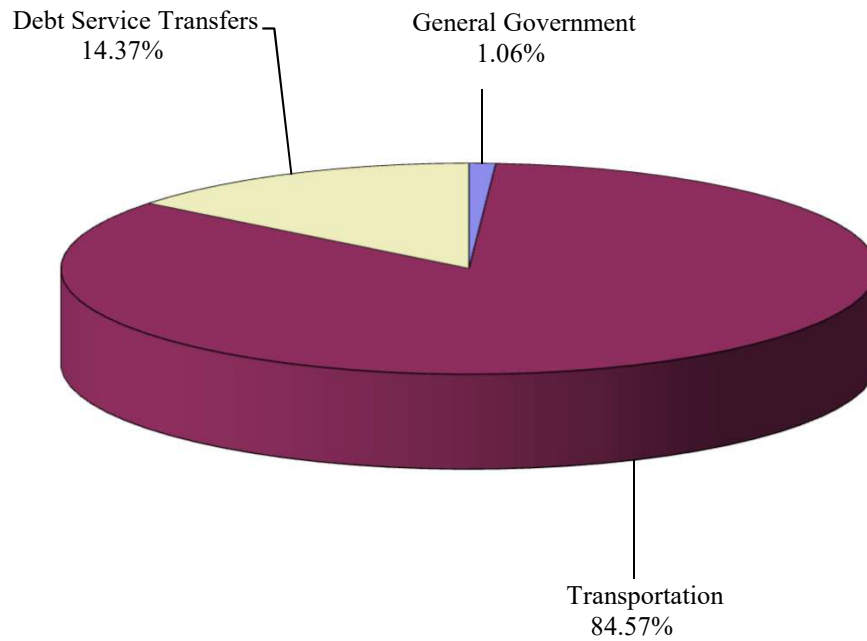
1. The Budget 2025 column includes prior year encumbrances funded by the Reserve for Encumbrances.

Town of Huntington
Highway Fund-By Function
For Fiscal Years Ending December 31, 2026

2026 PROGRAM REVENUE



2026 PROGRAM EXPENDITURES



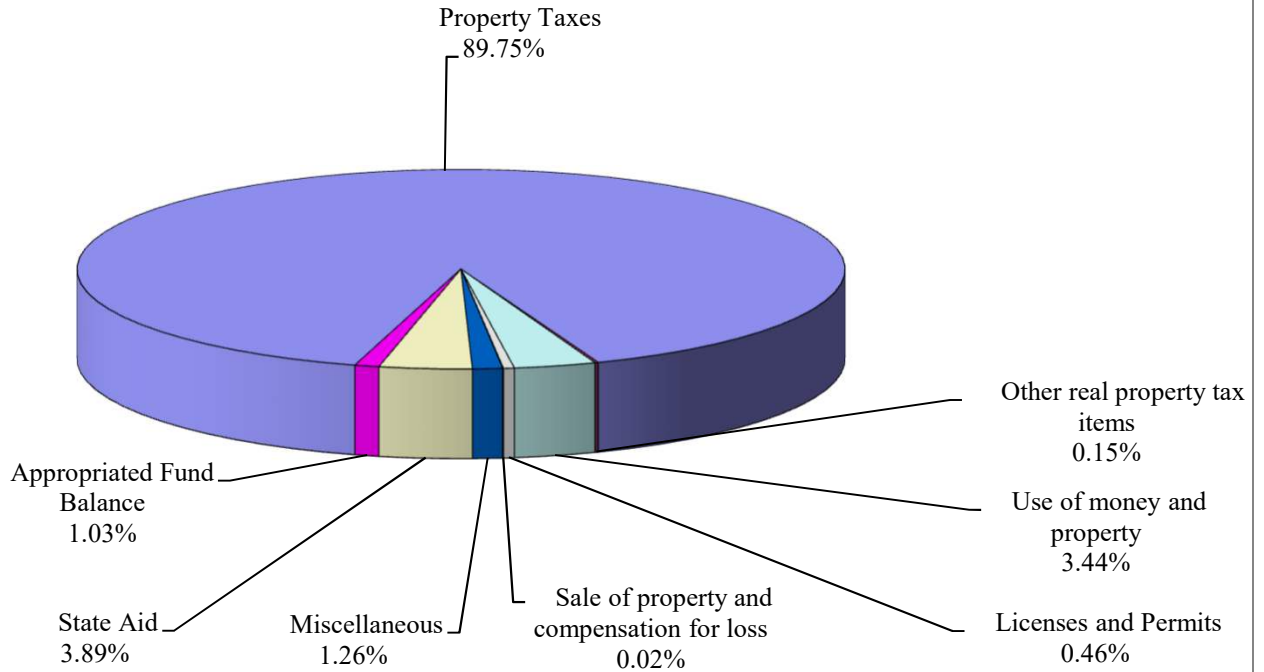
Town of Huntington
Highway Fund-By Object and Source
For Fiscal Years Ending December 31, 2026

	Actual 2024	Revised 2025	Projected 2025	Budget 2026
Funding Sources:				
Revenues and debt proceeds:				
Property Taxes	\$ 35,868,849	\$ 36,886,225	\$ 36,886,226	\$ 39,315,323
Other real property tax items	102,155	152,769	152,769	66,051
Departmental Income	2,030,451	446,033	446,033	-
Use of money and property	1,757,335	1,506,568	1,461,418	1,506,568
Licenses and Permits	219,575	200,000	50,000	200,000
Sale of property and compensation for loss	181,476	13,000	90,551	13,000
Miscellaneous	903,074	500,100	706,351	550,100
State Aid	4,006,617	4,260,177	4,287,177	1,706,000
Interfund Transfers	-	3,000,792	3,000,792	-
Appropriated Fund Balance	-	3,599,208	3,599,208	450,000
Total Funding Sources	\$ 45,069,532	\$ 50,564,872	\$ 50,680,525	\$ 43,807,042
Funding Uses:				
Expenditures:				
Salary and wages	\$ 14,352,905	\$ 13,445,256	\$ 14,622,256	\$ 15,362,654
Employee benefits and taxes	12,044,127	13,482,206	13,506,999	13,701,148
Contractual, Materials and Supplies	5,652,803	6,420,466	6,420,466	6,163,240
Debt Principal	4,289,874	4,400,000	4,400,000	4,680,000
Debt Interest	1,386,726	1,500,000	1,500,000	1,616,000
Fixed Assets	4,514,195	5,019,382	5,019,382	2,284,000
Interfund Transfers	2,663,751	6,346,033	6,346,033	-
Total Funding Uses	\$ 44,904,381	\$ 50,613,343	\$ 51,815,136	\$ 43,807,042

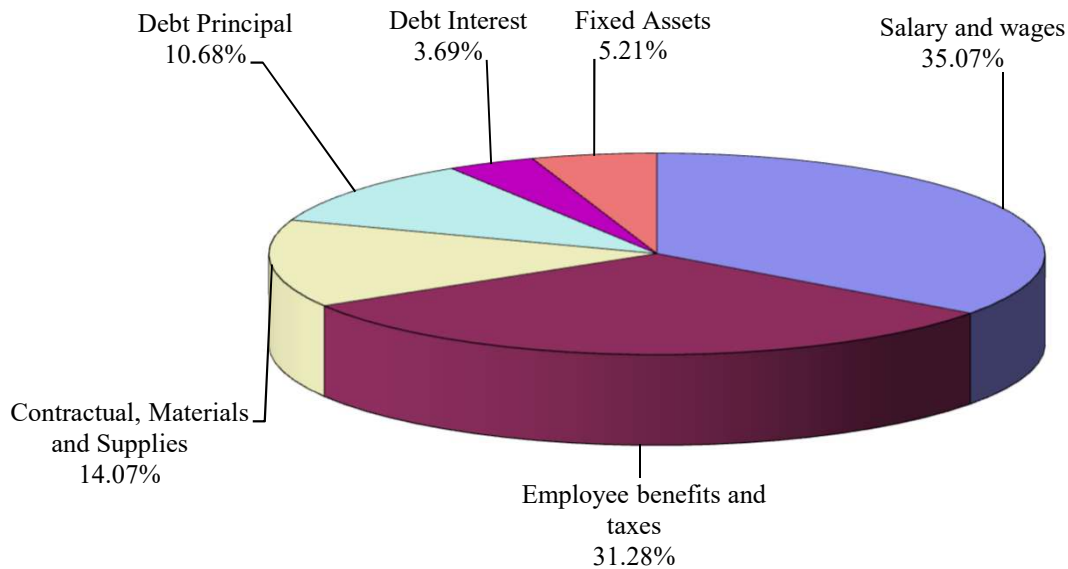
1. The Budget 2025 column includes prior year encumbrances funded by the Reserve for Encumbrances.

Town of Huntington
Highway Fund-By Object and Source
For Fiscal Years Ending December 31, 2026

2026 REVENUE BY SOURCE



2026 EXPENDITURES BY OBJECT



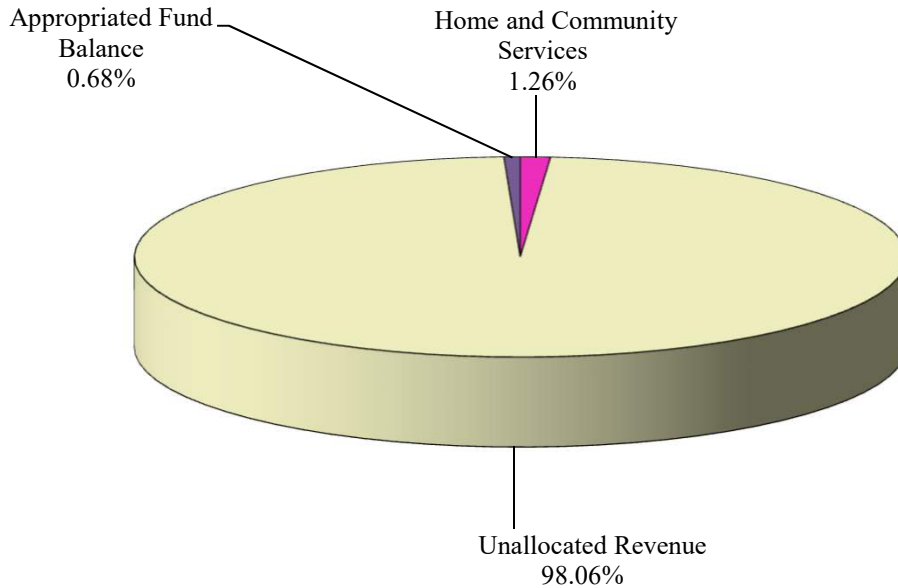
Town of Huntington
Consolidated Refuse Fund-By Function
For Fiscal Years Ending December 31, 2026

	Actual 2024	Revised 2025	Projected 2025	Budget 2026
Funding Sources:				
Program revenue and debt proceeds:				
Home and Community Services	385,728	370,249	370,250	370,250
Interfund Service Charges	-	95,583	95,583	-
Unallocated Revenue	29,619,382	28,717,984	29,252,884	28,877,870
Appropriated Fund Balance	-	254,418	339,180	200,000
Total Funding Sources	\$ 30,005,110	\$ 29,438,234	\$ 30,057,897	\$ 29,448,120
Funding Uses:				
Program Expenditures:				
General Government	\$ 205,464	\$ 291,032	\$ 291,032	\$ 234,500
Home and Community Services	24,945,018	26,199,840	26,199,840	26,583,487
Debt Service Transfers	267,573	267,600	267,600	213,000
Interfund Transfers	2,513,599	2,686,463	2,686,463	2,417,133
Total Funding Uses	\$ 27,931,654	\$ 29,444,935	\$ 29,444,935	\$ 29,448,120

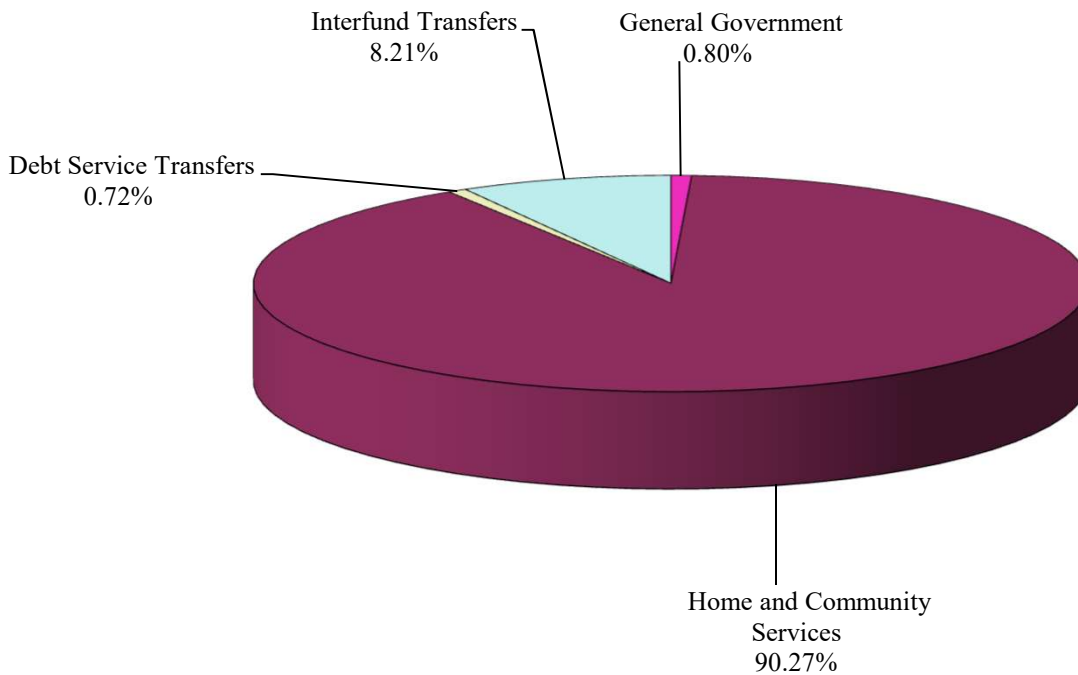
1. The Budget 2025 column includes prior year encumbrances funded by the Reserve for Encumbrances.

Town of Huntington
Consolidated Refuse Fund-By Function
For Fiscal Years Ending December 31, 2026

2026 PROGRAM REVENUE



2026 PROGRAM EXPENDITURES



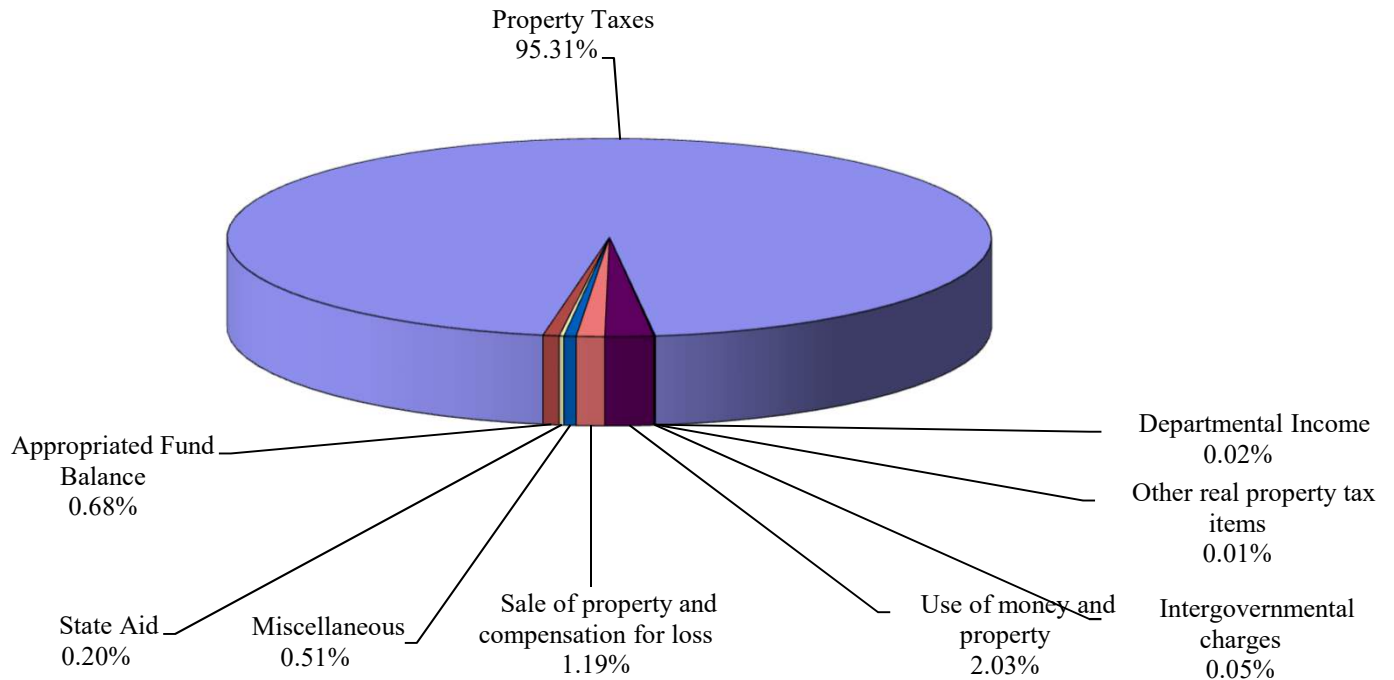
Town of Huntington
Consolidated Refuse Fund-By Object and Source
For Fiscal Years Ending December 31, 2026

	Actual 2024	Revised 2025	Projected 2025	Budget 2026
Funding Sources:				
Revenues and debt proceeds:				
Property Taxes	\$ 28,086,597	\$ 28,206,324	\$ 28,206,325	\$ 28,066,211
Other real property tax items	17,798	1,641	1,641	1,641
Departmental Income	6,270	6,000	6,000	6,000
Intergovernmental charges	8,620	14,250	14,250	14,250
Use of money and property	1,118,898	300,000	819,800	600,000
Sale of property and compensation for loss	472,804	350,000	365,100	350,000
Miscellaneous	164,313	150,000	150,000	150,000
State Aid	129,810	60,018	60,018	60,018
Interfund Transfers	-	95,583	95,583	-
Appropriated Fund Balance	-	254,418	339,180	200,000
Total Funding Sources	\$ 30,005,110	\$ 29,438,234	\$ 30,057,897	\$ 29,448,120
Funding Uses:				
Expenditures:				
Salary and wages	\$ 4,465,714	\$ 4,498,763	\$ 4,498,763	\$ 4,565,691
Employee benefits and taxes	4,009,530	4,339,708	4,339,708	4,636,532
Contractual, Materials and Supplies	16,637,608	17,635,901	17,635,901	17,599,264
Debt Principal	208,135	217,400	217,400	172,000
Debt Interest	59,438	50,200	50,200	41,000
Fixed Assets	37,630	21,500	16,500	16,500
Interfund Transfers	2,513,599	2,686,463	2,686,463	2,417,133
Total Funding Uses	\$ 27,931,654	\$ 29,449,935	\$ 29,444,935	\$ 29,448,120

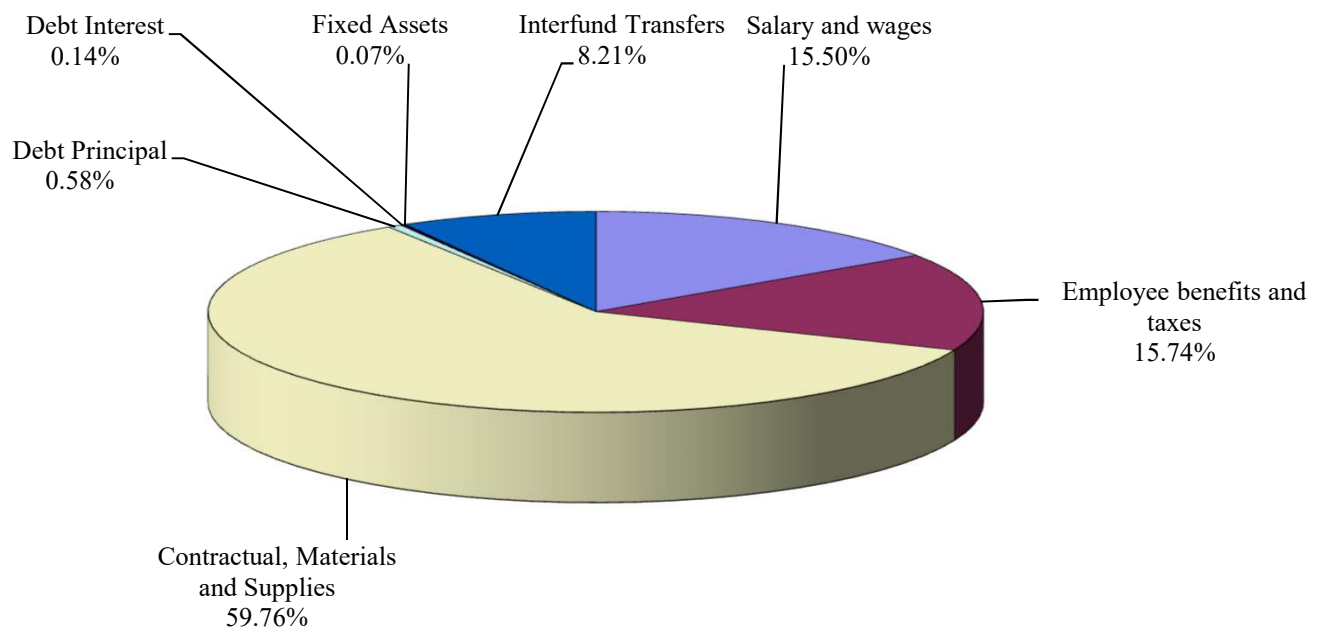
1. The Budget 2025 column includes prior year encumbrances funded by the Reserve for Encumbrances.

Town of Huntington
Consolidated Refuse Fund-By Object and Source
For Fiscal Years Ending December 31, 2026

2026 REVENUE BY SOURCE



2026 EXPENDITURES BY OBJECT



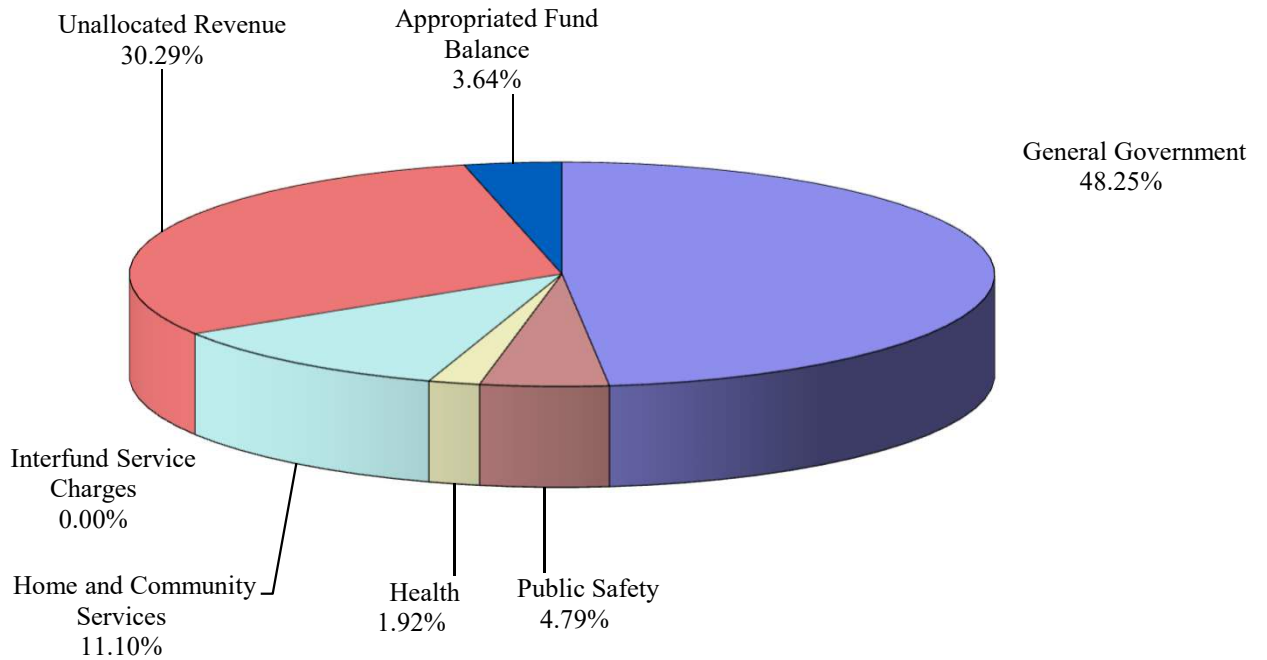
Town of Huntington
Part Town Fund-By Function
For Fiscal Years Ending December 31, 2026

	Actual 2024	Revised 2025	Projected 2025	Budget 2026
Funding Sources:				
Program revenue and debt proceeds:				
General Government	\$ 6,080,385	\$ 6,335,000	\$ 5,666,600	\$ 6,292,000
Public Safety	664,561	625,000	625,000	625,000
Health	294,450	250,000	250,000	250,000
Home and Community Services	452,096	1,448,000	978,977	1,448,000
Interfund Service Charges	-	11,232	11,232	
Unallocated Revenue	4,154,242	3,967,119	3,916,283	3,949,459
Appropriated Fund Balance	-	498,768	510,000	475,000
Total Funding Sources	\$ 11,645,734	\$ 13,135,119	\$ 11,958,092	\$ 13,039,459
Funding Uses:				
Program Expenditures:				
General Government	\$ 3,924,655	\$ 4,426,446	\$ 4,426,446	\$ 4,535,535
Public Safety	3,938,429	4,442,771	4,453,671	4,407,050
Health	76,592	198,213	198,213	203,056
Home and Community Services	3,295,840	3,773,308	3,775,308	3,631,818
Debt Service Transfers	295,499	265,200	265,200	262,000
Interfund Transfers	797,882	35,000	35,000	-
Total Funding Uses	\$ 12,328,897	\$ 13,140,938	\$ 13,153,838	\$ 13,039,459

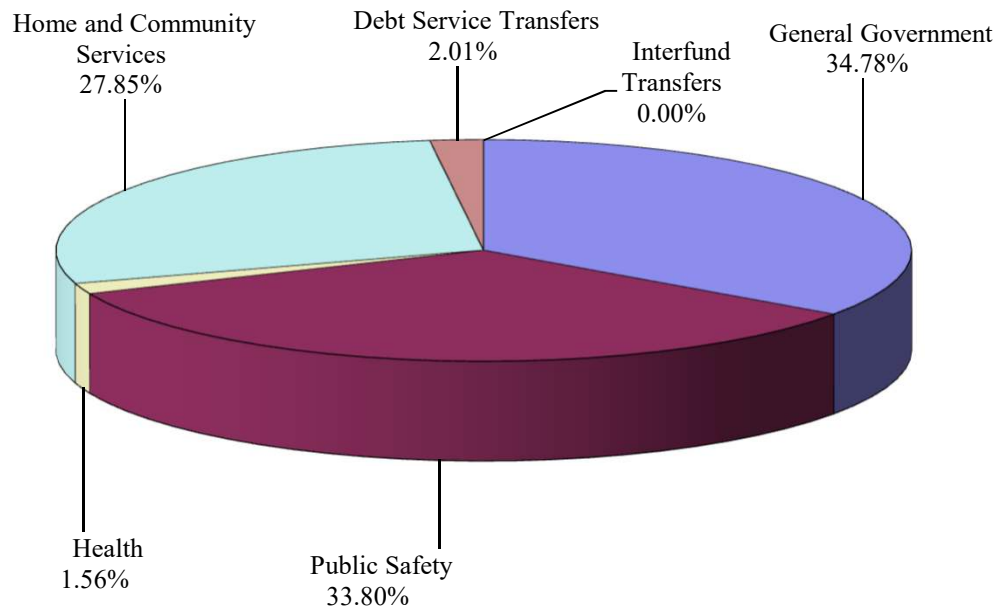
1. The Budget 2025 column includes prior year encumbrances funded by the Reserve for Encumbrances.

**Town of Huntington
Part Town Fund-By Function
For Fiscal Years Ending December 31, 2026**

2026 PROGRAM REVENUE



2026 PROGRAM EXPENDITURES



Town of Huntington
Part Town Fund-By Object and Source
For Fiscal Years Ending December 31, 2026

	Actual 2024	Revised 2025	Projected 2025	Budget 2026
Funding Sources:				
Revenues and debt proceeds:				
Property Taxes	\$ 3,304,200	\$ 3,370,282	\$ 3,370,282	\$ 3,368,766
Other real property tax items	9,422	23,187	23,187	7,043
Departmental Income	6,936,272	7,640,500	6,476,477	7,640,500
Interfund Transfers	-	11,232	11,232	-
Use of money and property	525,976	198,150	258,300	198,150
Licenses and Permits	548,409	1,093,000	987,000	1,050,000
Miscellaneous	321,455	300,000	314,014	300,000
State Aid	-	-	7,600	-
Appropriated Fund Balance	-	498,768	510,000	475,000
Total Funding Sources	\$ 11,645,734	\$ 13,135,119	\$ 11,958,092	\$ 13,039,459

Funding Uses:

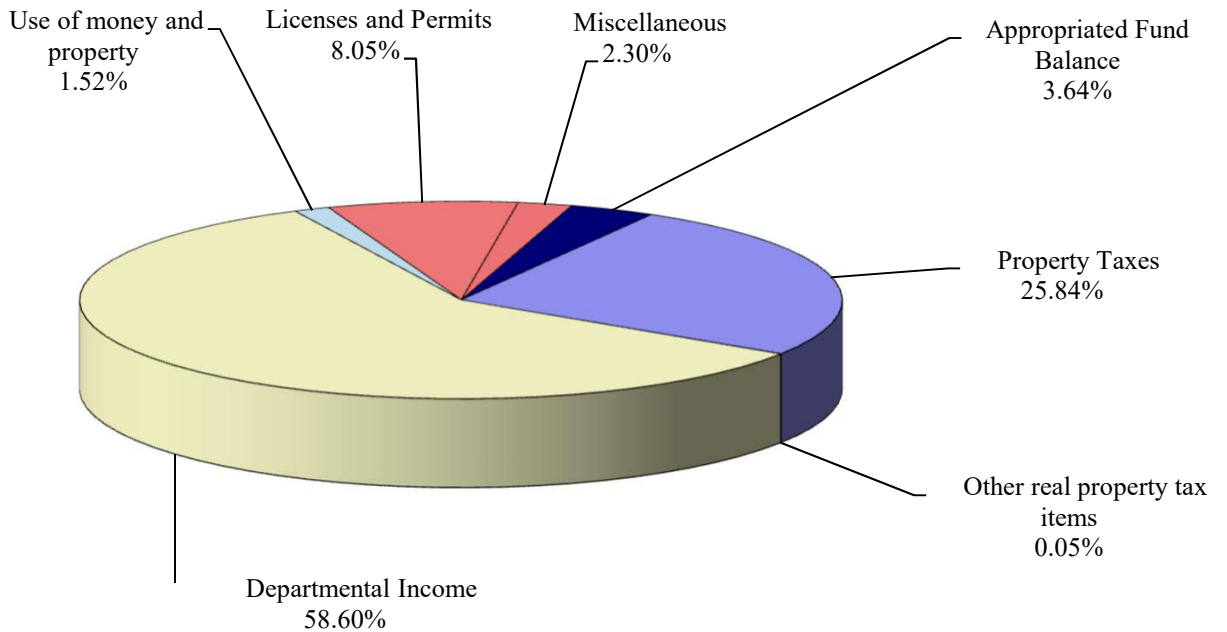
Expenditures:

Salary and wages	\$ 5,796,459	\$ 6,432,087	\$ 6,444,987	\$ 6,423,643
Employee benefits and taxes	4,608,301	5,371,182	5,371,182	5,422,166
Contractual, Materials and Supplies	691,082	1,033,041	1,033,041	909,400
Debt Principal	245,204	225,000	225,000	210,000
Debt Interest	50,295	40,200	40,200	52,000
Fixed Assets	139,674	4,428	4,428	22,250
Interfund Transfers	797,882	35,000	35,000	-
Total Funding Uses	\$ 12,328,897	\$ 13,140,938	\$ 13,153,838	\$ 13,039,459

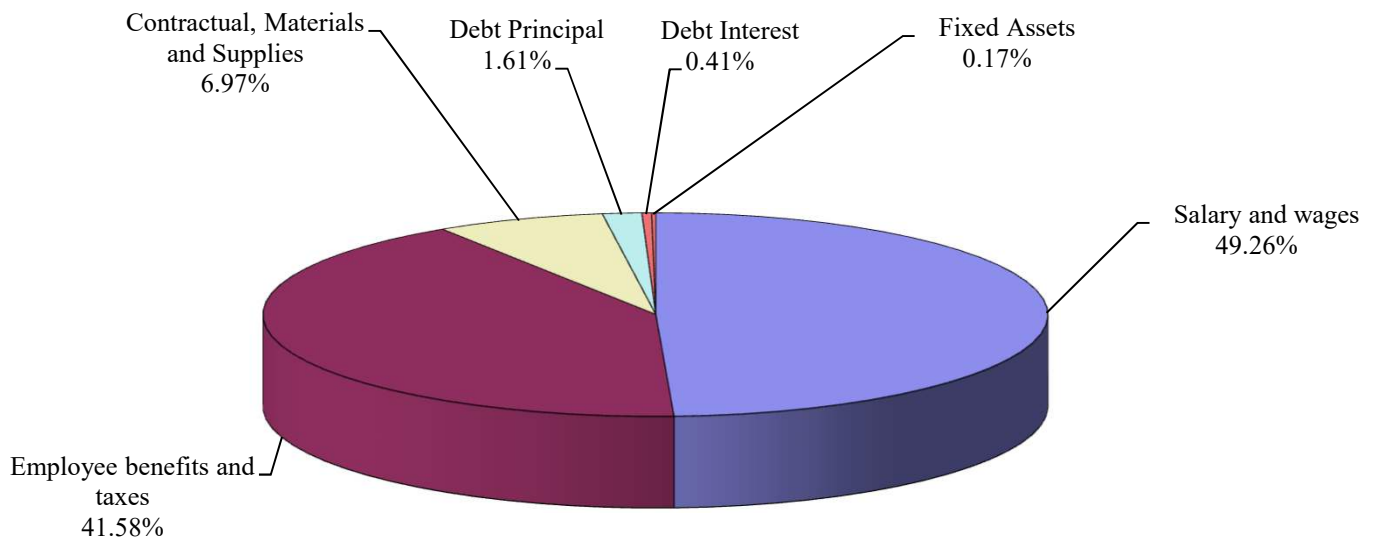
1. The Budget 2025 column includes prior year encumbrances funded by the Reserve for Encumbrances.

Town of Huntington
Part Town Fund-By Object and Source
For Fiscal Years Ending December 31, 2026

2026 REVENUE BY SOURCE



2026 EXPENDITURES BY OBJECT



Town of Huntington
Business Improvement District Fund-By Function
For Fiscal Years Ending December 31, 2026

Actual 2024	Revised 2025	Projected 2025	Budget 2026
----------------	-----------------	-------------------	----------------

Funding Sources:

Program revenue and debt proceeds:

Unallocated Revenue	\$ 186,500	\$ 190,235	\$ 190,235	\$ 194,053
Total Funding Sources	\$ 186,500	\$ 190,235	\$ 190,235	\$ 194,053

Funding Uses:

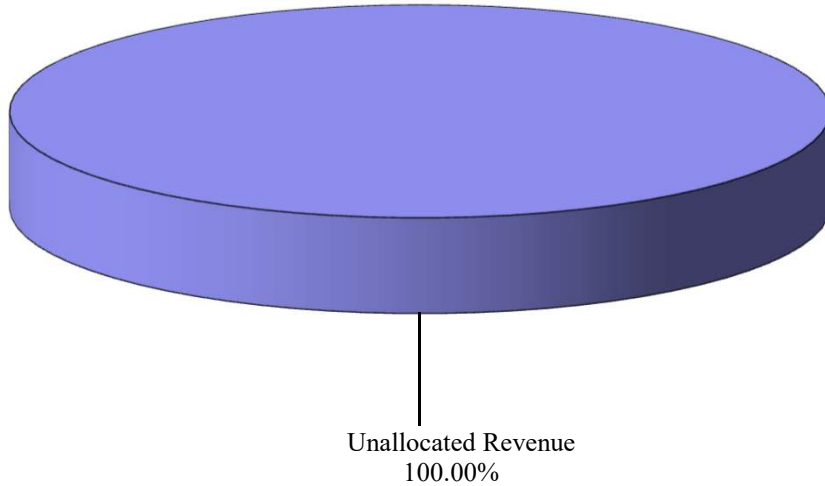
Program Expenditures:

Home and Community Services	\$ 186,500	\$ 190,235	\$ 190,235	\$ 194,053
Total Funding Uses	\$ 186,500	\$ 190,235	\$ 190,235	\$ 194,053

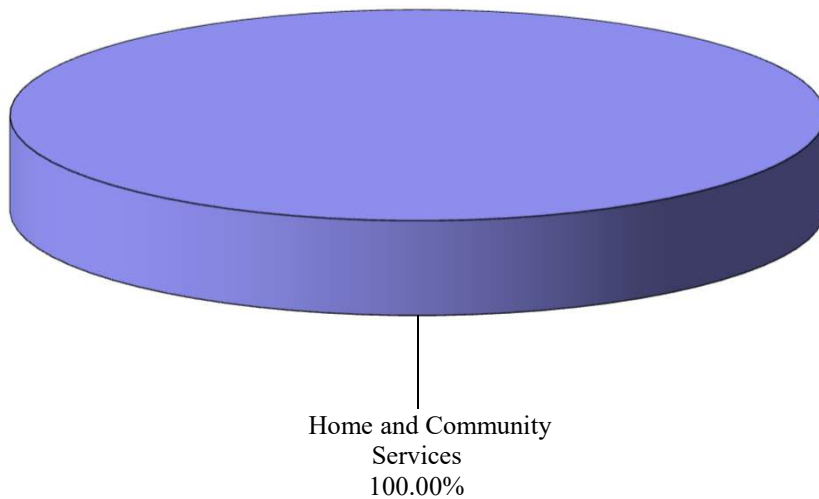
1. The Budget 2025 column includes prior year encumbrances funded by the Reserve for Encumbrances.

Town of Huntington
Business Improvement District Fund-By Function
For Fiscal Years Ending December 31, 2026

2026 PROGRAM REVENUE



2026 PROGRAM EXPENDITURES



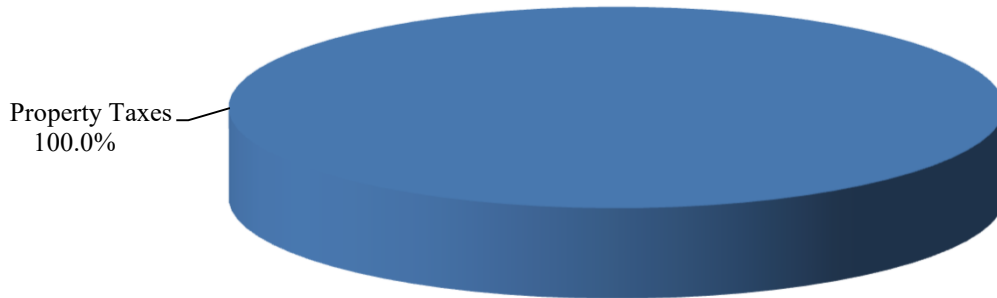
Town of Huntington
Business Improvement District Fund-By Object and Source
For Fiscal Years Ending December 31, 2026

	Actual 2024	Revised 2025	Projected 2025	Budget 2026
Funding Sources:				
Revenues and debt proceeds:				
Property Taxes	\$ 186,500	\$ 190,230	\$ 190,230	\$ 194,048
Other real property tax items	-	5	5	5
Total Funding Sources	\$ 186,500	\$ 190,235	\$ 190,235	\$ 194,053
Funding Uses:				
Expenditures:				
Contractual, Materials and Supplies	\$ 186,500	\$ 190,235	\$ 190,235	\$ 194,053
Total Funding Uses	\$ 186,500	\$ 190,235	\$ 190,235	\$ 194,053

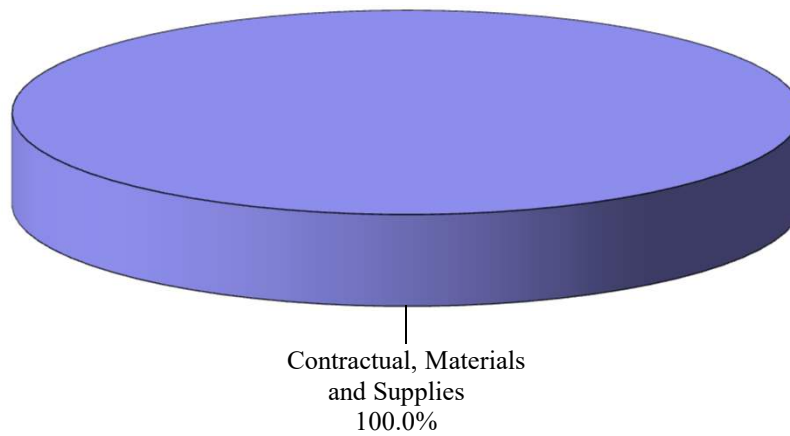
1. The Budget 2025 column includes prior year encumbrances funded by the Reserve for Encumbrances.

Town of Huntington
Business Improvement District Fund-By Object and Source
For Fiscal Years Ending December 31, 2026

2026 REVENUE BY SOURCE



2026 EXPENDITURES BY OBJECT



Town of Huntington
Fire Protection Fund-By Function
For Fiscal Years Ending December 31, 2026

Actual 2024	Revised 2025	Projected 2025	Budget 2026
------------------------	-------------------------	---------------------------	------------------------

Funding Sources:

Program revenue and debt proceeds:

General Government	\$ 23,989	\$ 34,152	\$ 34,200	\$ 25,000
Unallocated Revenue	\$ 1,839,154	\$ 1,823,477	\$ 1,854,477	\$ 1,878,459
Total Funding Sources	\$ 1,863,143	\$ 1,857,629	\$ 1,888,677	\$ 1,903,459

Funding Uses:

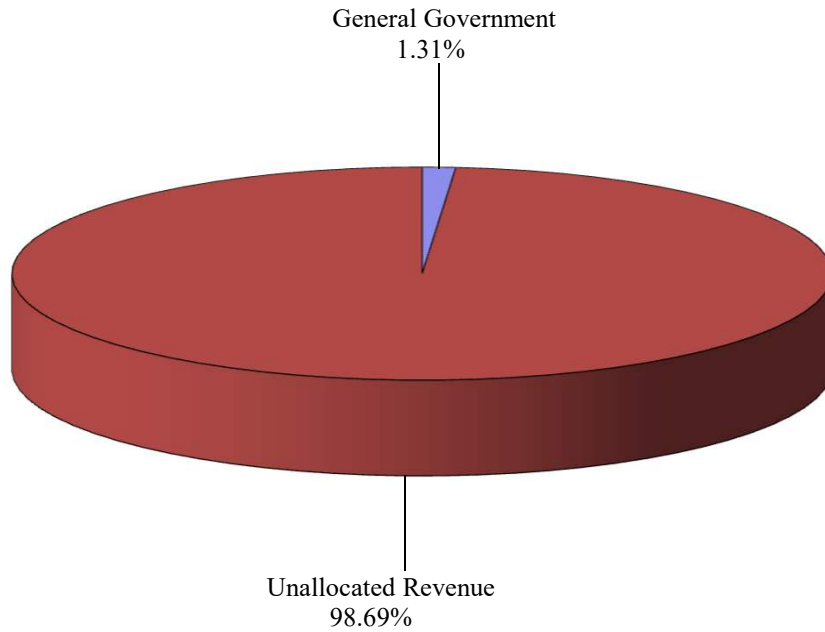
Program Expenditures:

Public Safety	1,709,204	1,754,035	1,754,035	1,778,601
Interfund Transfers	111,807	103,594	103,594	124,858
Total Funding Uses	\$ 1,821,011	\$ 1,857,629	\$ 1,857,629	\$ 1,903,459

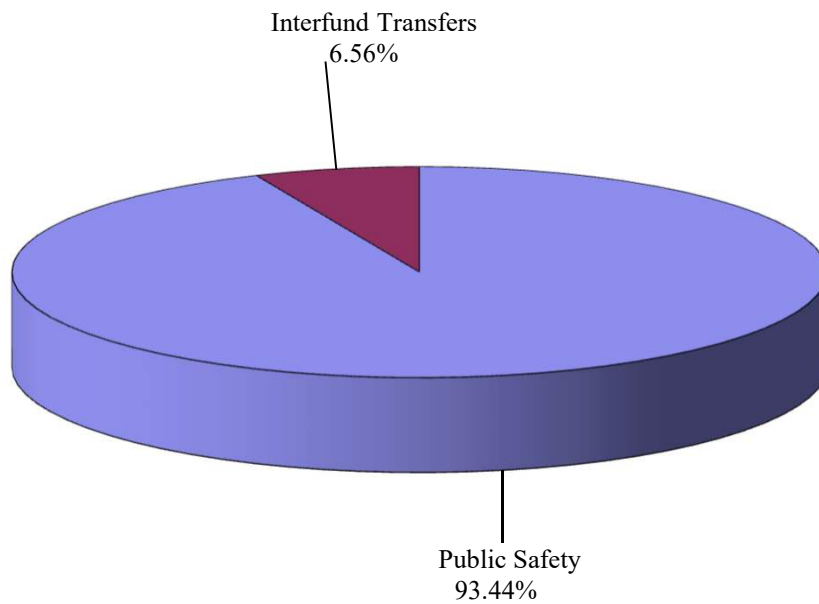
1. The Budget 2025 column includes prior year encumbrances funded by the Reserve for Encumbrances.

**Town of Huntington
Fire Protection Fund-By Function
For Fiscal Years Ending December 31, 2026**

2026 PROGRAM REVENUE



2026 PROGRAM EXPENDITURES



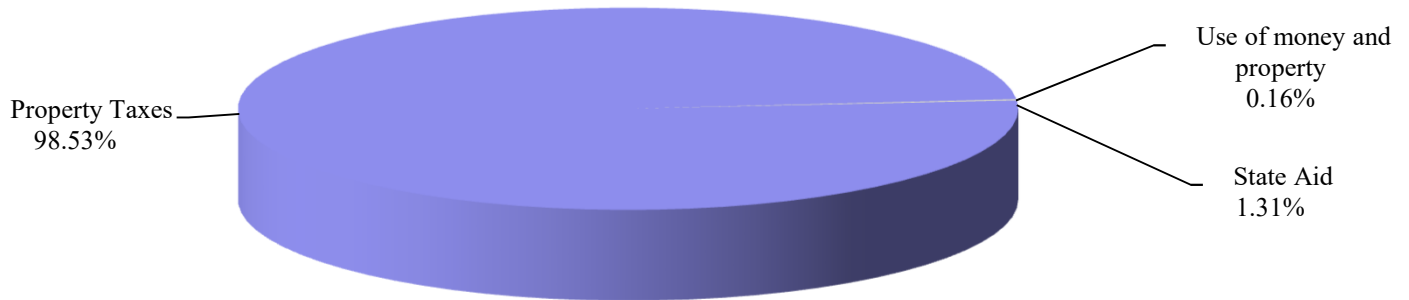
Town of Huntington
Fire Protection Fund-By Object and Source
For Fiscal Years Ending December 31, 2026

	Actual 2024	Revised 2025	Projected 2025	Budget 2026
Funding Sources:				
Revenues and debt proceeds:				
Property Taxes	\$ 1,795,632	\$ 1,820,477	\$ 1,820,477	\$ 1,875,459
Other real property tax items	1,140	-	-	-
Use of money and property	42,382	3,000	34,000	3,000
State Aid	23,989	34,152	34,200	25,000
Total Funding Sources	\$ 1,863,143	\$ 1,857,629	\$ 1,888,677	\$ 1,903,459
Funding Uses:				
Expenditures:				
Contractual, Materials and Supplies	\$ 1,709,204	\$ 1,754,035	\$ 1,754,035	\$ 1,778,601
Interfund Transfers	111,807	103,594	103,594	124,858
Total Funding Uses	\$ 1,821,011	\$ 1,857,629	\$ 1,857,629	\$ 1,903,459

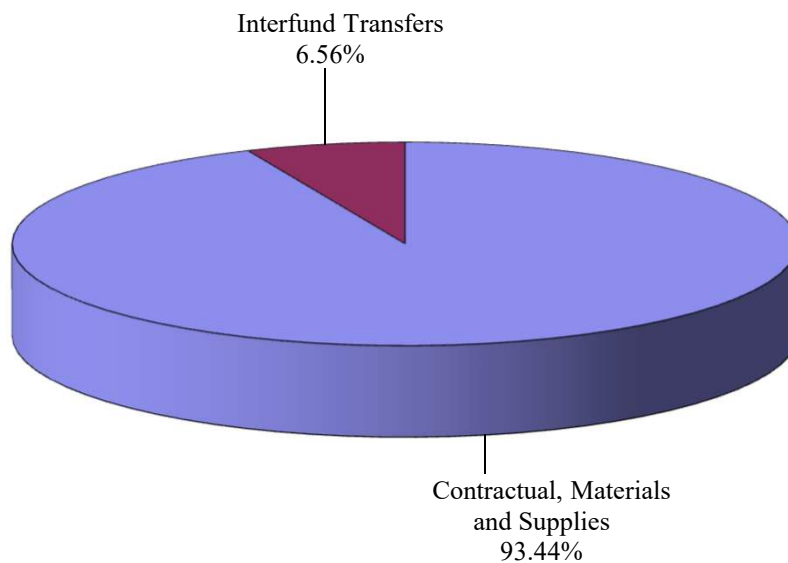
1. The Budget 2025 column includes prior year encumbrances funded by the Reserve for Encumbrances.

Town of Huntington
Fire Protection Fund-By Object and Source
For Fiscal Years Ending December 31, 2026

2026 REVENUE BY SOURCE



2026 EXPENDITURES BY OBJECT



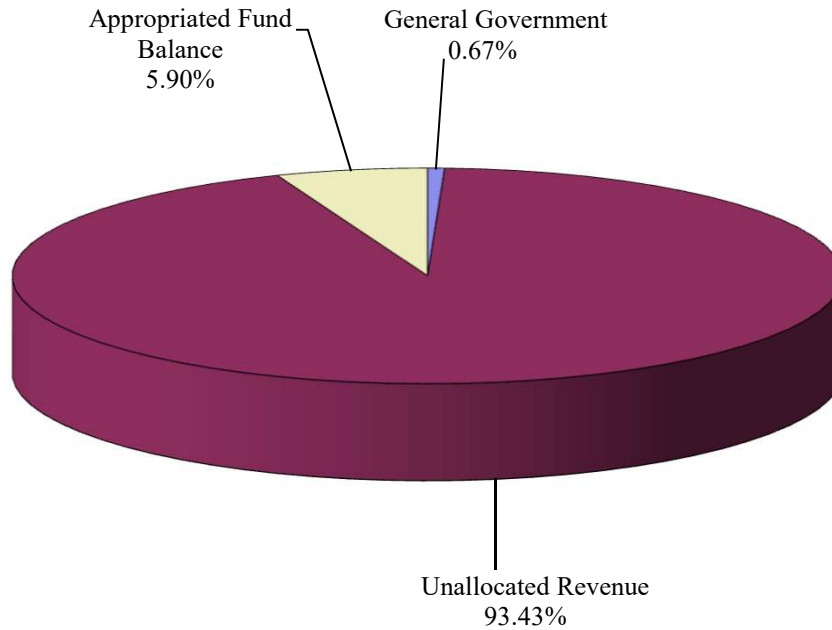
Town of Huntington
Street Lighting Fund-By Function
For Fiscal Years Ending December 31, 2026

	Actual 2024	Revised 2025	Projected 2025	Budget 2026
Funding Sources:				
Program revenue and debt proceeds:				
General Government	\$ 31,393	\$ 28,000	\$ 28,000	\$ 28,000
Unallocated Revenue	3,970,308	3,828,246	3,923,353	3,956,553
Appropriated Fund Balance	-	450,000	450,000	250,000
Total Funding Sources	\$ 4,001,701	\$ 4,306,246	\$ 4,401,353	\$ 4,234,553
Funding Uses:				
Program Expenditures:				
General Government	\$ 30,742	\$ 36,700	\$ 36,826	\$ 34,700
Transportation	3,008,424	3,673,654	3,673,654	3,683,102
Interfund Transfers	557,317	599,785	599,785	516,751
Total Funding Uses	\$ 3,596,483	\$ 4,310,139	\$ 4,310,265	\$ 4,234,553

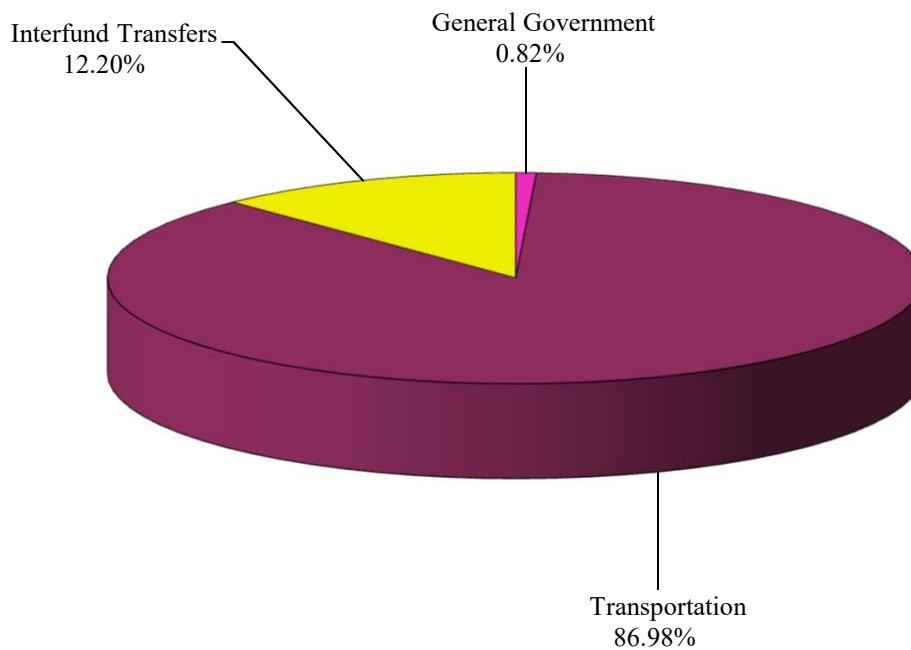
1. The Budget 2025 column includes prior year encumbrances funded by the Reserve for Encumbrances.

Town of Huntington
Street Lighting Fund-By Function
For Fiscal Years Ending December 31, 2026

2026 PROGRAM REVENUE



2026 PROGRAM EXPENDITURES




Town of Huntington
Street Lighting Fund-By Object and Source
For Fiscal Years Ending December 31, 2026

	Actual 2024	Revised 2025	Projected 2025	Budget 2026
Funding Sources:				
Revenues and debt proceeds:				
Property Taxes	\$ 3,653,241	\$ 3,703,306	\$ 3,703,306	\$ 3,750,057
Other real property tax items	10,253	15,272	15,272	6,496
Use of money and property	306,814	109,668	200,675	200,000
Sale of property and compensation for loss	-	-	4,100	-
Miscellaneous	31,393	28,000	28,000	28,000
Appropriated Fund Balance	-	450,000	450,000	250,000
Total Funding Sources	\$ 4,001,701	\$ 4,306,246	\$ 4,401,353	\$ 4,234,553
Funding Uses:				
Expenditures:				
Salary and wages	\$ 771,616	\$ 829,863	\$ 829,863	\$ 792,300
Employee benefits and taxes	625,323	832,648	832,648	856,952
Contractual, Materials and Supplies	1,145,645	1,538,128	1,538,254	1,562,050
Fixed Assets	496,582	509,715	509,715	506,500
Interfund Transfers	557,317	599,785	599,785	516,751
Total Funding Uses	\$ 3,596,483	\$ 4,310,139	\$ 4,310,265	\$ 4,234,553

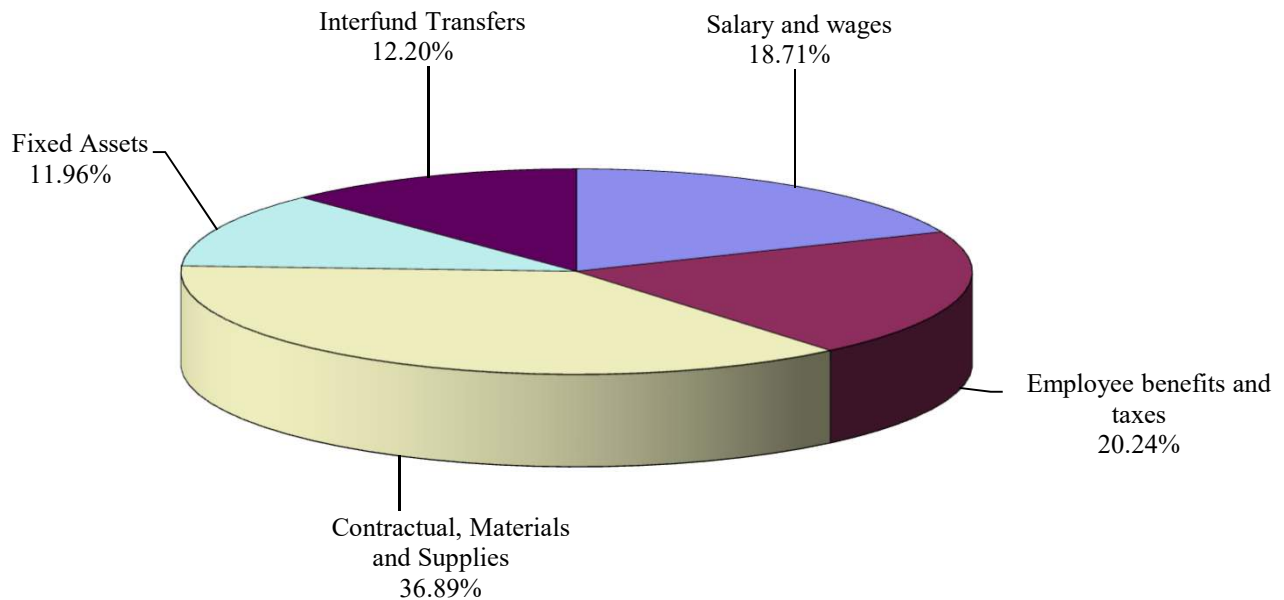
1. The Budget 2025 column includes prior year encumbrances funded by the Reserve for Encumbrances.

Town of Huntington
Street Lighting Fund-By Object and Source
For Fiscal Years Ending December 31, 2026

2026 REVENUE BY SOURCE



2026 EXPENDITURES BY OBJECT



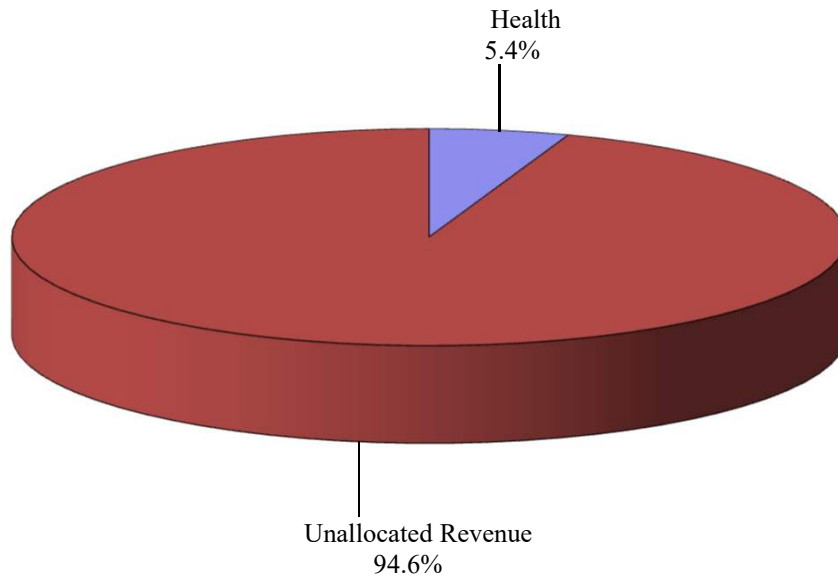
Town of Huntington
Commack Ambulance Fund-By Function
For Fiscal Years Ending December 31, 2026

	Actual 2024	Revised 2025	Projected 2025	Budget 2026
Funding Sources:				
Program revenue and debt proceeds:				
Health	25,501	65,000	65,000	65,000
Unallocated Revenue	\$ 1,663,667	\$ 1,103,484	\$ 1,127,141	\$ 1,134,632
Total Funding Sources	\$ 1,689,168	\$ 1,168,484	\$ 1,192,141	\$ 1,199,632
Funding Uses:				
Program Expenditures:				
Health	\$ 1,055,872	\$ 1,102,653	\$ 1,102,653	\$ 1,122,500
Interfund Transfers	70,040	65,831	65,831	77,132
Total Funding Uses	\$ 1,125,912	\$ 1,168,484	\$ 1,168,484	\$ 1,199,632

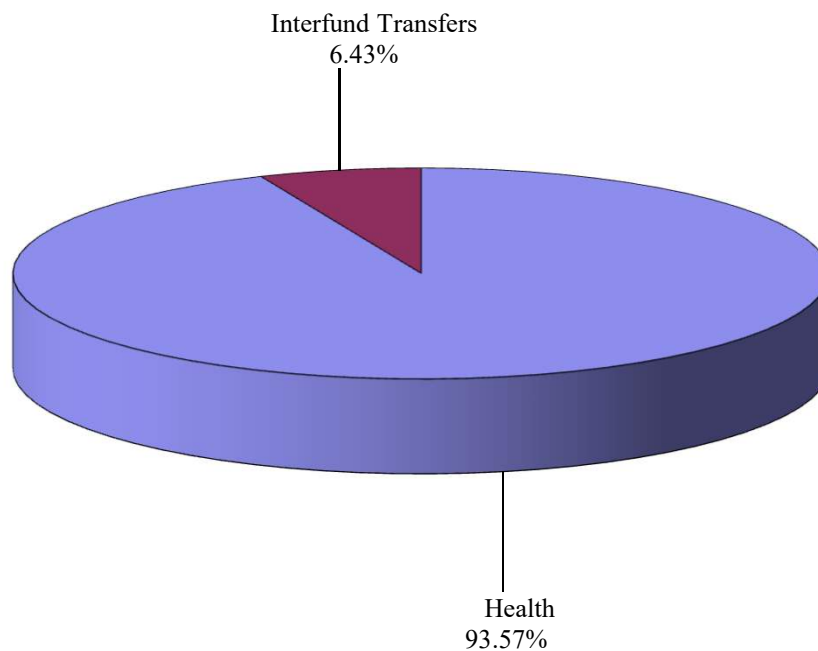
1. The Budget 2025 column includes prior year encumbrances funded by the Reserve for Encumbrances.

**Town of Huntington
Commack Ambulance Fund-By Function
For Fiscal Years Ending December 31, 2026**

2026 PROGRAM REVENUE



2026 PROGRAM EXPENDITURES



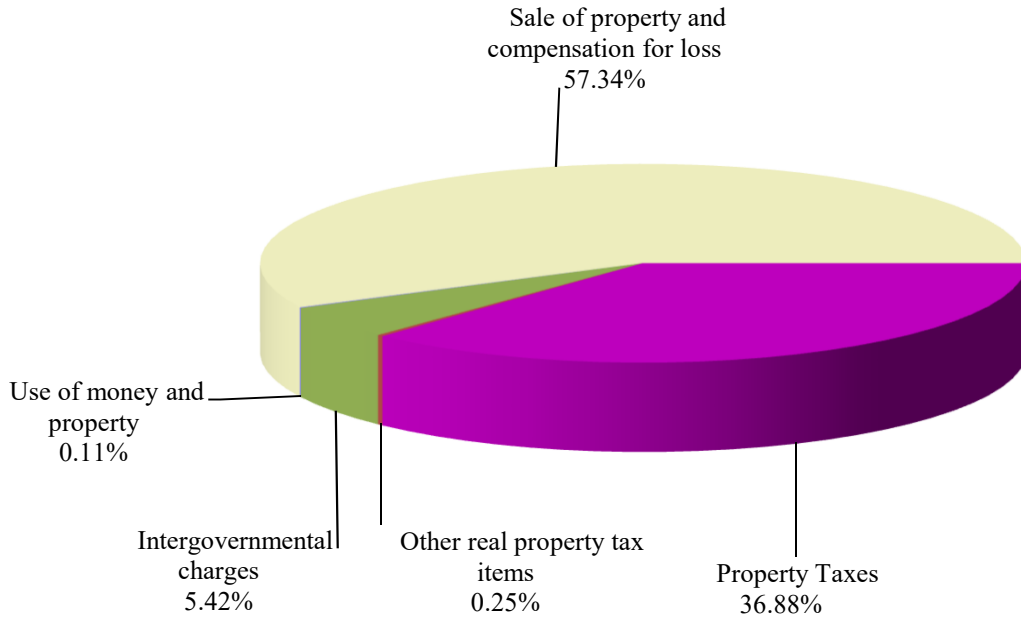
Town of Huntington
Commack Ambulance-By Object and Source
For Fiscal Years Ending December 31, 2026

	Actual 2024	Revised 2025	Projected 2025	Budget 2026
Funding Sources:				
Revenues and debt proceeds:				
Property Taxes	\$ 415,763	\$ 411,554	\$ 411,554	\$ 442,432
Other real property tax items	3,541	2,744	2,744	3,014
Intergovernmental charges	25,501	65,000	65,000	65,000
Use of money and property	312,803	1,343	25,000	1,343
Sale of property and compensation for loss	931,560	687,843	687,843	687,843
Total Funding Sources	\$ 1,689,168	\$ 1,168,484	\$ 1,192,141	\$ 1,199,632
Funding Uses:				
Expenditures:				
Employee benefits and taxes	\$ 47,669	\$ 90,000	\$ 90,000	\$ 90,000
Contractual, Materials and Supplies	1,008,203	1,012,653	1,012,653	1,032,500
Interfund Transfers	70,040	65,831	65,831	77,132
Total Funding Uses	\$ 1,125,912	\$ 1,168,484	\$ 1,168,484	\$ 1,199,632

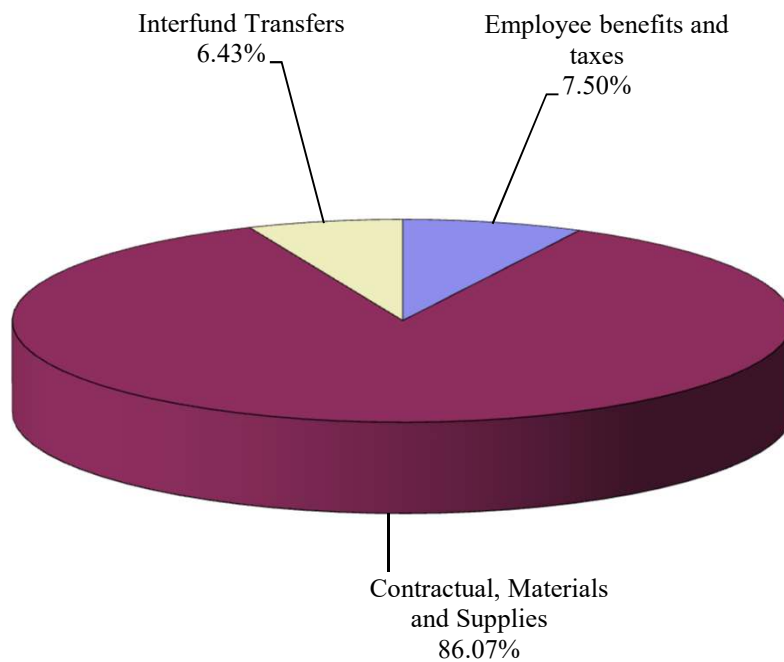
1. The Budget 2025 column includes prior year encumbrances funded by the Reserve for Encumbrances.

**Town of Huntington
Commack Ambulance-By Object and Source
For Fiscal Years Ending December 31, 2026**

2026 REVENUE BY SOURCE



2026 EXPENDITURES BY OBJECT



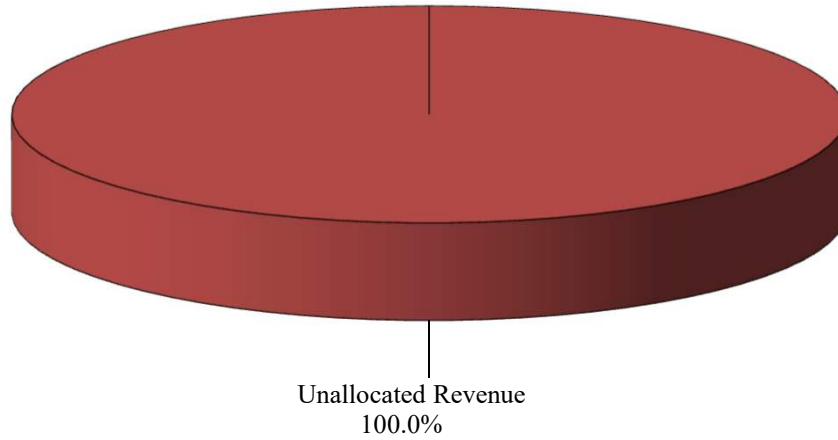
Town of Huntington
Huntington Ambulance Fund-By Function
For Fiscal Years Ending December 31, 2026

	Actual 2024	Revised 2025	Projected 2025	Budget 2026
Funding Sources:				
Program revenue and debt proceeds:				
Interfund Service Charges	-	31,851	31,851	-
Unallocated Revenue	\$ 4,065,230	\$ 2,549,671	\$ 2,564,271	\$ 2,614,087
Appropriated Fund Balance	-	(31,851)	-	-
Total Funding Sources	\$ 4,065,230	\$ 2,549,671	\$ 2,596,122	\$ 2,614,087
Funding Uses:				
Program Expenditures:				
Health	\$ 2,348,869	\$ 2,405,933	\$ 2,405,933	\$ 2,442,500
Interfund Transfers	155,529	143,738	143,738	171,587
Total Funding Uses	\$ 2,504,398	\$ 2,549,671	\$ 2,549,671	\$ 2,614,087

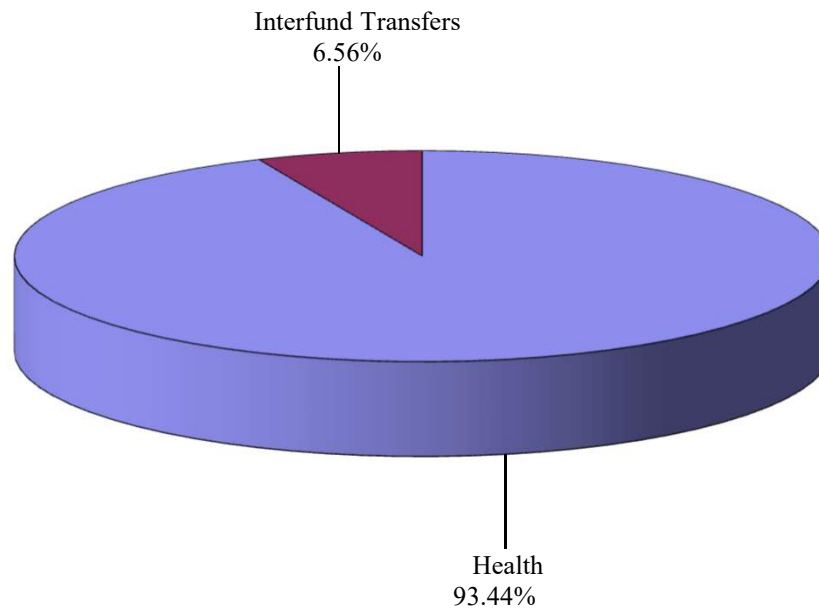
1. The Budget 2025 column includes prior year encumbrances funded by the Reserve for Encumbrances.

Town of Huntington
Huntington Ambulance Fund-By Function
For Fiscal Years Ending December 31, 2026

2026 PROGRAM REVENUE



2026 PROGRAM EXPENDITURES



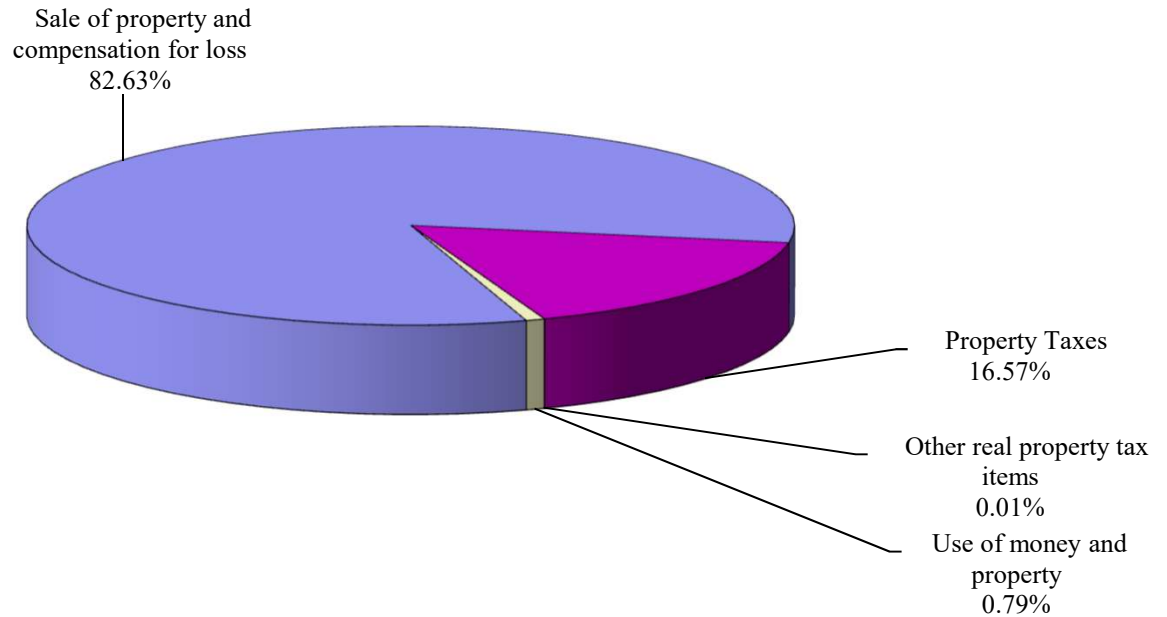
Town of Huntington
Huntington Ambulance Fund-By Object and Source
For Fiscal Years Ending December 31, 2026

	Actual 2024	Revised 2025	Projected 2025	Budget 2026
Funding Sources:				
Revenues and debt proceeds:				
Property Taxes	\$ 361,819	\$ 369,051	\$ 369,051	\$ 433,164
Other real property tax items	421	20	220	323
Use of money and property	1,240,312	20,600	35,000	20,600
Sale of property and compensation for loss	2,462,678	2,160,000	2,160,000	2,160,000
Interfund Revenues	-	31,851	31,851	-
Appropriated Fund Balance	-	(31,851)	-	-
Total Funding Sources	\$ 4,065,230	\$ 2,549,671	\$ 2,596,122	\$ 2,614,087
Funding Uses:				
Expenditures:				
Employee benefits and taxes	\$ 466,409	\$ 500,000	\$ 500,000	\$ 500,000
Contractual, Materials and Supplies	1,882,460	1,905,933	1,905,933	1,942,500
Interfund Transfers	155,529	143,738	143,738	171,587
Total Funding Uses	\$ 2,504,398	\$ 2,549,671	\$ 2,549,671	\$ 2,614,087

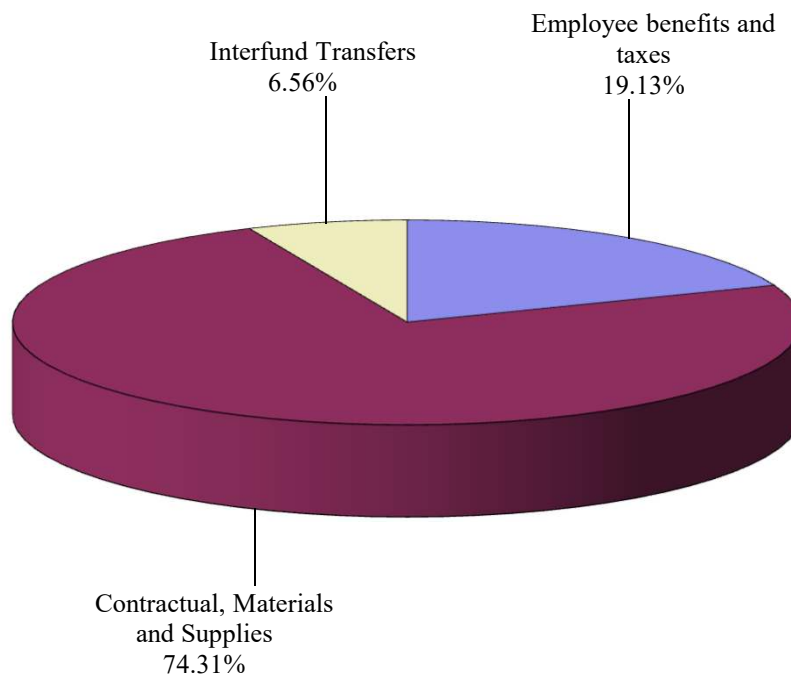
1. The Budget 2025 column includes prior year encumbrances funded by the Reserve for Encumbrances.

Town of Huntington
Huntington Ambulance Fund-By Object and Source
For Fiscal Years Ending December 31, 2026

2026 REVENUE BY SOURCE



2026 EXPENDITURES BY OBJECT



Town of Huntington
Huntington Sewer Fund-By Function
For Fiscal Years Ending December 31, 2026

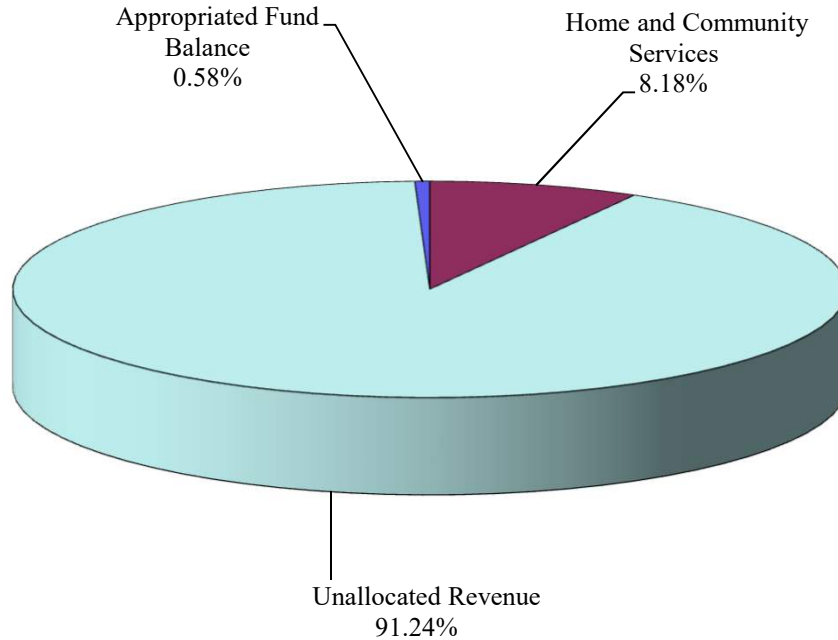
	Actual 2024	Revised 2025	Projected 2025	Budget 2026
Funding Sources:				
Program revenue and debt proceeds:				
General Government	\$ 16,070	\$ -	\$ -	\$ -
Home and Community Services	304,219	300,000	300,000	497,000
Interfund Service Charges	17,532	3,252	3,252	-
Unallocated Revenue	5,336,024	5,266,006	5,336,569	5,545,689
Appropriated Fund Balance	-	656,748	656,748	35,000
Total Funding Sources	\$ 5,673,845	\$ 6,226,006	\$ 6,296,569	\$ 6,077,689

Funding Uses:				
Program Expenditures:				
General Government	\$ 44,105	\$ 53,500	\$ 53,518	\$ 53,500
Home and Community Services	4,198,631	4,575,201	4,574,901	4,780,029
Debt Service Transfers	319,745	356,000	356,000	452,000
Interfund Transfers	977,831	1,254,126	1,254,126	792,160
Total Funding Uses	\$ 5,540,312	\$ 6,238,827	\$ 6,238,545	\$ 6,077,689

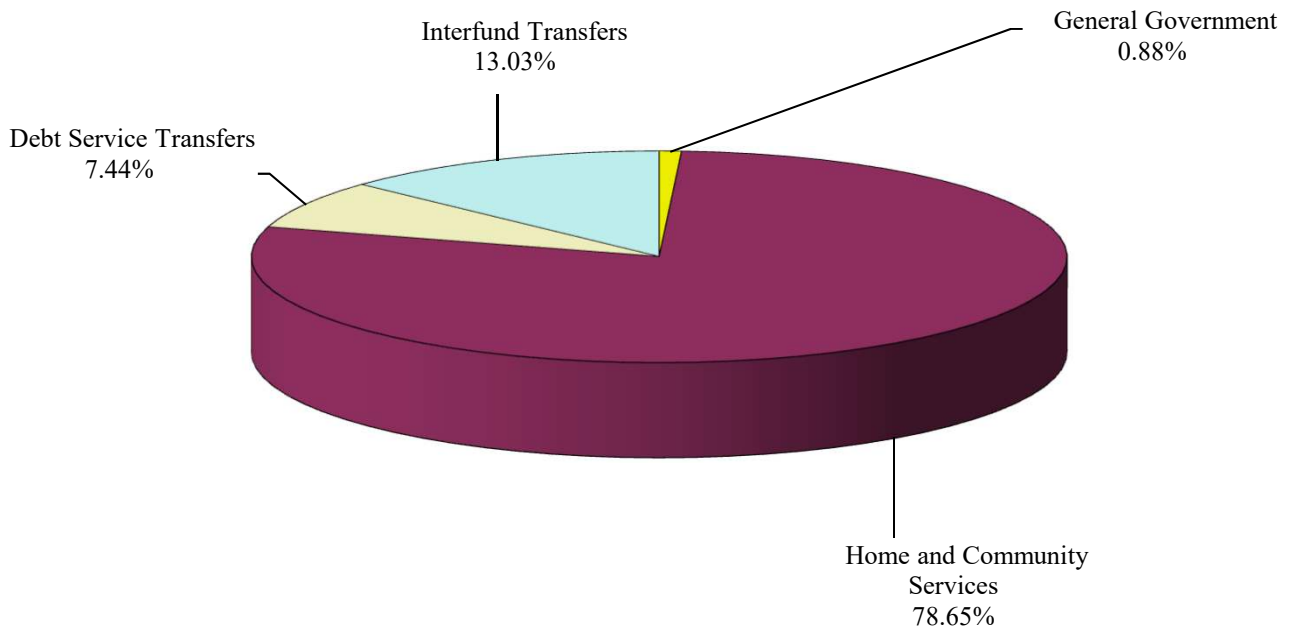
1. The Budget 2025 column includes prior year encumbrances funded by the Reserve for Encumbrances.

Town of Huntington
Huntington Sewer Fund-By Function
For Fiscal Years Ending December 31, 2026

2026 PROGRAM REVENUE



2026 PROGRAM EXPENDITURES



Town of Huntington
Huntington Sewer Fund-By Object and Source
For Fiscal Years Ending December 31, 2026

	Actual 2024	Revised 2025	Projected 2025	Budget 2026
Funding Sources:				
Revenues and debt proceeds:				
Property Taxes	\$ 4,891,953	\$ 4,975,792	\$ 4,975,791	\$ 5,200,488
Other real property tax items	3,101	500	500	500
Non-property tax items	144,701	144,701	144,701	144,701
Departmental Income	304,239	300,000	300,000	497,000
Interfund Transfers	17,532	3,252	3,252	-
Use of money and property	223,179	95,013	135,406	150,000
Sale of property and compensation for loss	16,070	-	-	-
Miscellaneous	73,070	50,000	80,171	50,000
Appropriated Fund Balance	-	656,748	656,748	35,000
Total Funding Sources	\$ 5,673,845	\$ 6,226,006	\$ 6,296,569	\$ 6,077,689

Funding Uses:

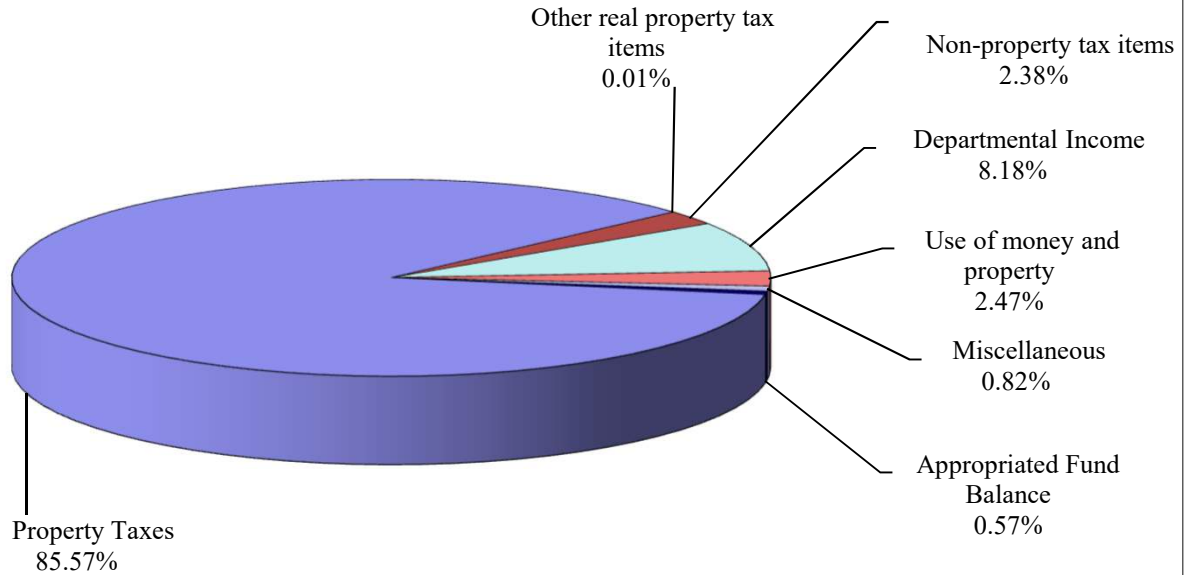
Expenditures:

Salary and wages	\$ 1,624,608	\$ 1,630,491	\$ 1,631,691	\$ 1,655,024
Employee benefits and taxes	1,522,339	1,568,713	1,568,713	1,619,609
Contractual, Materials and Supplies	1,087,331	1,419,633	1,418,151	1,513,896
Debt Principal	250,791	277,000	277,000	337,000
Debt Interest	68,954	79,000	79,000	115,000
Fixed Assets	8,458	9,864	9,864	45,000
Interfund Transfers	977,831	1,254,126	1,254,126	792,160
Total Funding Uses	\$ 5,540,312	\$ 6,238,827	\$ 6,238,545	\$ 6,077,689

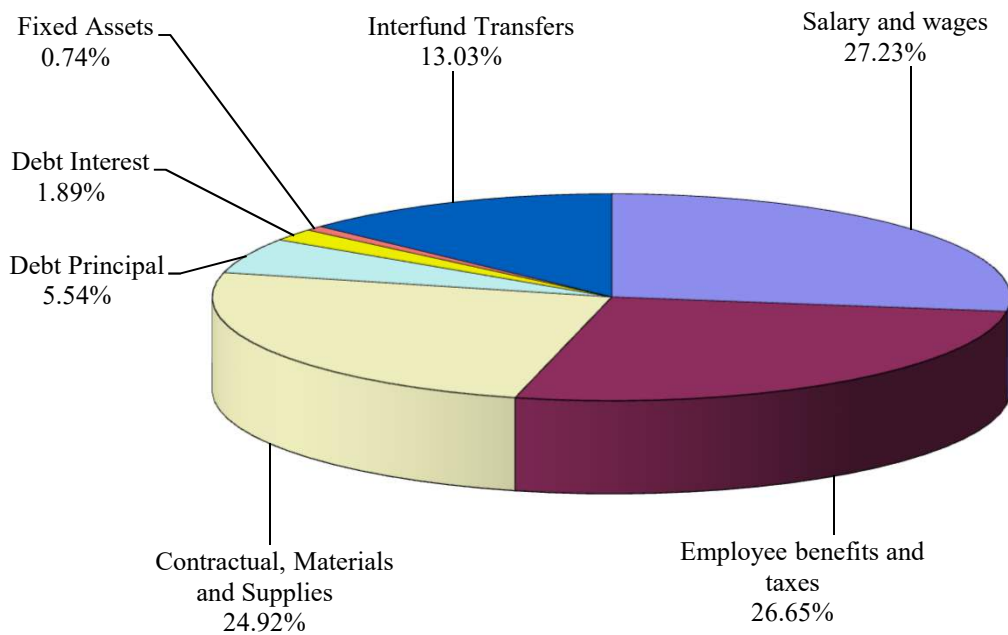
1. The Budget 2025 column includes prior year encumbrances funded by the Reserve for Encumbrances.

Town of Huntington
Huntington Sewer Fund-By Object and Source
For Fiscal Years Ending December 31, 2026

2026 REVENUE BY SOURCE



2026 EXPENDITURES BY OBJECT



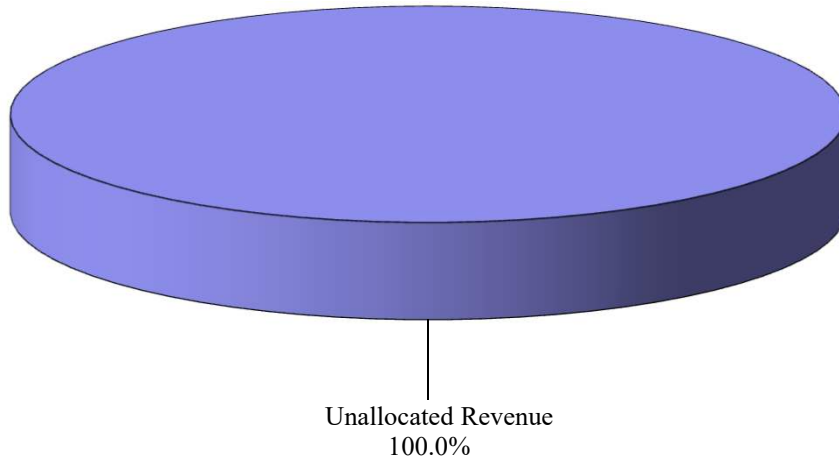
Town of Huntington
Centerport Sewer Fund-By Function
For Fiscal Years Ending December 31, 2026

	Actual 2024	Revised 2025	Projected 2025	Budget 2026
Funding Sources:				
Program revenue and debt proceeds:				
Unallocated Revenue	\$ 194,011	\$ 171,899	\$ 185,399	\$ 169,167
Total Funding Sources	\$ 194,011	\$ 171,899	\$ 185,399	\$ 169,167
Funding Uses:				
Program Expenditures:				
General Government	\$ 1,104	\$ 1,500	\$ 1,500	\$ 1,300
Home and Community Services	62,711	172,887	167,887	161,568
Interfund Transfers	9,105	9,039	9,039	6,299
Total Funding Uses	\$ 72,920	\$ 183,426	\$ 178,426	\$ 169,167

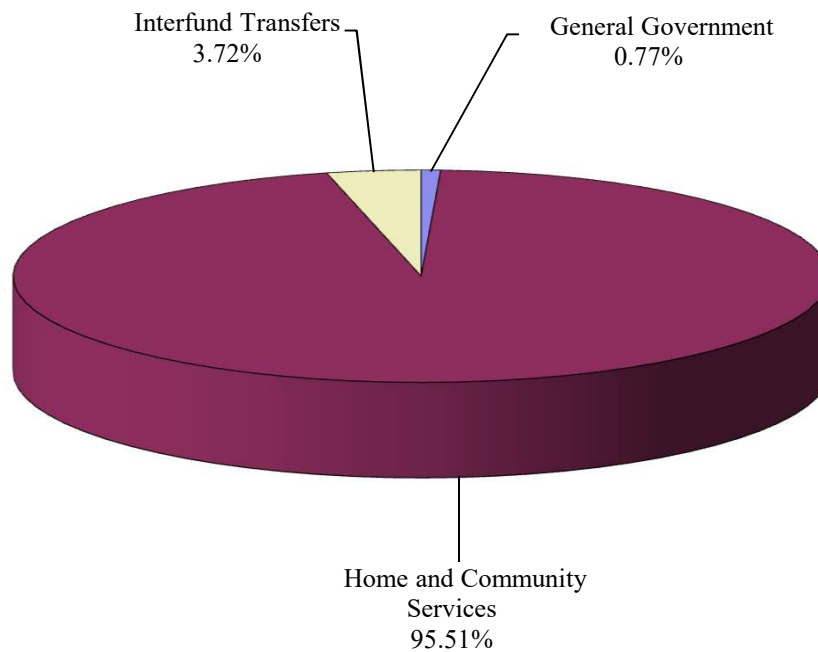
1. The Budget 2025 column includes prior year encumbrances funded by the Reserve for Encumbrances.

**Town of Huntington
Centerport Sewer Fund-By Function
For Fiscal Years Ending December 31, 2026**

2026 PROGRAM REVENUE



2026 PROGRAM EXPENDITURES




Town of Huntington
Centerport Sewer Fund-By Object and Source
For Fiscal Years Ending December 31, 2026

	Actual 2024	Revised 2025	Projected 2025	Budget 2026
Funding Sources:				
Revenues and debt proceeds:				
Property Taxes	\$ 170,634	\$ 170,899	\$ 170,899	\$ 168,167
Other real property tax items	111	-	-	-
Use of money and property	23,266	1,000	14,500	1,000
Total Funding Sources	\$ 194,011	\$ 171,899	\$ 185,399	\$ 169,167
Funding Uses:				
Expenditures:				
Salary and wages	\$ -	\$ 12,000	\$ 7,000	\$ 7,000
Employee benefits and taxes	-	560	560	536
Contractual, Materials and Supplies	63,815	150,300	150,300	155,332
Fixed Assets	-	11,527	11,527	-
Interfund Transfers	9,105	9,039	9,039	6,299
Total Funding Uses	\$ 72,920	\$ 183,426	\$ 178,426	\$ 169,167

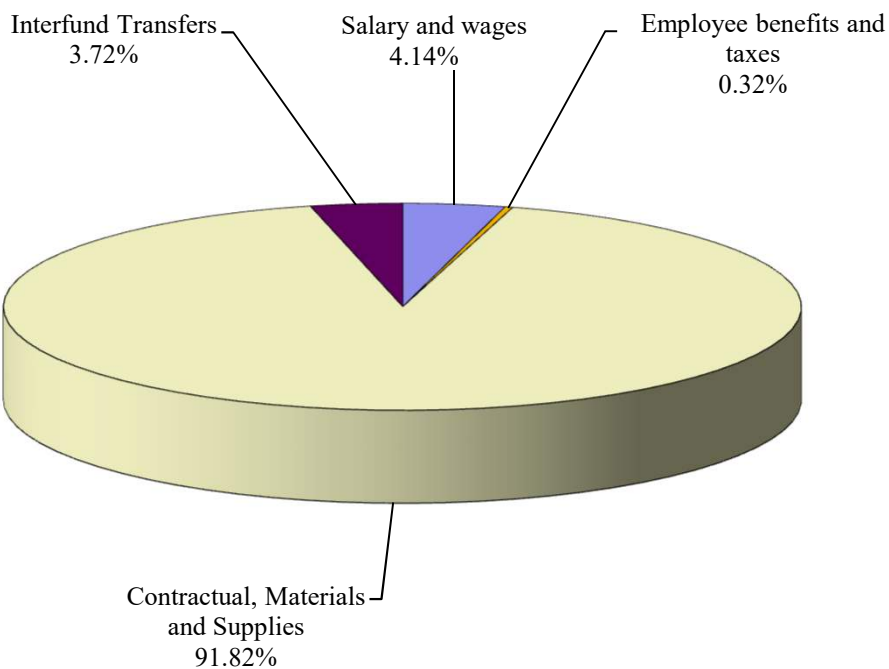
1. The Budget 2025 column includes prior year encumbrances funded by the Reserve for Encumbrances.

**Town of Huntington
Centerport Sewer Fund-By Object and Source
For Fiscal Years Ending December 31, 2026**

2026 REVENUE BY SOURCE



2026 EXPENDITURES BY OBJECT



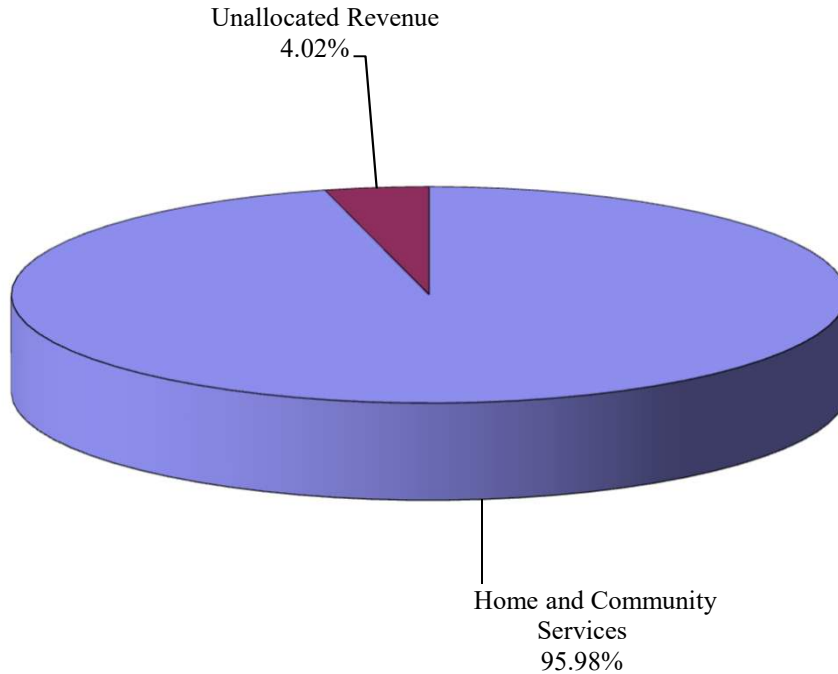
Town of Huntington
Waste Water Fund-By Function
For Fiscal Years Ending December 31, 2026

	Actual 2024	Revised 2025	Projected 2025	Budget 2026
Funding Sources:				
Program revenue and debt proceeds:				
Home and Community Services	1,260,848	1,500,000	1,300,000	1,500,000
Unallocated Revenue	51,704	35,378	35,453	62,764
Total Funding Sources	\$ 1,312,552	\$ 1,535,378	\$ 1,335,453	\$ 1,562,764
Funding Uses:				
Program Expenditures:				
General Government	\$ 9,520	\$ 13,500	\$ 13,500	\$ 13,500
Home and Community Services	1,036,208	1,297,494	1,297,494	1,302,948
Debt Service Transfers	77,463	77,800	77,800	78,500
Interfund Transfers	152,889	153,969	153,969	167,816
Total Funding Uses	\$ 1,276,080	\$ 1,542,763	\$ 1,542,763	\$ 1,562,764

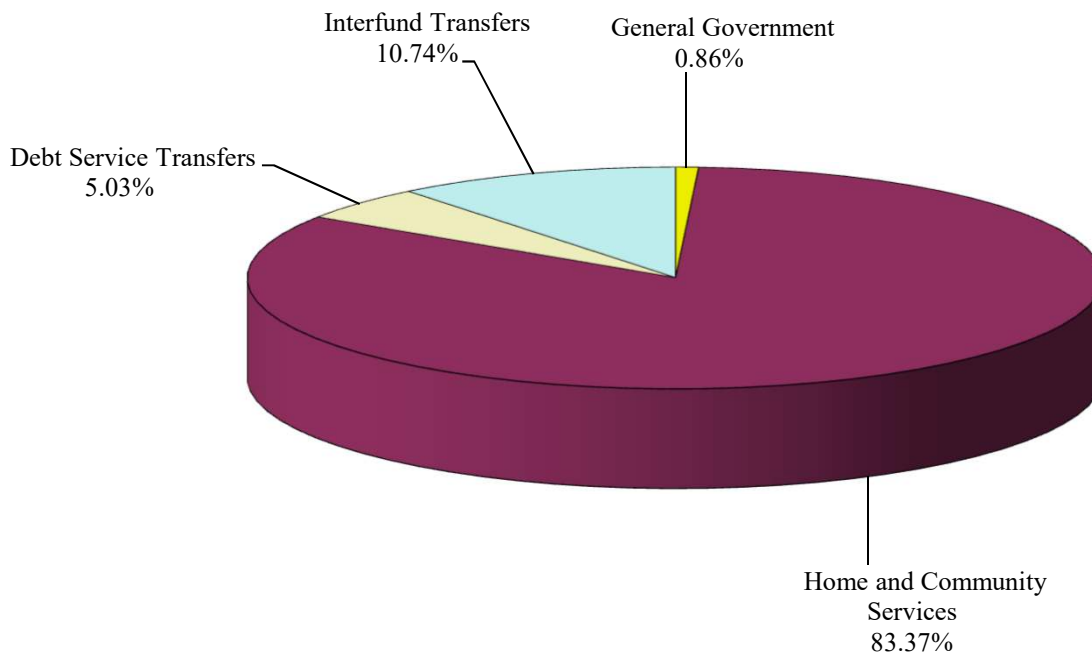
1. The Budget 2025 column includes prior year encumbrances funded by the Reserve for Encumbrances.

Town of Huntington
Waste Water Fund-By Function
For Fiscal Years Ending December 31, 2026

2026 PROGRAM REVENUE



2026 PROGRAM EXPENDITURES



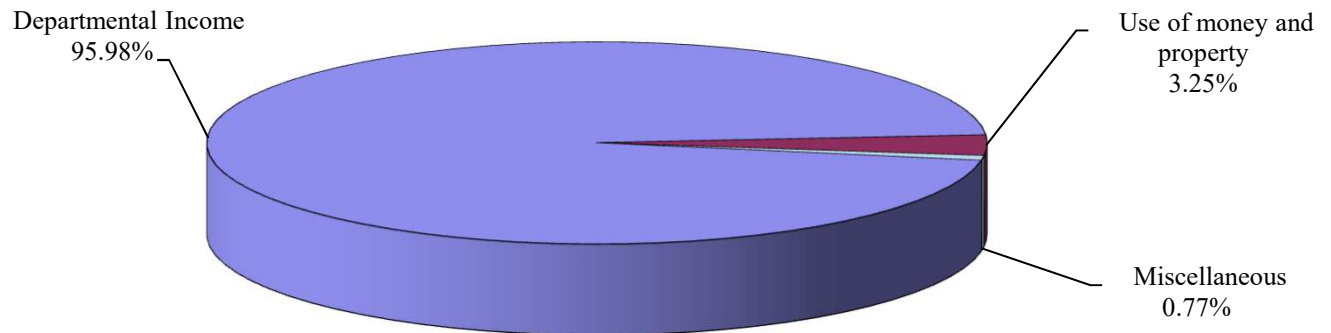
Town of Huntington
Waste Water Fund-By Object and Source
For Fiscal Years Ending December 31, 2026

	Actual 2024	Revised 2025	Projected 2025	Budget 2026
Funding Sources:				
Revenues and debt proceeds:				
Departmental Income	\$ 1,260,847	\$ 1,500,000	\$ 1,300,000	\$ 1,500,000
Use of money and property	39,583	23,378	23,453	50,764
Miscellaneous	12,121	12,000	12,000	12,000
Total Funding Sources	\$ 1,312,551	\$ 1,535,378	\$ 1,335,453	\$ 1,562,764
Funding Uses:				
Expenditures:				
Salary and wages	\$ 295,501	\$ 303,150	\$ 303,150	\$ 214,592
Employee benefits and taxes	212,303	261,409	261,409	255,866
Contractual, Materials and Supplies	537,924	739,435	739,435	800,990
Debt Principal	65,369	67,000	67,000	69,000
Debt Interest	12,094	10,800	10,800	9,500
Fixed Assets	-	7,000	7,000	45,000
Interfund Transfers	152,889	153,969	153,969	167,816
Total Funding Uses	\$ 1,276,080	\$ 1,542,763	\$ 1,542,763	\$ 1,562,764

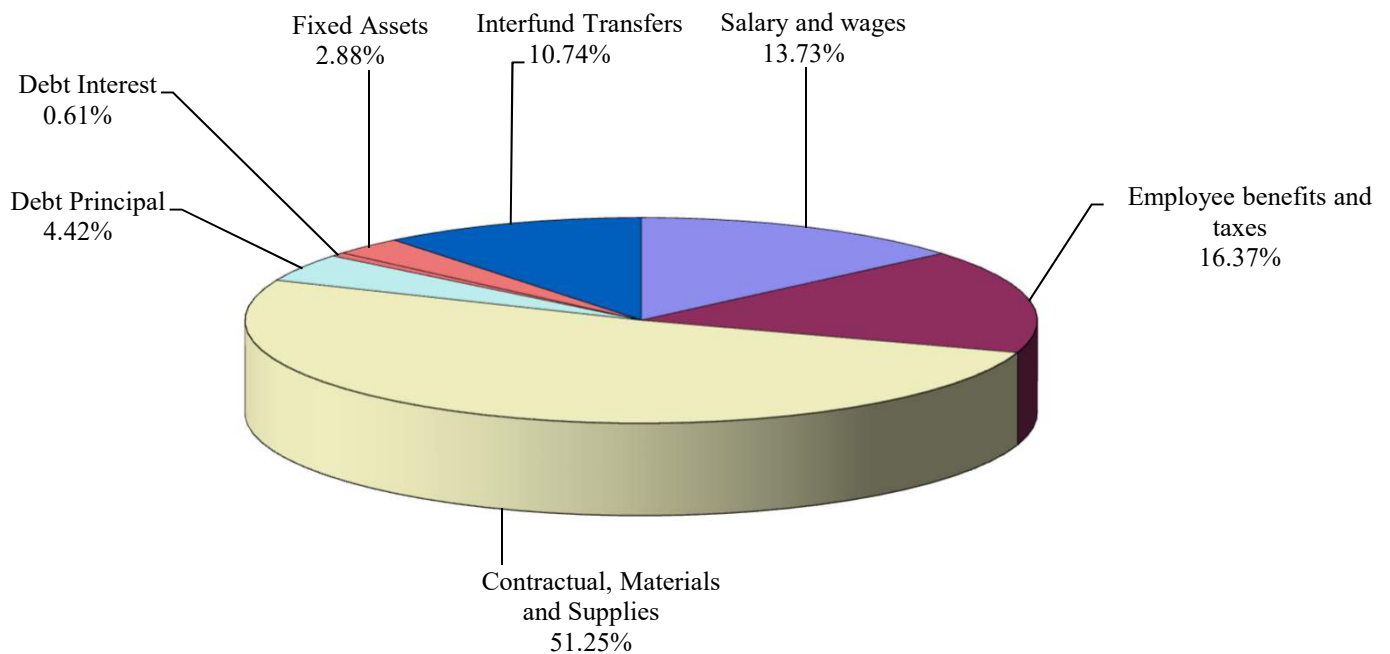
1. The Budget 2025 column includes prior year encumbrances funded by the Reserve for Encumbrances.

Town of Huntington
Waste Water Fund-By Object and Source
For Fiscal Years Ending December 31, 2026

2026 REVENUE BY SOURCE



2026 EXPENDITURES BY OBJECT



Town of Huntington
Dix Hills Water District-By Function
For Fiscal Years Ending December 31, 2026

	Actual 2024	Revised 2025	Projected 2025	Budget 2026
Total Funding Sources	\$ 8,508,171	\$ 9,619,904	\$ 11,068,019	\$ 9,883,035

Funding Sources:

Program revenue and debt proceeds:

Home and Community Services	3,633,822	4,327,800	3,776,100	4,777,800
Interfund Service Charges	-	3,600,000	3,600,000	-
Unallocated Revenue	4,874,349	4,438,822	6,438,637	5,050,235
Appropriated Fund Balance	-	(2,746,718)	(2,746,718)	55,000
Total Funding Sources	\$ 8,508,171	\$ 9,619,904	\$ 11,068,019	\$ 9,883,035

Funding Uses:

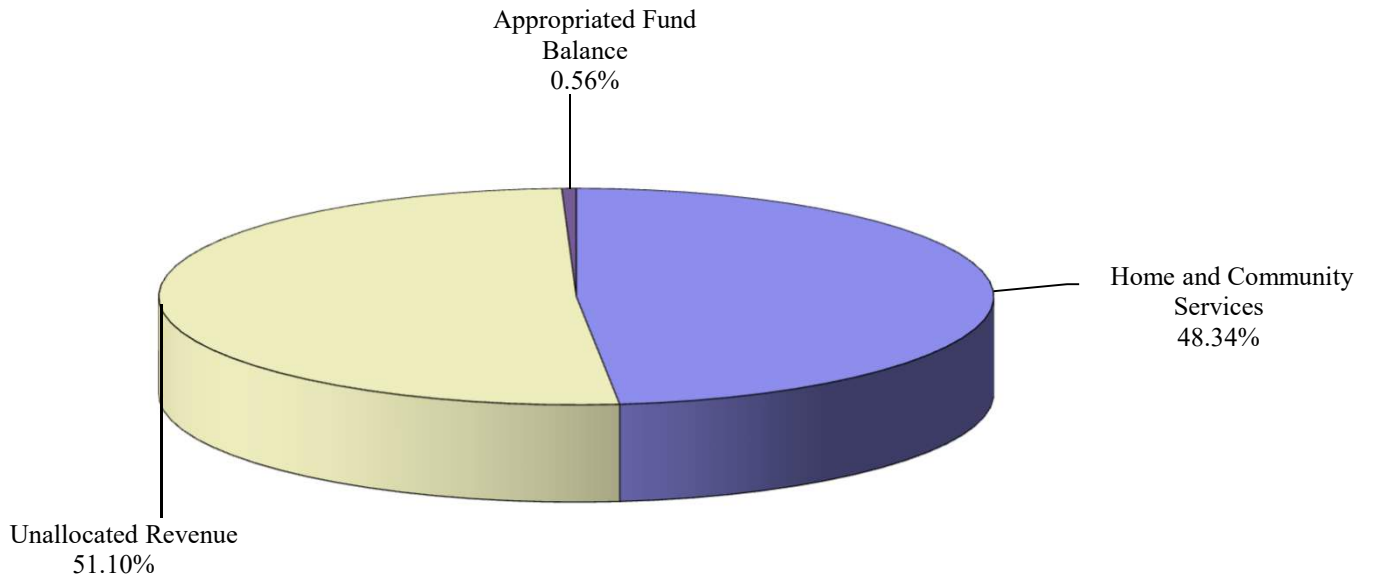
Program Expenditures:

General Government	\$ 101,039	\$ 73,000	\$ 73,000	\$ 91,600
Home and Community Services	5,392,437	6,181,473	6,256,473	6,194,704
Debt Service Transfers	1,108,916	1,882,000	1,732,000	2,530,000
Interfund Transfers	738,349	1,486,073	1,486,073	1,066,731
Total Funding Uses	\$ 7,340,741	\$ 9,622,546	\$ 9,547,546	\$ 9,883,035

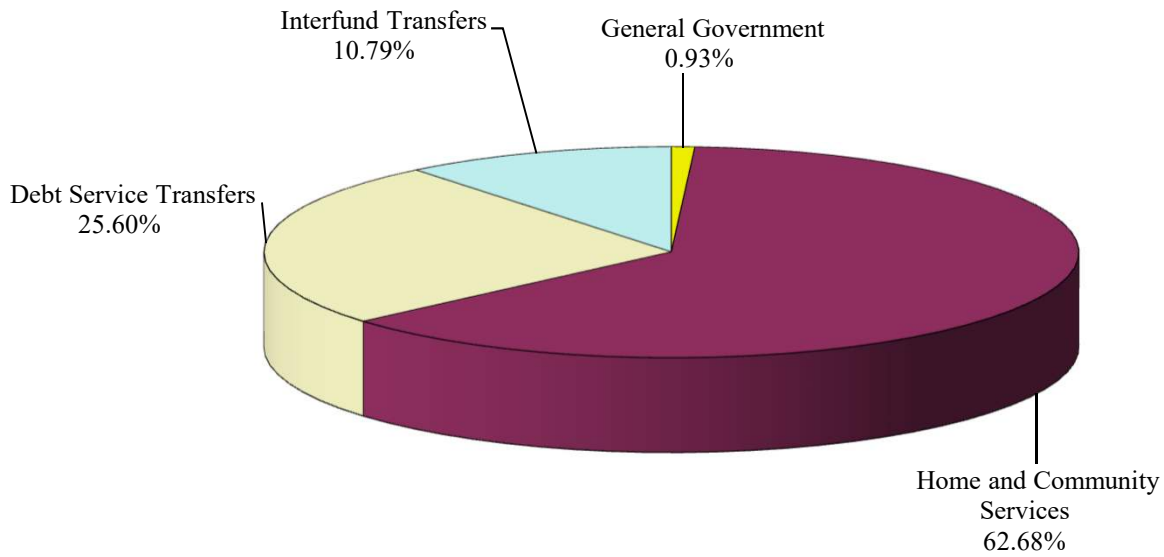
1. The Budget 2025 column includes prior year encumbrances funded by the Reserve for Encumbrances.

**Town of Huntington
Dix Hills Water District-By Function
For Fiscal Years Ending December 31, 2026**

2026 PROGRAM REVENUE



2026 PROGRAM EXPENDITURES



Town of Huntington
Dix Hills Water District-By Object and Source
For Fiscal Years Ending December 31, 2026

	Actual 2024	Revised 2025	Projected 2025	Budget 2026
Funding Sources:				
Revenues and debt proceeds:				
Property Taxes	\$ 4,067,978	\$ 4,083,066	\$ 4,335,000	\$ 4,694,479
Other real property tax items	2,575	-	-	-
Departmental Income	3,165,425	3,953,050	3,401,200	4,353,050
Use of money and property	932,417	475,000	736,600	725,000
Licenses and Permits	-	-	300	-
Sale of property and compensation for loss	10,377	200,000	1,407,600	-
Miscellaneous	329,399	55,506	334,037	55,506
Interfund Transfers	-	3,600,000	3,600,000	-
Appropriated Fund Balance	-	(2,746,718)	(2,746,718)	55,000
Total Funding Sources	\$ 8,508,171	\$ 9,619,904	\$ 11,068,019	\$ 9,883,035

Funding Uses:

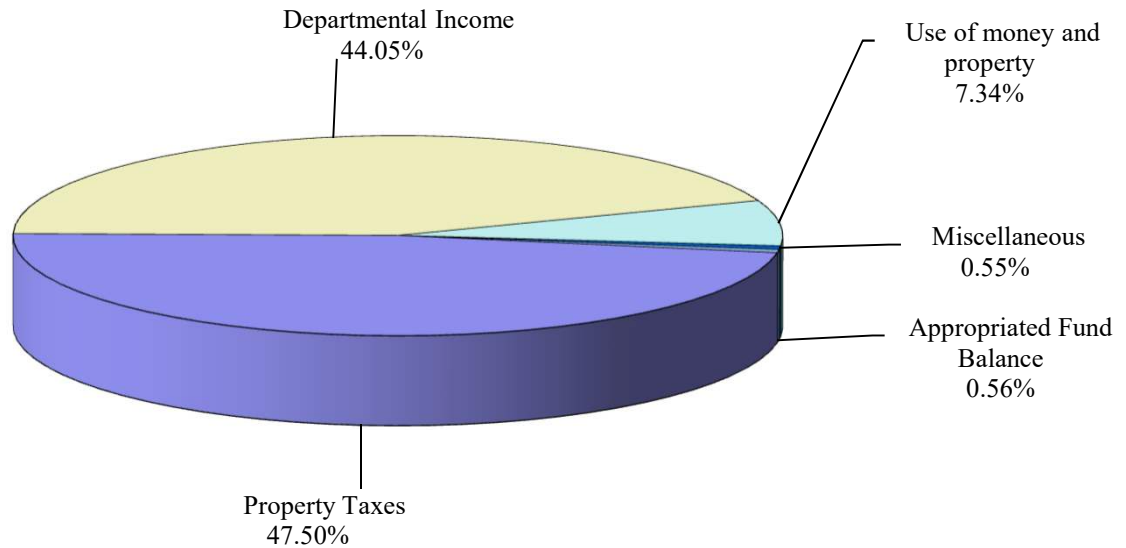
Expenditures:

Salary and wages	\$ 1,410,575	\$ 1,416,577	\$ 1,491,577	\$ 1,468,013
Employee benefits and taxes	1,167,505	1,269,834	1,269,834	1,268,953
Contractual, Materials and Supplies	2,399,633	3,150,836	3,151,586	3,196,400
Debt Principal	744,533	1,190,000	1,040,000	1,525,000
Debt Interest	364,383	692,000	692,000	1,005,000
Fixed Assets	515,763	417,226	416,476	352,938
Interfund Transfers	738,349	1,486,073	1,486,073	1,066,731
Total Funding Uses	\$ 7,340,741	\$ 9,622,546	\$ 9,547,546	\$ 9,883,035

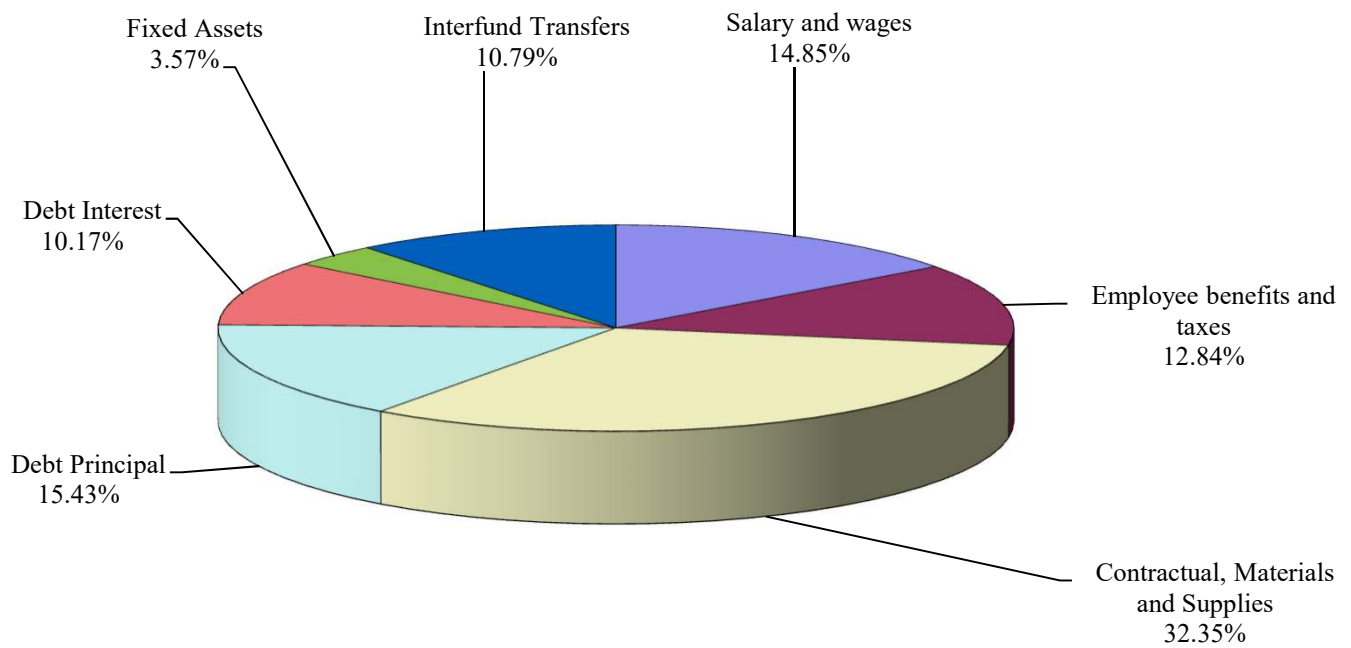
1. The Budget 2025 column includes prior year encumbrances funded by the Reserve for Encumbrances.

Town of Huntington
Dix Hills Water District-By Object and Source
For Fiscal Years Ending December 31, 2026

2026 REVENUE BY SOURCE



2026 EXPENDITURES BY OBJECT



Departmental Summaries and Budgets





Assessor

Lisa Leonick, Assessor

♦ Section I - Departmental Mission:

The mission of the Assessor's Office is to maintain a fair, accurate, and timely valuation of all real property within the Town in an equitable manner, as reflected on the Town's assessment roll. Once finalized, the annual Town Assessment Roll becomes the tax base, which is utilized to apportion the annual Town Tax Warrant, which may have exceeded \$1 billion in the 2025 calendar year. This is the money that funds the operating budgets of the Town, County, Schools, Libraries, and special districts' (fire, water, ambulance, sewer, refuse, lighting, and business improvement districts). An accurate assessment roll furthers the Town's strategic goal of maintaining fiscal strength with the solid tax structure necessary to deliver quality public services.

The primary mission of the School Tax Relief (STAR) Division is to educate the public regarding STAR and ensure that all eligible Town of Huntington residents file applications in a timely manner to receive their STAR exemption as soon as legally possible.

♦ Section II - Legal Authority:

The duties and responsibilities of the Assessor's Office are governed by New York State Real Property Tax Law, the New York State Rules for Real Property Tax Administration as enacted by the NYS Department of Taxation and Finance, Office of Real Property Tax Services, and the Suffolk County Tax Act. The appointment of the Town Assessor is authorized under Section 310 of the Real Property Tax Law and Local Law No. 9-1982 of the Town Code.

STAR is part of the New York State Real Property Tax Law, Section 425.

♦ Section III - Operating Environment:

ASSESSOR'S OFFICE

Grievance Processing:

This office processes approximately 12,000 grievance complaints each year on residential and commercial property. The law requires grievances to be filed in May each year, and each grievance must be entered into the Govern computer program, individually reviewed, and determined by an independent Board of Assessment Review by July 1st of each year. We have implemented electronic filing for bulk grievance filers and conducted live Grievance Day hearings.

Small Claims Assessment Review (SCAR) Proceedings:

SCAR proceedings are residential assessment appeals to the Suffolk County Supreme Court after a denial by the Board of Assessment Review. For the past several years, the SCAR caseload has varied from 4,000 to 6,000 appeals, and it is projected that the caseload for the SCAR cases filed for the upcoming 2025/26 tax year will be 6,000 or more cases.

Property Tax Exemption Processing:

The Assessor's Office is responsible each year for the administration and processing of thousands of property tax exemptions allowed under State and local laws, such as Veterans, Senior Citizens with Low Income, Home Improvement, Disabled with Low Income, Agricultural Commitment, Non-Profit, and Volunteer Firefighters & Ambulance Workers. The Assessor's Office is also responsible for the timely removal of exemptions from properties when the owner is no longer eligible for an exemption and recapturing the money saved by ineligible owner's through the pro rata process.



Assessor

Lisa Leonick, Assessor

Inventory of Real Property:

The Assessor's office establishes the condition and value of all approximately 75,000 parcels of residential, commercial, industrial, and utility real property within the Town as of taxable status date (March 1st of each year).

STAR DIVISION:

The majority of the Town's residential property owners are entitled to the BASIC STAR exemption. Therefore, approximately 55,000 of the 63,450 Town of Huntington households are entitled to these school tax savings. Additionally, applicants over 65 years of age or older may be eligible for additional school tax savings through the Enhanced STAR program, several thousand of which are administered by the STAR division. Each Enhanced STAR exemption must be renewed annually with the Town's STAR Office by March 1st or through the NYS Department of Taxation and Finance.

♦ Workload Indicators:

Small Claims Assessment Reviews (SCAR) Proceedings:

The number of SCAR cases filed is expected to increase for the 2025/26 tax year, with minimal part-time staffing available to handle this workload.

♦ 2025 Achievements:

The Department's 2025 significant achievements include the following:

Small Claims Assessment Review (SCAR) Proceedings:

The SCAR defense/appraisal firm was retained by the Town Board in 2013 and renewed in 2018 and 2022. It continued to defend itself by negotiation or litigation in approximately 4,500 cases in the 2023/24 tax year. Additionally, the existing office staff spent countless hours preparing files for the defense firm and tracking, calendaring, data entering, reviewing the billing, and managing the 4,000 - 6000 cases assigned to the SCAR defense firm.

STAR Exemption:

Enhanced STAR Exemption:

The processing of applicants for the Enhanced STAR exemption changed dramatically in 2019, as the New York State legislature enacted significant new legislation at the end of April 2019. The timing of the enactments created chaos within the NYS Department of Taxation and Finance, Office of Real Property Tax Services (ORPTS), the entity overseeing the assessment process statewide, as well as with all assessing units within New York State, with July 1st being the deadline for implementing the changes. After 2019, all of the applicants were required to participate in the income verification program (IVP) which authorized ORPTS to review the income eligibility of each applicant. This change required the Assessor's Office to notify approximately 10,000 property owners of this new requirement and to review an application from approximately 2,000 additional persons who, in previous years, automatically received the Enhanced STAR exemption without the need to file a new or a renewal application. This new requirement placed an additional strain on the resources of the STAR department and resulted in a flood of additional inquiries from senior citizens who are not equipped to handle such a change.

Additionally, in 2020, ORPTS instituted an annual reporting system for processing STAR applicants. Our staff is responsible for reviewing, downloading, processing the myriad of STAR changes and working with IT on global changes as well.



Assessor

Lisa Leonick, Assessor

Basic STAR Exemption Program Change:

As a result of a significant change in the STAR law on April 1, 2016, most new Basic and Enhanced STAR applications are required to be filed directly with the New York State Department of Taxation and Finance, which will issue a STAR check to eligible applicants in lieu of receiving a STAR exemption. As a result of this removal and the program change generally, this Department continues to be flooded with phone calls and office visits by potentially affected property owners. As mentioned above, our department receives numerous reports from ORPTS for updating STAR status, based upon NY State's review of STAR applications, our Tentative Roll, our Final Roll, and all interim changes.

Grievance Complaint Processing and Review:

In an effort to reduce the number of SCAR filings by individual homeowners and SCAR companies, the Assessor's office made a concerted effort to encourage residents to file grievance complaints on their own (pro se) to avoid the time and expense of filing SCAR proceedings. As part of this effort, our office emphasized the need for the property owner to submit information relevant to the value of their homes, such as an appraisal or a comparative market analysis, to persuade the Board of Assessment Review to reduce the assessment. This year, approximately 150 pro se grievance complaints were received, all of which are being reviewed by the Assessor's staff prior to the Board of Assessment Review making a final determination. This process will most likely result in approximately 100 reductions being given by the Board of Assessment Review to those homeowners who properly documented their cases. This approval should reduce the number of SCAR cases being filed after the assessment roll becomes final in September 2023.

Senior Low-Income & Disability Low Income Exemption applications (New and Renewal):

The annual filings of new and renewal Senior Low Income exemption applications has steadily increased over the past several years. This year there was a ***tremendous increase in the new applications*** filed due to the new State required mailing to all residents in our Town regarding this exemption. Normally we receive approximately ***1500 applications. NOW MY STAFF PROCESSES over 2500 applications!*** Since these applications are income based and not dependent upon the applicants' assets, complex tax returns, and banking and investment records, must be carefully scrutinized requiring time-consuming and tedious analysis to separate income from assets. The substantial volume of Senior Low income activity handled by this Department, along with the corresponding contacts with elderly applicants unable to grasp the complexities of the program, continues to place a significant strain on the limited staff available to handle this workload. With the aging of the population, we expect the annual workload to increase for 2025 and beyond.

General Assessment Administration:

The ownership records of the Assessor's Office were continually updated by reviewing thousands of deeds and obituary information and removing assessment exemptions from newly acquired properties when the new owner was ineligible for the exemption. As part of this process, the Assessor's Office recaptured through the pro rata process approximately \$500,000 in taxes saved by ineligible property owners.

◆ 2026 Goals:

Assessment Rolls:

We seek to increase the value of the assessment roll by adding new assessments, thoroughly scrutinizing exemption applications, and vigilantly defending SCAR cases, both of which significantly erode the tax base each year.



Assessor

Lisa Leonick, Assessor

Grievance Complaints and Small Claims Assessment Review (SCAR) Proceedings:

Continue processing as efficiently as possible approximately 12,000 grievance complaints filed with our office in May, defending between 1,000 and 2,000 SCAR cases resulting from grievance denials by the Board of Assessment Review, and providing significant support to our SCAR defense firm in its handling of between 4,000 and 6,000 SCAR cases.

Exemptions:

Review and process all existing and upgraded enhanced STAR and aged property tax exemptions so they are appropriately reflected on the next assessment roll, remove exemptions from ineligible properties, and recapture the taxes saved on properties having exemptions to which the owners were not entitled.

◆ Performance Measures:

SCAR Proceedings:

Residential assessment appeal cases in the Supreme Court called “Small Claims Assessment Review” cases, or “SCAR,” are expected to increase back to the past higher level due to COVID impact:

Fiscal Year	Actual 2023/24	Actual 2024/2025	Projected 2025/26
Caseload	+/-5,400	+/-3700	±6,000

Maintain Assessment Roll

Taxable assessed values have been maintained with little or no significant increase or decrease.

Fiscal Year	Actual 2023/2024	Actual 2024/2025	Projected 2025/26
Assessed Value	\$313,574,878	\$309,767,081	\$305,552,516
Increase/Decrease		-1.2	-.1.4%

STAR:

Enhanced STAR applications are tracked, processed, and valued on schedule for timely tax billing.

Fiscal Year	Actual 2023/2024	Actual 2024/2025	Projected 2025/26
Enhanced STAR Exemptions Processed	7139	6800	7178



Assessor

Lisa Leonick, Assessor

			2025		
	Fund/ Division	2024 Actual	Modified Budget	2025 Projected	2026 Budget
<u>Expenses</u>					
Assessor	A1355	\$ 1,166,385	\$ 1,173,163	\$ 1,173,263	\$ 1,187,805
Assessment Review Board	A1356	59,780	62,235	62,235	62,478
Star Exemption	A1357	82,777	84,489	84,489	85,924
		\$ 1,308,942	\$ 1,319,887	\$ 1,319,987	\$ 1,336,207
Net Department Costs		\$ 1,308,942	\$ 1,319,887	\$ 1,319,987	\$ 1,336,207

Authorized Positions	Fund/ Division	2024 Actual	2025	2025 Actual	2026 Budget
			Modified Budget		
Assessor	A1355	10	10	10	10
Assessment Review Board	A1356	5	5	5	5
Star Exemption	A1357	1	1	1	1
Department Total		16	16	16	16

	2024	2025	2025	2026
	Actual	Modified Budget	Projected	Budget
<u>Expenses</u>				
Salary and Wages	\$ 913,099	\$ 962,067	\$ 962,167	\$ 974,043
Employee Benefits and Taxes	68,586	76,790	76,790	74,514
Contractual Costs, Materials & Supplies	327,257	281,030	281,030	287,650
Total Expenses	\$ 1,308,942	\$ 1,319,887	\$ 1,319,987	\$ 1,336,207
Net Cost	\$ 1,308,942	\$ 1,319,887	\$ 1,319,987	\$ 1,336,207
<u>Net Cost by Fund</u>				
General Fund	\$ 1,308,942	\$ 1,319,887	\$ 1,319,987	\$ 1,336,207
Total Net Cost	\$ 1,308,942	\$ 1,319,887	\$ 1,319,987	\$ 1,336,207



Audit & Control

Teena Nguyen, Deputy Comptroller

♦ Departmental Mission:

The mission of the Department of Audit & Control is to safeguard and administer the Town's assets and provide comprehensive financial management information on the financial health of the Town. The Department provides the legally required audit functions in addition to monitoring and reporting on Town agencies in a timely manner. The department supports the Town's mission of maintaining fiscal strength.

♦ Legal Authority:

The Department of Audit & Control is authorized under Section 20 (3)(b) and Section 34 of New York State Town Law and Chapter 6 of the Huntington Town Code. Local Law 12-2006 was adopted in April of 2006, amending the Code of the Town of Huntington Chapter 6 to remove the Department of Data Processing.

The Town of Huntington is authorized under Section 380 of New York State Town Law to establish an administrative adjudication hearing procedure under the provisions of this section for all code and ordinance violations regarding conditions which constitute a threat or danger to public health, safety or welfare.

♦ Operating Environment:

The Department of Audit & Control manages four divisions:

Comptroller: The Department is responsible for disbursing and accounting for approximately \$240 million in operating expenses for wages, supplies, and services. Making certain the accounting and collection of revenues due to the Town are accurate and timely. Other duties include compiling and issuing the Town's Comprehensive Annual Financial Report as well as preparing the town-wide annual operating budget and periodic budget projections. The Comptroller manages the financing of the Town's capital projects (multi-year construction projects or other asset acquisitions), averaging \$20 million per year. The Comptroller's Office safeguards and manages all of the Town's cash and investments to maximize interest earnings and minimize risk. All Town Board Resolutions are reviewed for fiscal impact. Approximately \$1.1 billion in taxes is collected by the Tax Receiver and disbursed to the various taxing jurisdictions by this office.

Payroll: Supervises, coordinates, and accurately prepares the payroll for all Town employees, ensuring compliance with applicable regulations, policies, and bargaining agreements.

Purchasing: The Purchasing Division procures materials, equipment, and services at the lowest cost consistent with the quality and suitability required in accordance with the Town's Purchasing Policy and all applicable laws.

Bureau of Administrative Adjudication: The Bureau of Administrative Adjudication is an administrative tribunal authorized to adjudicate violations of the Town Code addressed to the public health, safety and welfare, except for violations of Chapter 87 which sets forth the requirements for building construction.



Audit & Control

Teena Nguyen, Deputy Comptroller

♦ Workload Indicators:

The Department of Audit & Control's workload is directly related to the activity in the operating departments, in addition to budget fluctuations. Budgets influence the level of activity as follows:

Accounts Payable- Process over 21,500 invoices and prepares approximately 6,000 payments per year.

Fiscal Year	Actual 2022	Actual 2023	Actual 2024	Projected 2025
Accounts Payable Payments	5297	5868	7964	7500

Accounts Receivable- Process and records approximately 3,500 cash payments per year.

Payroll- Processes payroll for approximately 679 regular employees, 201 part-time permanent employees, and 517 temporary, seasonal staff in accordance with all applicable labor laws.

Purchasing- This year Purchasing is projecting to conduct over 80 sealed bids; 20 requests for proposal and 25 public works bids and administers the creation of more than 3,300 purchase orders within the parameters of the Town Operating & Capital budgets.

Fiscal Year	Actual 2022	Actual 2023	Actual 2024	Projected 2025
Total Bids/RFPS Issued	115	110	125	125

Capital Project Management- Provides and manages funding for approximately 50 Town projects per year and over 100 on a cumulative basis.

Budget preparation and management- Prepares annual budget of \$220 million to make use of taxpayer funds in a fiscally responsible manner.

Cash Management- Manage average cash balance of approximately \$200 million in 26 bank accounts with the goal of maximizing interest earnings while minimizing investment risk.

Internal and annual Audits- Performed 3 internal audits in 2024, 29 audits of payments to outside agencies, and 2 LOSAP audits of ambulance squads. The schedule for 2025 is for 3 internal audits, 29 audits of outside agencies, and 2 LOSAP audits of ambulance squads.

Bureau of Administrative Adjudication - The number of cases written in 2024 was 940, with a total of 1251 separate appearances. 2025, the estimated number of cases written is expected to be approximately 903.

♦ 2025 Achievements:

- In July 2025, the Town was awarded an Aaa bond rating, the highest rate possible by Moody's. The Town is at the highest rate possible, an achievement difficult to accomplish clearly confirming the Town's financial strength. These ratings continue to maintain Huntington as one of the highest-rated towns on Long Island.



Audit & Control

Teena Nguyen, Deputy Comptroller

- In 2025, the Town of Huntington was presented with an Award of Financial Reporting Achievement from the Government Finance Officers Association of the United States & Canada for the fiscal year ended 2023. This was the twenty-sixth consecutive year that the Town was presented with this award. A Certificate of Achievement is presented to those government units whose annual financial reports are judged to adhere to program standards and represents the highest award in governmental financial reporting. In 2025, the Town submitted its 2024 Annual Comprehensive Financial Report to the Government Finance Officers Association of the United States & Canada to determine eligibility for this prestigious award for the twenty-sixth consecutive year.
- In 2025, the Town of Huntington was presented with the Distinguished Budget Presentation Award from the Government Finance Officers Association of the United States & Canada for the fiscal year beginning January 1, 2025. This was the fourteenth consecutive year that the Town was presented with the award.
- Continued expansion of electronic payment system to all Town locations.
- Monitored the annual budget, instituted budget reductions, and ensured that ongoing budget deficit reduction targets were met.
- Increase in employee enrollment in direct deposit program resulting in an increase in efficiency.
- By leveraging the Town's buying power and maximizing the efficiency and expenditure of government funds, consistent with New York General Municipal Law §103(16), certain contracts awarded by the Town of Huntington were made available to other New York State governmental entities.

♦ 2026 Goals:

The Department of Audit & Control's goals include, but are not limited to, the following:

- To receive a Certificate of Achievement for Excellence in Financial Reporting for the 2024 report.
- To receive a Certificate of Achievement in Budget Excellence for the 2026 budget.
- Continue to assist departments with the expansion of electronic payments to increase efficiency and cash flow throughout the Town.
- Implement the Virtual Credit Card payment system to allow the Town to earn points on purchases.
- Continue to perform audits of Town departments and outside agencies and to assist in updating relevant policies and procedures to strengthen internal controls and operations.
- Implementing all relevant GASB pronouncements by effective dates or sooner when feasible.
- Continued maximization of cash flow and rates of return.

♦ Performance Measures:

The performance measures that will be used to measure progression toward departmental goals are as follows:

- Submit the annual financial report and budget within required time frames to receive the GFOA award.
- Monitor and track the number of audits performed each year.

Year	Internal Audits	Agency Audits
2023	3	31
2024	3	31
2025	3	31



Audit & Control

Teena Nguyen, Deputy Comptroller

			2025		
	Fund/ Division	2024 Actual	Modified Budget	2025 Projected	2026 Budget
<u>Operating Division Expenses</u>					
Administrative Adjudication	A1110	99,466	188,468	188,468	188,316
Comptroller	A1315	1,424,376	1,621,233	1,620,733	1,396,999
Payroll	A1316	393,052	412,711	416,211	440,078
Purchasing	A1345	343,110	402,791	404,191	364,287
Union Representatives	A1431	359,480	355,071	355,071	361,032
Total Expenses		\$ 2,619,484	\$ 2,980,274	\$ 2,984,674	\$ 2,750,712

Operating Division Revenues

Interest & Penalties	A1090	359,471	280,000	326,000	280,000
Comptroller's Fee - Ret Checks	A1240	11,420	1,000	1,000	1,000
Court Fees	A1266	100,394	100,000	100,000	100,000
Interest & Earnings	A2401	3,482,888	2,195,000	2,195,000	3,120,000
Interest/Env Open Space Resrve	A2405	548,232	-	263,837	-
Interest/Miscellaneous Reserve	A2408	390,459	-	192,000	-
Premium on Obligations	A2710	149,189	-	13,505	-
Interest & Penalties	B1090	2,094	1,000	1,000	1,000
Comptroller's Fee - Ret Checks	B1240	350	500	500	500
Interest & Earnings	B2401	451,769	198,150	220,000	198,150
Interest/Miscellaneous Reserve	B2408	74,207	-	38,300	-
Premium on Obligations	B2710	-	-	13,714	-
Interest & Earnings	C2401	41,716	4,000	23,000	4,000
Interest & Penalties	CB1090	-	5	5	5
Interest & Penalties	DB1090	22,734	-	-	-
Interest & Earnings	DB2401	1,669,008	1,506,568	1,506,568	1,506,568
Interest/Miscellaneous Reserve	DB2408	88,327	-	(45,150)	-
Premium on Obligations	DB2710	290,497	-	198,851	-
Interest & Penalties	SF11090	1,140	-	-	-
Interest & Earnings	SF12401	42,382	3,000	34,000	3,000
Interest & Penalties	SL1090	2,316	-	-	-
Interest & Earnings	SL2401	305,495	109,668	200,000	200,000
Interest/Miscellaneous Reserve	SL2408	1,319	-	675	-
Interest & Penalties	SM11090	266	-	-	-
Interest & Earnings	SM12401	312,803	1,343	25,000	1,343
Interest & Penalties	SM21090	229	20	20	20
Interest & Earnings	SM22401	1,240,312	20,600	35,000	20,600
Interest & Penalties	SR1090	17,798	1,641	1,641	1,641
Interest & Earnings	SR2401	1,114,895	300,000	816,400	600,000
Interest/Miscellaneous Reserve	SR2408	4,003	-	3,400	-
Interest & Penalties	SS11090	3,101	500	500	500
Comptroller's Fee - Ret Checks	SS11240	20	-	-	-
Interest & Earnings	SS12401	219,462	95,013	133,406	150,000
Interest/Miscellaneous Reserve	SS12408	3,718	-	2,000	-
Premium on Obligations	SS12710	17,088	-	30,171	-



Audit & Control

Teena Nguyen, Deputy Comptroller

			2025		
	Fund/ Division	2024 Actual	Modified Budget	2025 Projected	2026 Budget
Interest & Penalties	SS21090	111	-	-	-
Interest & Earnings	SS22401	23,266	1,000	14,500	1,000
Interest & Earnings	SS32401	39,439	23,378	23,378	50,764
Interest/Miscellaneous Reserve	SS32408	144	-	75	-
Interest & Penalties	SW11090	2,575	-	-	-
Comptroller's Fee - Ret Checks	SW11240	800	250	400	250
Interest & Earnings	SW12401	455,356	100,000	357,500	300,000
Interest/Miscellaneous Reserve	SW12408	7,863	-	4,100	-
Premium on Obligations	SW12710	271,343	-	273,651	-
Total Revenues		\$ 11,769,999	\$ 4,942,636	\$ 7,003,947	\$ 6,540,341
Net Department Costs		\$ (9,150,515)	\$ (1,962,362)	\$ (4,019,273)	\$ (3,789,629)

			2025		
Authorized Positions	Fund/ Division	2024 Actual	Modified Budget	2025 Actual	2026 Budget
Administrative Adjudication	A1110	0	0	1	1
Comptroller	A1315	10	11	9	11
Payroll	A1316	2	2	3	3
Purchasing	A1345	4	4	4	4
Union Representatives	A1431	3	3	3	3
Department Total		19	20	20	22



Audit & Control

Teena Nguyen, Deputy Comptroller

			2025		
	Fund/ Division	2024 Actual	Modified Budget	2025 Projected	2026 Budget
<u>Unallocated Expenses</u>					
Fiscal Agent Fees	A1380	20,756	35,000	35,000	35,000
Unallocated Insurance	A1910	812,015	1,000,000	1,000,000	875,000
Municipal Association Dues	A1920	4,494	9,000	9,000	9,000
Purchase of Land	A1940	-	1,500,000	1,500,000	1,500,000
Taxes & Assessment/Muni Prop	A1950	12,212	20,000	20,000	20,000
Employee Assistance Program	A1989	11,500	20,000	20,000	20,000
Contingency	A1990	-	(1,536,938)	(1,536,938)	-
State Retirement	A9010	4,906,230	5,556,386	5,556,386	5,556,386
Social Security	A9030	71,834	56,000	56,000	80,000
Worker's Compensation	A9040	1,968,385	1,531,250	1,531,250	1,800,000
Life Insurance	A9045	34,324	50,000	50,000	50,000
Unemployment Insurance	A9050	86,843	130,000	130,000	130,000
Disability Insurance	A9055	50,333	90,000	90,000	90,000
Hospital / Medical Insurance	A9060	16,543,220	18,258,000	18,258,000	18,258,000
Welfare Fund-White Collar/Appt	A9065	673,983	710,000	710,000	710,000
Misc. Salaried Benefits	A9070	1,186,831	868,000	868,000	1,018,000
Serial Bonds	A9710	5,464,788	5,380,300	5,380,300	4,483,000
Bond Anticipation Notes	A9730	-	90,000	90,000	90,000
Interfund Trans - Capital Cash	A9950	4,470,022	8,226,848	7,671,162	-
Fiscal Agent Fees	B1380	158	2,500	2,500	2,500
Unallocated Insurance	B1910	80,269	100,000	100,000	90,000
Prov For Employ Trng/Eval Prog	B1989	3,500	6,000	6,000	6,000
Contingency	B1990	-	(66,484)	(66,484)	-
State Retirement	B9010	744,680	943,910	943,910	943,910
Social Security	B9030	1,177	26,500	26,500	20,000
Worker's Compensation	B9040	114,194	120,000	120,000	100,000
Life Insurance	B9045	6,133	12,000	12,000	12,000
Unemployment Insurance	B9050	(1,747)	10,846	10,846	10,846
Disability Insurance	B9055	4,018	20,000	20,000	20,000
Hospital / Medical Insurance	B9060	3,099,286	3,376,000	3,376,000	3,476,000
Welfare Fund-White Collar/Appt	B9065	179,760	200,000	200,000	200,000
Misc. Salaried Benefits	B9070	15,386	148,000	148,000	148,000
Serial Bonds	B9710	295,499	265,200	265,200	262,000
Interfund Trans - Capital Cash	B9950	797,882	35,000	35,000	-
Unallocated Insurance	C1910	729	1,000	1,250	1,800
Taxes & Assessment/Muni Prop	C1950	8,859	135,002	135,002	136,722
Life Insurance	C9045	-	-	8	-
Hospital / Medical Insurance	C9060	-	36,000	36,000	-
Welfare Fund-White Collar/Appt	C9065	-	-	215	-
Business Improvement Districts	CB8620	186,500	190,235	190,235	194,053
Fiscal Agent Fees	DB1380	25,855	45,000	45,000	45,000



Audit & Control

Teena Nguyen, Deputy Comptroller

			2025		
	Fund/ Division	2024 Actual	Modified Budget	2025 Projected	2026 Budget
Unallocated Insurance	DB1910	251,091	320,000	320,000	280,000
Prov For Employ Trng/Eval Prog	DB1989	5,250	9,000	9,000	9,000
Contingency	DB1990	-	(197,381)	(197,381)	-
State Retirement	DB9010	1,751,128	2,337,730	2,337,730	2,337,730
Social Security	DB9030	23,030	48,000	48,000	30,000
Worker's Compensation	DB9040	1,913,226	2,150,000	2,150,000	2,140,000
Life Insurance	DB9045	197	1,000	1,000	1,000
Unemployment Insurance	DB9050	(253)	75,000	75,000	75,000
Disability Insurance	DB9055	93	1,300	1,300	1,300
Hospital / Medical Insurance	DB9060	6,761,806	7,343,000	7,343,000	7,588,000
Welfare Fund-White Collar/Appt	DB9065	7,631	8,000	8,000	8,000
Misc. Salaried Benefits	DB9070	485,953	364,000	364,000	364,000
Serial Bonds	DB9710	5,676,600	5,900,000	5,900,000	6,296,000
Interfund Trans - Capital Cash	DB9950	2,663,751	6,346,033	6,346,033	-
Fire Protection District #1	SF13410	1,709,204	1,754,035	1,754,035	1,778,601
Interfund Transfers	SF19901	111,807	103,594	103,594	124,858
Fiscal Agent Fees	SL1380	-	500	500	500
Unallocated Insurance	SL1910	25,609	32,000	32,000	30,000
State Retirement	SL9010	96,138	150,000	150,000	150,000
Social Security	SL9030	-	7,250	7,250	7,250
Worker's Compensation	SL9040	66,718	80,000	80,000	80,000
Life Insurance	SL9045	66	591	591	591
Unemployment Insurance	SL9050	-	5,000	5,000	5,000
Disability Insurance	SL9055	47	1,000	1,000	1,000
Hospital / Medical Insurance	SL9060	389,577	444,000	444,000	474,000
Welfare Fund-White Collar/Appt	SL9065	5,088	5,500	5,500	5,500
Misc. Salaried Benefits	SL9070	7,920	73,000	73,000	73,000
Interfund Transfers	SL9901	372,317	399,785	399,785	516,751
Interfund Transfers - Capital Cash	SL9950	185,000	200,000	200,000	-
Commack Ambulance District	SM14541	1,008,203	1,012,653	1,012,653	1,032,500
State Retirement	SM19010	47,669	90,000	90,000	90,000
Interfund Transfers	SM19901	70,040	65,831	65,831	77,132
Hunt Community Ambulance	SM24542	1,882,460	1,905,933	1,905,933	1,942,500
State Retirement	SM29010	466,409	500,000	500,000	500,000
Interfund Transfers	SM29901	155,529	143,738	143,738	171,587
Fiscal Agent Fees	SR1380	124	3,000	3,000	3,000
Unallocated Insurance	SR1910	185,899	230,000	230,000	200,000
Prov For Employ Trng/Eval Prog	SR1989	3,500	6,000	6,000	6,000
Contingency	SR1990	-	26,532	26,532	-
State Retirement	SR9010	588,595	650,000	650,000	650,000
Social Security	SR9030	5,394	23,000	23,000	15,000
Worker's Compensation	SR9040	764,386	750,000	750,000	1,000,000
Life Insurance	SR9045	99	500	500	500



Audit & Control

Teena Nguyen, Deputy Comptroller

			2025		
	Fund/ Division	2024 Actual	Modified Budget	2025 Projected	2026 Budget
Unemployment Insurance	SR9050	8,335	16,257	16,257	16,257
Disability Insurance	SR9055	-	500	500	500
Hospital / Medical Insurance	SR9060	2,165,893	2,392,000	2,392,000	2,457,000
Welfare Fund-White Collar/Appt	SR9065	2,544	3,000	3,000	3,000
Misc. Salaried Benefits	SR9070	130,570	145,000	145,000	145,000
Serial Bonds	SR9710	267,573	267,600	267,600	213,000
Interfund Transfers	SR9901	2,238,599	2,536,463	2,536,463	2,417,133
Interfund Trans - Capital Cash	SR9950	275,000	150,000	150,000	-
Fiscal Agent Fees	SS11380	3,175	4,000	4,000	4,000
Unallocated Insurance	SS11910	35,001	43,000	43,000	43,000
Prov For Employ Trng/Eval Prog	SS11989	750	1,500	1,500	1,500
State Retirement	SS19010	222,860	305,000	305,000	305,000
Social Security	SS19030	3,691	10,436	10,436	5,000
Worker's Compensation	SS19040	244,751	50,000	50,000	70,000
Life Insurance	SS19045	-	500	500	500
Unemployment Insurance	SS19050	-	7,000	7,000	7,000
Disability Insurance	SS19055	-	500	500	500
Hospital / Medical Insurance	SS19060	857,499	982,000	982,000	1,022,000
Misc. Salaried Benefits	SS19070	67,615	83,000	83,000	83,000
Serial Bonds	SS19710	319,745	356,000	356,000	452,000
Interfund Transfers	SS19901	637,331	629,126	629,126	792,160
Interfund Trans - Capital Cash	SS19950	340,500	625,000	625,000	-
Unallocated Insurance	SS21910	1,104	1,500	1,500	1,300
Interfund Transfers	SS29901	9,105	9,039	9,039	6,299
Fiscal Agent Fees	SS31380	8	500	500	500
Unallocated Insurance	SS31910	9,512	13,000	13,000	13,000
State Retirement	SS39010	35,621	55,000	55,000	55,000
Social Security	SS39030	-	2,437	2,437	2,000
Worker's Compensation	SS39040	494	1,000	1,000	700
Life Insurance	SS39045	-	500	500	500
Unemployment Insurance	SS39050	-	1,000	1,000	1,000
Disability Insurance	SS39055	-	250	250	250
Hospital / Medical Insurance	SS39060	149,682	168,000	168,000	171,000
Misc. Salaried Benefits	SS39070	3,960	9,000	9,000	9,000
Serial Bonds	SS39710	77,463	77,800	77,800	78,500
Interfund Transfers	SS39901	152,889	153,969	153,969	167,816
Fiscal Agent Fees	SW11380	31,928	5,000	5,000	5,000
Unallocated Insurance	SW11910	41,012	55,000	55,000	58,000
Prov For Employ Trng/Eval Prog	SW11989	500	1,000	1,000	1,000
Contingency	SW11990	-	(15,600)	(15,600)	-
State Retirement	SW19010	176,907	200,000	200,000	200,000
Social Security	SW19030	10,028	13,000	13,000	13,000
Worker's Compensation	SW19040	48,782	75,000	75,000	60,000



Audit & Control

Teena Nguyen, Deputy Comptroller

		2025			
	Fund/ Division	2024 Actual	Modified Budget	2025 Projected	2026 Budget
Life Insurance	SW19045	197	350	350	350
Unemployment Insurance	SW19050	-	5,000	5,000	5,000
Disability Insurance	SW19055	93	500	500	500
Hospital / Medical Insurance	SW19060	671,535	764,000	764,000	779,000
Welfare Fund-White Collar/Appt	SW19065	5,088	5,800	5,800	5,800
Misc. Salaried Benefits	SW19070	146,479	93,000	93,000	93,000
Serial Bonds	SW19710	1,108,916	1,612,000	1,612,000	2,360,000
Bond Anticipation Notes	SW19730	-	270,000	120,000	170,000
Interfund Transfers	SW19901	738,349	736,073	736,073	1,066,731
Interfund Trans - Capital Cash	SW19950	-	750,000	750,000	-
Total Unallocated Expenses		\$ 80,808,293	\$ 94,640,679	\$ 93,935,466	\$ 81,820,313

Unallocated Revenues

Appropriated Reserves	A0511	-	2,467,202	1,911,517	350,000
Appropriated Fund Balance	A0599	-	7,165,011	7,160,012	2,375,000
Real Property Taxes	A1001	54,258,225	56,285,393	56,566,543	56,285,393
Other Payments Lieu of Taxes	A1081	109,145	183,308	183,308	90,657
Franchises	A1170	4,400,864	4,600,000	4,600,000	4,600,000
FOIL Request	A1260	581	1,000	1,000	1,000
Other Departmental Income	A1289	1,154,334	6,300	6,300	5,000
Other Culture & Recreation Inc	A2089	1,250,000	-	-	-
Misc Revenue, Other Gov	A2389	74,307	40,000	84,000	40,000
Rental of Real Property	A2410	626,528	550,000	550,000	650,000
Tower Rental	A2414	520,933	400,000	400,000	475,000
Rental, Other	A2440	35,695	-	12,900	-
Minor Sales, Other	A2655	1,938	8,000	8,000	8,000
Sale Of Equipment	A2665	139,020	5,000	24,000	5,000
Insurance Recoveries	A2680	394,886	308,385	308,385	250,000
Other Compensation For Loss	A2690	198,849	1,439,840	1,575,000	20,000
Refund Of PR YRS Expend	A2701	410	-	-	-
Gifts & Donations	A2705	8,185	7,000	8,400	-
Employee/Retiree Contributions	A2709	1,900,873	1,800,000	1,800,000	2,000,000
Unclassified Revenues	A2770	65,013	35,000	5,000	35,000
State Aid, Per Capita	A3001	1,067,256	1,067,256	1,067,256	1,067,256
State Aid, Mortgage Tax	A3005	7,583,911	9,000,000	9,000,000	9,000,000
State Aid, Other	A3089	75,957	-	74,661	-
Interfund Transfers	A5031	4,485,964	4,777,618	4,777,618	5,340,466
Capital Project Transfers	A5033	277,560	2,109,553	2,109,553	-
Appropriated Reserves	B0511	-	(11,232)	-	-
Appropriated Fund Balance	B0599	-	510,000	510,000	475,000
Real Property Taxes	B1001	3,304,198	3,370,282	3,370,282	3,368,766
Other Payments Lieu of Taxes	B1081	7,328	22,187	22,187	6,043
FOIL Request	B1260	2,327	2,000	2,000	2,000



Audit & Control

Teena Nguyen, Deputy Comptroller

			2025		
	Fund/ Division	2024 Actual	Modified Budget	2025 Projected	2026 Budget
Employee/Retiree Contributions	B2709	321,453	300,000	300,000	300,000
Unclassified Revenues	B2770	2	-	300	-
State Aid, other	B3089	-	-	7,600	-
Capital Project Transfers	B5033	-	11,232	11,232	-
Appropriated Fund Balance	C0599	-	138,502	138,502	74,522
Rental of Real Property	C2410	168,340	109,500	109,500	140,000
Real Property Taxes	CB1001	186,500	190,230	190,230	194,048
Appropriated Reserves	DB0511	-	(676)	(676)	-
Appropriated Fund Balance	DB0599	-	3,599,884	3,599,884	450,000
Real Property Taxes	DB1001	35,868,849	36,886,225	36,886,225	39,315,323
Other Payments Lieu of Taxes	DB1081	79,421	152,769	152,769	66,051
Employee/Retiree Contributions	DB2709	563,325	500,000	500,000	550,000
Capital Project Transfers	DB5033	-	3,000,792	3,000,792	-
Real Property Taxes	SF11001	1,795,633	1,820,477	1,820,477	1,875,459
State Aid - Other	SF13089	23,989	34,152	34,200	25,000
Appropriated Fund Balance	SL0599	-	450,000	450,000	250,000
Real Property Taxes	SL1001	3,653,241	3,703,306	3,703,306	3,750,057
Other Payments Lieu of Taxes	SL1081	7,937	15,272	15,272	6,496
Insurance Recoveries	SL2680	-	-	4,100	-
Employee/Retiree Contributions	SL2709	31,393	28,000	28,000	28,000
Real Property Taxes	SM11001	415,763	411,554	411,554	442,432
Other Payments Lieu of Taxes	SM11081	3,275	2,744	2,744	3,014
Misc Revenue, Other Gov	SM12389	25,501	65,000	65,000	65,000
Insurance Recoveries	SM12680	931,560	687,843	687,843	687,843
Appropriated Fund Balance	SM20599	-	(31,851)	-	-
Real Property Taxes	SM21001	361,819	369,051	369,051	433,164
Other Payments Lieu of Taxes	SM21081	192	-	200	303
Insurance Recoveries	SM22680	2,462,678	2,160,000	2,160,000	2,160,000
Capital Project Transfers	SM25033	-	31,851	31,851	-
Appropriated Reserves	SR0511	-	(84,763)	-	-
Appropriated Fund Balance	SR0599	-	339,180	339,180	200,000
Real Property Taxes	SR1001	28,086,597	28,206,325	28,206,325	28,066,211
Sale Of Equipment	SR2665	45,840	-	-	-
Insurance Recoveries	SR2680	101,966	-	15,100	-
Employee/Retiree Contributions	SR2709	164,313	150,000	150,000	150,000
Capital Project Transfers	SR5033	-	95,583	95,583	-
Appropriated Reserves	SS10511	-	35,000	35,000	35,000
Appropriated Fund Balance	SS10599	-	621,748	621,748	-
Real Property Taxes	SS11001	4,891,953	4,975,792	4,975,792	5,200,488
Non-Prop Tax Distrib County	SS11120	144,701	144,701	144,701	144,701
Sale Of Equipment	SS12665	16,070	-	-	-
Employee/Retiree Contributions	SS12709	55,982	50,000	50,000	50,000
Capital Project Transfers	SS15033	17,532	3,252	3,252	-



Audit & Control

Teena Nguyen, Deputy Comptroller

			2025		
	Fund/ Division	2024 Actual	Modified Budget	2025 Projected	2026 Budget
Real Property Taxes	SS21001	170,634	170,899	170,899	168,167
Employee/Retiree Contributions	SS32709	12,121	12,000	12,000	12,000
Appropriated Reserves	SW10511	-	(2,945,000)	(2,945,000)	55,000
Appropriated Fund Balance	SW10599	-	198,282	198,282	-
Real Property Taxes	SW11001	3,855,947	3,933,066	4,185,000	4,444,479
Unpaid Water Bills	SW11030	212,032	150,000	150,000	250,000
Tower Rental	SW12414	469,198	375,000	375,000	425,000
Insurance Recoveries	SW12680	10,377	-	5,100	-
Other Compensation For Loss	SW12690	-	200,000	1,402,500	-
Employee/Retiree Contributions	SW12709	57,216	55,506	55,506	55,506
Unclassified Revenues	SW12770	840	-	4,880	-
Capital Project Transfers	SW15033	-	3,600,000	3,600,000	-
Total Unallocated Revenue		\$ 167,158,477	\$ 191,071,531	\$ 192,668,726	\$ 176,522,845
Net Department Costs		\$ (86,350,184)	\$ (96,430,852)	\$ (98,733,260)	\$ (94,702,532)



Audit & Control

Teena Nguyen, Deputy Comptroller

	2024 Actual	2025 Modified Budget	2025 Projected	2026 Budget
<u>Expenses</u>				
Salary and Wages	1,914,324	635,494	639,893	2,198,779
Employee Benefits and Taxes	48,165,369	52,809,454	52,809,677	53,899,075
Contractual Costs, Materials & Supplies	6,916,216	7,342,856	7,343,607	7,227,704
Fixed Assets	3,165	1,503,750	1,503,250	1,500,500
Principal on Indebtedness	10,058,798	10,626,700	10,476,700	10,543,000
Interest on Indebtedness	3,151,785	3,592,200	3,592,200	3,861,500
Interfund Transfers	13,218,120	21,110,499	20,554,813	5,340,467
Total Expenses	\$ 83,427,777	\$ 97,620,953	\$ 96,920,140	\$ 84,571,025
<u>Revenues</u>				
Appropriated Fund Balance	-	12,451,287	12,018,449	4,264,522
Real Property Tax	137,061,391	140,472,600	141,005,684	143,793,986
Real Property Tax Items	619,134	659,446	705,646	455,730
Non-Property Tax Items	4,545,565	4,744,701	4,744,701	4,744,701
Departmental Income	2,520,226	111,050	111,200	109,750
Intergovernment Charge	99,808	105,000	149,000	105,000
Use of Money & Property	12,337,757	5,992,220	7,490,389	7,845,425
Licenses and Permits	-	-	-	-
Sale of Property/Compensation for Loss	4,303,182	4,809,068	6,190,028	3,130,843
Miscellaneous	3,909,242	2,937,506	3,443,978	3,180,506
State Aid	8,751,113	10,101,408	10,183,717	10,092,256
Federal Aid	-	-	-	-
Interfund Transfers	4,781,058	13,629,881	13,629,881	5,340,467
Total Revenues	\$ 178,928,476	\$ 196,014,167	\$ 199,672,673	\$ 183,063,186
Net Cost	\$ (95,500,699)	\$ (98,393,214)	\$ (102,752,533)	\$ (98,492,161)



Audit & Control

Teena Nguyen, Deputy Comptroller

	2024 Actual	2025 Modified Budget	2025 Projected	2026 Budget
<u>Net Cost by Fund</u>				
General Fund	(44,735,231)	(49,857,746)	(50,901,962)	(48,623,674)
Part Town	1,176,466	795,353	702,357	939,797
Board of Trustee	(200,469)	(80,000)	(98,527)	(80,000)
Highway	(19,016,801)	(20,894,880)	(21,048,581)	(22,712,912)
Fire Protection	(42,133)	-	(31,048)	-
Street Lighting	(2,853,222)	(2,907,620)	(3,002,727)	(2,890,961)
Commack Ambulance	(563,256)	-	(23,657)	-
Huntington Ambulance	(1,560,832)	-	(46,451)	-
Consolidated Refuse	(22,898,901)	(21,808,114)	(22,427,777)	(21,891,462)
Huntington Sewer	(2,636,708)	(2,828,944)	(2,899,507)	(2,795,029)
Centerport Sewer	(183,803)	(161,360)	(174,860)	(161,568)
Waste Water	377,924	447,078	447,003	436,502
Dix Hills Water	(2,363,733)	(1,096,981)	(3,246,796)	(712,854)
Total Net Cost	\$ (95,500,699)	\$ (98,393,214)	\$ (102,752,533)	\$ (98,492,161)



Engineering Services

Michael Vogeli, Deputy Director

♦ Departmental Mission:

The Department of Engineering Services is a multi-functional department providing a variety of Engineering and Building Services to Town Residents. The mission of the Department is to provide, where applicable, safe, code-compliant, and economical engineering designs, oversight, and construction management of new construction as well as renovation/reconstruction projects within the Town, both in the public and private sector. The following four (4) divisions comprise the Department of Engineering Services: Engineering Design, Building and Housing, Fire Prevention, and the Dix Hills Water District.

♦ Legal Authority:

Chapter 25 of the Huntington Town Code establishes the Department of Engineering Services and defines the flow and duties of the various divisions. The operation of the department is also governed by numerous State and local laws/codes, including but not limited to the following:

New York State Town Law, Sections 20 & 24
New York State Fire Prevention and Building Code
New York State Vehicle and Traffic Law - Section 1660
Huntington Town Code - Chapter 87
Huntington Town Code - Chapter 104
Huntington Town Code - Chapter 111
Huntington Town Code - Chapter 137
Huntington Town Code - Chapter 153
Huntington Town Code - Chapter 198

♦ Operating Environment:

Engineering Services: The Engineering Services Division is responsible for the in-house design and development of plans and specifications for renovations and new capital construction projects within the Town in addition to supervising the actual construction of the projects. The Town contracts with professional engineering consultants on occasion for more complex projects that require particular expertise. This Division performs the contract management and administration on these consultant projects. The scope of the Division's projects is diverse and vary from roadway and drainage improvements, parking lots, traffic calming, Town parks/playgrounds, marine construction, building design/renovations, and construction of public works buildings.

This Division is also responsible for engineering review of Planning Board commercial site plans and subdivision applications. Engineering Services supports the Capital Project Requirements of the Departments of Parks and Recreation, Maritime Services, and General Services, which involve quality-of-life projects undertaken throughout the Town.

Building and Housing: The Building and Housing Division is responsible for the administration of the building permit process to ensure that all construction complies with the relevant provisions of Federal, State, and Local Codes, including but not limited to the Building Construction Code, Fire Prevention Code, and Plumbing and Zoning Ordinances. Division personnel administer and apply the applicable codes as adopted by the State of New York. This Division is also responsible for accepting, reviewing,



Engineering Services

Michael Vogeli, Deputy Director

and approving applications, issuing permits, and inspecting the various stages of construction. Certificates of Occupancy (CO) are issued when all documentation is received and inspections have been completed. Finally, responsibility includes maintaining files for thousands of open permits. The Division maintains a vast amount of records of the building permit histories of each property in the Town of Huntington. These records include computerized summaries, microfilm aperture cards and reels, and digitally scanned documents. It is from these databases that thousands of duplicate CO's are issued each year.

Fire Prevention: The Bureau of Fire Prevention is responsible for enforcing Fire Safety Codes throughout the Town. This would include, but not be limited to, the following:

- The issuance of construction permits and requisite field inspections for the installation of fire protection equipment, including fire sprinkler systems, fire alarm systems, fixed wet and dry chemical extinguishing systems, clean agent extinguishing systems, alternate agent extinguishing systems, and carbon monoxide detection systems.
- The issuance of operational permits and requisite field inspections for twenty-four types of activities or processes detailed within the Town Fire Code, from storage of aerosol products to conducting welding or other hot work activities.
- The issuance of general fire safety inspection certificates for the performance of inspections performed within all commercial properties on an annual basis.
- The investigation of complaints pertaining to the existence of conditions or activities that fail to comply with the Fire Code of New York State and or the Town of Huntington Fire Code.
- Conduct fire investigation activities at all major fires that occur within the Town to determine cause and origin and assist the Suffolk County Police Department Arson Squad in these activities.
- The Bureau serves as the liaison between the twelve (12) fire districts within the Town and other Town Departments and represents the Town's interests at various fire association or committee meetings.

Dix Hill Water District: The Dix Hills Water District is a public water supply district, which supplies water to an area with a population of 41,000 people. The District is responsible for delivering high-quality drinking water to approximately 8,400 homes and businesses in the Dix Hills section of the Town. The District maintains (17) supply wells, three (3) water storage tanks, five (5) emergency electrical generators, three (3) specialized water treatment systems, 170 miles of water main, 1,290 fire hydrants, and over 2,000 system valves.

◆ Workload Indicators:

Engineering Services: The workload in the Engineering Services Division is predicated on the ability to perform in-house design services, manage the work of outside design consultants, and monitor field construction activities. As such, the Division is working diligently to support the current workload.

A current list of active design phase and construction phase projects would include but not be limited to the following:



Engineering Services

Michael Vogeli, Deputy Director

DESIGN:

- | | |
|--|---|
| <ol style="list-style-type: none">1. Woodbine Marina Bulkhead Replacement2. Community Center Redesign3. Animal Shelter Rehabilitation/Site Work4. Flanagan Center/Village Green Flat Roof Replacement - Phase 35. Flanagan Center/Senior Center Glass Roof/Skylight Rehabilitation6. Flanagan Center/Senior Center Kitchen Rehab7. Broadway Greenlawn Road Traffic Calming8. Village Green Parking Improvements - Phase 39. American Legion – Site Improvements10. Mill Dam – Comfort Station11. Kew Avenue Park – Playground Expansion12. Crab Meadow Beach – Playground Phase 2 – Playground Expansion & Swings | <ol style="list-style-type: none">13. Fair Meadow Park Design14. Otsego Park – Turf Infield Conversion15. Crescent Beach Retaining Wall Rehabilitation16. Terry Farrell Park – Playground Replacement17. Huntington Train Station – Parking Lot Improvements18. NY Ave Streetlighting Improvements - South of Pulaski Rd19. Columbia Street Park Basketball & Playground20. Elwood Park – Playground Expansion21. Koster Park - New Playground22. Madison Street Sidewalks23. Synthetic Turf Field Replacements – Breezy Park24. William Byrne Park – Pickleball, Tennis, Playground25. Commack Park – Turf Field Conversion26. Playground Safety Surface Replacements – Various Parks |
|--|---|

CONSTRUCTION:

1. LIRR North, South & Overpass Parking Garage Repairs
2. HART Bus Fueling Station Upgrade
3. Halesite Bulkhead Replacement – Phase I
4. Broadway-Greenlawn Streetscaping – Round 15
5. Broadway-Greenlawn /Central Street - Round 17
6. Chase Bank Parking Lot
7. West Neck Beach Entry Roadway Reconstruction
8. Cold Spring Harbor Streetscape Improvements
9. Flanagan Center Emergency Generator
10. Crippen House Dismantling
11. Gold Star Beach Parking Lot
12. Sports Lights at Veterans Park
13. Boxer Court Fuel Tank Slab Extension

Building and Housing: Since the implementation of On-Line Permitting in November 2022, the time frame for issuing permits and COs has been drastically reduced. The previous 12-14 week wait time for a permit now ranges from one (1) day to approximately 3-4 weeks dependent upon the type of permit and the adequacy of the information submitted by the applicant. This year the Department is issuing an average of approximately 525 permits each month and performing about 800 inspections monthly. While online permitting can be done remotely by applicants, we still entertain about 30 in-person visits



Engineering Services

Michael Vogeli, Deputy Director

per day from residents who need additional assistance. We have Resident Kiosks available for all applicants, and we help them set up online accounts and input their applications.

The table below outlines the Building and Housing workload in recent years and the forecast/estimate for this year:

Year	Building Permits	Plumbing Permits	Inspections	Certificates of Occupancy	Duplicate C.O.'s	Letters-in-Lieu	Persons Served	Avg. # of Persons Served per Day	Revenue
2021	3,200	2,140	6,812	1,872	7,320	20	NA	NA	\$4,122,767
2022	3,394	1,897	8,556	2,095	5,447	20	5,566	40	\$4,081,618
2023	5,280	1,715	11,456	4,088	4,312	25	8,136	33	\$4,201,736
2024	3,737	1,446	12,202	2,936	4,305	29	7,842	32	\$4,765,819
2025 est	3,808	1,482	11,888	2,994	4,600	24	7,320	30	\$5,501,120

Fire Prevention Bureau: The table below outlines the workload of the Fire Prevention Bureau in recent years and the forecast/estimate for this year:

Year	Fire Protection Systems Permits	Annual/Operational Permits	Temporary Permits	Inspections	Revenue
2021	338	2375			\$624,192
2022	330	2407			\$593,687
2023	275	2416			\$610,688
2024	332	2206	91	2366	\$664,916
2025 est	344	2465	95	2882	\$670,000

Dix Hills Water District: The Dix Hills Water District operates 365 days a year, 24 hours a day. The District delivers water to approximately 8,500 customers and reads about 8,500 meters, four times a year. A Dix Hills Water District annual summary can be found below:

Year	Pumpage (Gallons)	Water Main Service/Repairs	Hydrants	Total Accounts	Revenue
2021	1,976,275,000	23	1,288	8,494	\$2,342,543
2022	2,144,327,000	21	1,288	8,494	\$2,375,547
2023	1,985,000,000	25	1,288	8,494	\$2,245,930
2024	2,060,870,000	19	1,289	8,494	\$2,404,364
2025 est	2,000,000,000	18	1,289	8,494	\$2,644,800

A current list of Dix Hills Water District active projects would include but not be limited to the following:

1. Plant No. 3 – Rehabilitation/Upgrade – Construction Complete
2. Plant No. 5 - Design of Treatment Facility
 - a. to address 1,4 Dioxane – Design Complete
 - b. to address Perchlorate – Design Complete



Engineering Services

Michael Vogeli, Deputy Director

- c. Construction Award August 2025
3. Plant No. 7 – Rehabilitation/Upgrade – under Design
4. Meter Replacement Program – In Progress

♦ 2025 Achievements:

Engineering Services: As of July 2025, the following construction-related projects and activities have been completed. In addition, the achievements below also include a number of projects previously listed above for which the design is completed and are either awaiting construction or are under active construction.

Construction Completed:

1. Synthetic Turf Field at Vets Park
2. Veterans Park Synthetic Turf Field
3. Crab Meadow Beach Playground Replacement
4. LIRR Parking Garage – Emergency Shoring
5. Elevator Lift - Records Center Town Hall
6. Gold Star Beach Parking Lot

Construction in Progress:

1. Halesite Marina Bulkhead Project
2. LIRR Parking Garages Repair & Waterproofing
3. Chase Bank Parking Lot
4. Broadway-Greenlawn Streetscaping
5. West Neck Beach Entry Roadway Reconstruction
6. Cold Spring Harbor Streetscape Improvements
7. Otsego Park Sports Lighting
8. Village Green New Electrical Service/Transformer

Design Completed/Awaiting Construction:

1. Woodbine Marina Bulkhead Replacement
2. Village Green/Flanagan Center Roof Replacement - Phase 3
3. Village Green/Flanagan Senior Center Glass Roof Rehabilitation
4. Broadway Greenlawn Road Traffic Calming
5. Columbia Street Playground, Basketball, ADA Parking
6. Sports Lights at Veterans Park
7. Crippen House Dismantling
8. Madison Street Sidewalks

Building and Housing Division: In collaboration with the Town's Information Technologies (IT) Department, the Building & Housing Division completed the automation of the building permit process, allowing residents, engineers, architects, expeditors, and others seeking permits to submit their applications entirely online. The key project goals which have been met include:

- Measurable improvement in the turnaround time associated with applications, permits, and certificate of occupancy processing.



Engineering Services

Michael Vogeli, Deputy Director

- Improvement in the transparency of the permit processing, both internally for staff and externally for residents and contractors.
- Improvement in the process from the applicant's perspective through the implementation of online, paperless submittals.

Town staff and the public are now able to track the status of permit applications from a personal computer. We have also installed Kiosks with computers for permit tracking in the corridor outside the Building Department for use by residents and the public who may need assistance in this new online permitting process.

Fire Prevention Bureau: The Bureau of Fire Protection is on track to performing approximately 2500 commercial inspections in 2025, plus inspections for temporary permits related to tents, fireworks and similar structures/events. Changes during the past several years to the Town Fire Code have required the conduction of fire and life safety inspections once a year in all commercial structures rather than once every 36 months. While this change has led to an increase in workload, we have offset this by continuing to leverage technology to streamline the permit and inspection process and further our goals of transitioning to a paperless inspection system. In order to meet these challenges, we have expanded our use of ArcGIS and have also completed the phase-in of the Town's new OpenGov software, which allows for greater accessibility to project documents while in the field and also increases communication and sharing of data between Departments.

Dix Hills Water District: The District has established several Preventative Maintenance (PM) Programs that will continue to be implemented in 2025, which address the repair and/or replacement of the mechanical and electrical equipment at each plant site. These PM Programs ensure that our facilities remain in good operating condition and are available to supply water when needed. These programs extend the useful life of each facility. In addition, the District is moving ahead with the replacement of water meters with 'smart' meters, which will allow remote monitoring and provide better efficiency.

While the District has previously completed the installation of an emergency Granular Activated Carbon (GAC) system at Plant 7 to treat PFAS (per- and poly-fluoroalkyl substances) per State and Federal requirements, we are moving forward with the design and construction to upgrade Plant 7 to permanently address these contaminants. Plant 3 Rehabilitation was awarded and is nearing construction completion. In addition, the District continues to work with an engineering consultant to address 1,4 dioxane, which may need to be mitigated for Plants 5 and 8. The District also continues to install new chlorine /pH monitors throughout the district; and is in the process of installing new 'smart' water meters.

♦ 2026 Goals:

The Department's 2026 goals would include, but not be limited to, the following:

Engineering Division: To continue to provide engineering design, construction, and overall support to various Town Departments and their Capital Projects and ensure they are performed on time, within budget, and in accordance with approved Contract Documents. The Division will continue to assist other Town Departments with engineering support to address engineering concerns that arise during construction, post-construction, and maintenance activities, as required. The Division will also continue



Engineering Services

Michael Vogeli, Deputy Director

to provide conceptual and final design services, construction cost estimates, bid evaluation services, grant application assistance, and on-site construction inspection services.

Building and Housing Division: The ultimate goal of the Building and Housing Division is to improve and simplify the Certificate of Occupancy (CO) process from permit application through CO issuance. The Division, in coordination with the Department of Information Technology, has successfully transitioned to a 100% online permitting system [OpenGov.com], which has enabled us to abandon the “paper system” entirely. We anticipate continuing to expand the capabilities of this online system to enhance and improve its user-friendly characteristics, improve inspection-related aspects of the system, and allow for inter-departmental communications and coordination.

Fire Prevention: The Bureau of Fire Prevention will continue to use and expand the capabilities of the OpenGov system, which will allow for greater project document accessibility while in the field and also increase document sharing and communication with other Town departments, such as the Building Department, Code Enforcement, and the Town Attorney’s Office. This new system will also allow improved accessibility and issuance of all Notice of Violations to the public. This endeavor will continue our increase in productivity by reducing time and manpower spent in retrieving, processing, and closing out documents as well as furthering our environmental goals of transiting to paperless inspection system.

Dix Hills Water District: The Dix Hills Water District will continue to strive to provide safe water in the quantities needed to meet the peak hour demands at a reasonable cost. We will also continue to conduct over 10,000 laboratory tests annually to verify the water is safe. This effort will include testing for new unregulated contaminants as part of the EPA’s Safe Drinking Water Act.

The District goals include:

- Plant 3 – Construction Phase Closeout of this Plant Upgrade
- Plant 5 – Commence Construction in late 2025 to address 1,4 Dioxane and Perchlorate
- Plant 8 - Complete Design and Commence Construction to address 1,4 Dioxane and Perchlorate
- Plant 7 – Complete Design and Commence Construction to address PFOA
- Complete the District-wide Smart Meter Replacement Program.



Engineering Services

Michael Vogeli, Deputy Director

	Fund/ Division	2024 Actual	2025 Modified Budget	2025 Projected	2026 Budget
<u>Expenses</u>					
Town Engineer	A1440	\$ 1,097,183	\$ 1,548,284	\$ 1,633,134	\$ 1,314,409
Building Department	B1620	2,150,284	2,439,152	2,439,152	2,476,138
Fire Prevention-Safety Inspection	B3620	580,431	714,110	714,110	748,830
Dix Hills Water District	SW18321	4,028,087	4,524,823	4,599,823	4,438,054
Water Quality Surcharge	SW18330	305,241	500,000	500,000	600,000
Total Expenses		\$ 8,161,226	\$ 9,726,369	\$ 9,886,219	\$ 9,577,431
<u>Revenues</u>					
Fire Inspection Fees	B1540	664,561	625,000	625,000	625,000
Building Department	B1560	5,332,015	5,500,000	5,000,000	5,500,000
Metered Water Sales	SW12140	2,404,365	2,952,800	2,500,800	3,352,800
Water Service Charges	SW12144	760,260	1,000,000	900,000	1,000,000
Other Permits - Town Eng	SW12590	-	-	300	-
Total Revenues		\$ 9,161,201	\$ 10,077,800	\$ 9,026,100	\$ 10,477,800
Net Department Costs		\$ (999,975)	\$ (351,431)	\$ 860,119	\$ (900,369)

Authorized Positions	Fund/ Division	2024 Actual	2025	2025 Actual	2026 Budget
			Modified Budget		
Town Engineer	A1440	9	11	7	9
Building Department	B1620	23	25	23	25
Fire Prevention-Safety Inspection	B3620	6	6	6	6
Dix Hills Water District	SW18321	13	14	14	14
Department Total		51	56	50	54



Engineering Services

Michael Vogeli, Deputy Director

	2024	2025	2025	2026
	Actual	Modified Budget	Projected	Budget
Expenses				
Salary and Wages	\$ 4,917,704	\$ 5,539,346	\$ 5,699,196	\$ 5,594,838
Employee Benefits and Taxes	378,300	428,778	428,778	428,005
Contractual Costs, Materials & Supplies	2,363,411	3,140,729	3,141,479	3,184,250
Fixed Assets	501,811	617,516	616,766	370,338
Total Expenses	\$ 8,161,226	\$ 9,726,369	\$ 9,886,219	\$ 9,577,431
Revenues				
Departmental Income	\$ 9,161,201	\$10,077,800	\$ 9,025,800	\$10,477,800
Licenses and Permits	-	-	300	-
Total Revenues	\$ 9,161,201	\$10,077,800	\$ 9,026,100	\$10,477,800
Net Cost	\$ (999,975)	\$ (351,431)	\$ 860,119	\$ (900,369)
Net Cost by Fund				
General Fund	\$ 1,097,183	\$ 1,548,284	\$ 1,633,134	\$ 1,314,409
Part Town	(3,265,861)	(2,971,738)	(2,471,738)	(2,900,032)
Dix Hills Water	1,168,703	1,072,023	1,698,723	685,254
Total Net Cost	\$ (999,975)	\$ (351,431)	\$ 860,119	\$ (900,369)



Environmental Waste Management

John Clark, Director

◆ Departmental Mission:

To develop and implement programs and policies designed to protect and enhance the environment within the Town of Huntington as it relates to solid and liquid wastes and recycling. To develop policy and draft Town legislation pertaining to matters that protect or improve the quality of the environment or natural resources of the Town by providing programs that deal with solid and liquid waste and its effective treatment or disposal. To develop and implement public education programs on proper disposal of solid and liquid waste. Explore and create new programs in recycling, waste reduction or removal and wastewater treatment programs. Implement new State and Federal mandates as they relate to Town programs and facilities. These departmental goals further the Town's strategic goals of implementing energy-efficient programs, providing education to residents, and furthering the Town's mission of fostering a sustainable Huntington.

◆ Legal Authority:

Chapter 68 of Town Code, March 3, 1998.

◆ Operating Environment:

The **Waste Management Administrative Division** of Environmental Waste Management oversees all programs that deal with solid and liquid waste management within the Town. This includes daily interaction of management with various divisions under Environmental Waste Management, advisory committees, special interest groups, government agencies, and any other groups that fall under the purview of this department. To some degree, external issues such as State and Federal mandates affect departmental programs, grant monies, funding sources, and public support for projects.

The **Resource Recovery Facility** operates in full compliance with all applicable New York State and Federal Regulations for solid waste disposal. The available waste stream is subject to seasonal and economic fluctuations; however, sufficient waste is obtained from non-town sources as needed to maintain full capacity operation.

The **Consolidated Refuse District** provides sanitation, recycling, and yard-waste collection through both municipal employees and private contractors to the residents of the Town's hamlets.

Monitoring of the closed and capped **East Northport Landfill's** methane gas and groundwater is mandated as part of the Record of Decision issued by New York State and is conducted, in full compliance with this decision, on a periodic basis by outside firms managed by Department staff. The integrity of the landfill cap and the gas control system are also periodically inspected and maintained in good operating condition.

Increased awareness of the Town's recycling efforts, coupled with ever-expanding programs, has greatly increased the volume of residential traffic at the **Ernesto Modesto Chea Recycling Center**.

The **Smithtown Cell 6 Facility** still accepts construction and demolition materials from residents of both Smithtown and Huntington and transfers the waste to another facility. The Town of Smithtown manages the facility, but Department staff reconciles the operating expenses as per an inter-municipal agreement.

The **Huntington Sewer District** operates a state-permitted facility capable of processing 2.6 million gallons per day of sewage from the over 3,400 parcels located within the district.



Environmental Waste Management

John Clark, Director

The **Centerport Sewer District**, through an inter-municipal agreement with the Village of Northport, processes the sewage generated within the district at the Northport Sewage Treatment Plant. The Town maintains the sewer lines and pump stations used to convey the sewage to the Village and compensates the Village based on the annual flows.

The **Waste Water Disposal District** continues to receive significant quantities of scavenger waste at the Scavenger Waste Facility (SWF), where Town-licensed liquid waste haulers dispose of sewage extracted from cesspools and septic systems.

♦ Workload Indicators:

The workload in the Environmental Waste Management Department is a function of the following factors:

- Daily operation and oversight of the **Reworld Huntington Resource Recovery Facility**, which includes monitoring capacity to maintain fuel inventory. In 2024, 339,533 tons of solid waste were processed at the facility. We estimate this level will be maintained in 2025. The processing of the waste generated 222,327 MWh of electricity, of which 26,550 MWh were used to run the plant and 195,777 MWh were exported from the facility to the local electric grid under a power purchase agreement with LIPA.
- The **Consolidated Refuse District** consists of approximately 59,000 residential parcels that receive two refuse collections per week, fifty-two dual stream recycling collections, and thirty-two-yard waste collections per year. The district also contains over 800 commercial parcels in the Business Improvement Districts (BID) that receive six collections per week by municipal employees. In 2024, 101,636 tons of solid waste, 6,222 tons of yard waste, 5,587 tons of paper recyclables, and 4,271 tons of commingled bottles, cans, and plastics were collected and processed from Refuse District parcels.
- Maintenance and repair of methane control and monitoring systems and removal of control system condensation at the **East Northport Landfill** have been successfully continued. No reportable amount of methane has been documented at any of the perimeter wells, indicating the systems are working properly. There has been no reportable methane detected in over ten years. Methane monitoring is done on a quarterly basis.
- The **Ernesto Modesto Chea Recycling Center's** drop-off recycling and household hazardous materials disposal programs continue to be successful. In 2024, approximately 493 tons of discrete recyclables, 124 tons of electronic waste, 142 tons of scrap metal, 4 tons of scrapped propane tanks, 11 tons of used textiles, 18,168 gallons of miscellaneous household hazardous waste liquids, and 35,064 lbs. of miscellaneous household hazardous waste solids were collected and processed through the facility.
- The **Huntington Sewer District** treated an average of 1,994,000 gallons per day of sanitary sewage in 2024. The treatment plant is permitted to process 2,600,000 gallons per day and remains capable of supporting limited commercial and residential growth within the district.
- The **Centerport Sewer District** generated an average of 17,185 gallons per day (GPD) of sanitary sewage in 2024. The IMA with the Village of Northport permits Centerport Sewer to pump up to 56,000 GPD to the Northport Sewage Treatment Plant for processing.
- The **Wastewater Disposal Division** received and processed 14,363,720 gallons of scavenger waste in 2024, with a volume of 13.2 million gallons estimated for 2025. The facility is capable of



Environmental Waste Management

John Clark, Director

processing more than 25,000,000 gallons annually and, therefore, has been designed to support continued growth.

◆ 2025 Achievements:

The Department's 2025 significant achievements include the following:

- **Huntington Sewer District (HSD)** projects that will be completed in 2025:
 - Rehabilitation of Sludge Thickening Tank. The tank receives sludge from the primary clarifiers and the scavenger waste pre-treatment facility. Originally installed in 1985, the mechanical components (gearbox, shaft, and scraper) required replacement. Parts were ordered based on specifications supplied by District consultants and the shaft and scraper required custom fabrication. Installation was completed on June 6, 2025.
 - Rehabilitation of Primary Clarifier #5. There are five primary clarifier tanks that use sedimentation to settle solids out of wastewater. After thirty-four years of service, the Department began to rehabilitate the units one by one in 2021. To date, units 1, 2, 3, and 4 have been completed. Parts to rebuild Primary Clarifier #5 have been received and the rebuild is estimated to be completed in Q3 of 2025.
 - Sludge Dewatering Press. During the past year it was observed that the operational capacity of the sludge press had decreased consistently. Maintenance work was required which included a replacement of the gearbox, a fabricated connection to the gear box, power washing, and the installation of a replacement seal. The overhaul was completed in February 2025, and sludge cake percentages are now consistently in the mid-20% range.
 - Manhole Cover Replacement: To protect the HSD from illegal dumping of scavenger waste and grease entering the system through unsecured manholes located in isolated areas, we began to install locking manhole covers in key locations. Scavenger waste contains grease and other chemicals that can harm the biological processes at the STP. These substances can also cause blockages at pump stations and further downstream in our collection system mains. Four (4) locking manhole covers were purchased and installed in April, 2025. We have plans to install more locking covers in 2026 in an effort to further secure susceptible points of entry in the collection system.
 - Manhole Vault Rehabilitation: This is an ongoing project to repair and replace deteriorating and damaged manholes. It also increases STP capacity by reducing the inflow of storm water. The deterioration of sewer manhole covers is a traffic and safety hazard and a source of storm water infiltration into the sewer system. Certain manholes have "vaults" underneath them and some of these vaults require extensive rebuilds due to crumbling masonry in the vault walls. This annual project identifies the most problematic manholes which are subsequently repaired.



Environmental Waste Management

John Clark, Director

- Manhole Flow Meter Monitoring for Inflow and Infiltration (I & I) The Department of EWM conducted a Sanitary Sewer Evaluation program by installing flow meters on select manhole covers. The purpose of this study is to determine locations where excess rainwater and groundwater (referred to as I & I -inflow and infiltration) may be entering the sewer pipes and manholes. Once areas of inflow are identified, we determine whether the infiltration of stormwater is coming from a breach in the sewer mains or possibly illegal connections of storm drains and sump pumps. If necessary, a smoke test can be conducted to determine the source of the illegal connections from residential and commercial buildings. The last study was completed in May 2025, and will now be performed annually.
- Remediation of Centerport Pump Stations: Pump stations move wastewater from a lower elevation to the main sewer line which flows with gravity to the Wastewater Treatment Facility Our pump stations are inspected and evaluated annually by our contracted engineers. In 2025 we repaired numerous deficiencies including the repair of a back-flow preventer, repairs inside the wet well, installation of a new fuel tank gauge, painting and lighting improvements, and electrical panel upgrades. Repairs to the wood retaining wall along the north and north-east side of Pump Station No.1 will commence in Q4 of 2025.
- Security Upgrades: Due to the sensitive nature of the Huntington Sewage Treatment Plant (HSTP) and the inherent risk due to acts of terrorism, the equipment housed in the Sequencing Batch Reactor (SBR) control room will be protected with enhanced security upgrades. These upgrades include an indoor and exterior dome camera and the installation of door locks with access control. The building housing the motor controls will also have enhanced controls installed. Additionally, Centerport Pump Station No. 1, Centerport Pump Station No. 2 and the East 5th Street Pump Station will have surveillance cameras installed in Q4 of 2025.
- Replace HSTP Generator #1: The existing 40-year-old 664 kW Caterpillar generator controls the front half of the plant and is critical to ensure uninterrupted service at the STP. Because of its age, parts are more difficult to obtain and reliability of the unit is a concern. The floor elevation in the room housing the existing generator is located below the flood elevation so the generator is subject to flooding concerns. As part of the program to improve resiliency, the new generator will be relocated to a sound attenuating enclosure in an area south of the existing location.
- Collection System Rehabilitation: The collection system for the Huntington Sewer District encompasses 35 miles of sewer lines where generally sewage flows to the plant by means of gravity. Interrogation of the collection system was conducted via telescopic review programs in 1975, 2000, 2004 and 2008. In 2021, we increased our attention to the collection system remediation program and we began an annual initiative to clean and televise approximately 3 miles of sewer lines. Based on the results of the interrogative work, we subsequently repair deficiencies in the system. In most cases, remediation results in spot liners being inserted into the breached sewer mains in addition to spot-grouting. In rarer cases, excavation and replacement of breached mains is undertaken.



Environmental Waste Management

John Clark, Director

♦ 2026 Goals:

The Department's 2026 goals include the following:

- **Waste Management Administration's** goal is to process constituent service requests as they relate to solid waste collection, recycling, and yard waste. Request types vary from specialized curbside collection of televisions, appliances, and oversized bulk items to reported violations of the Town Code relating to solid waste disposal to reported service requirement violations by the private carters. Service requests are documented by type in the Q-Alert Service Request Management System.
- The **Wastewater Disposal District's** goal is to receive and process liquid waste and septage from Town-licensed liquid waste haulers at the Scavenger Waste Facility. The annual operating budget for this Special District is based entirely on revenues generated by the tipping fees liquid waste haulers pay to the Town for use of the Scavenger Waste Facility.
- The **Consolidated Refuse District and Recycling Center's** goals continue to provide services to aid and promote recycling within the community. Efforts are directed at attaining target recycling levels outlined in the Town's Solid Waste Management Plan. In 2026, the Department will continue to implement recycling collection strategies that maximize revenues for the sale of recycled paper and cardboard and minimize the economic impact of the depressed recycling markets for glass, metal, and plastics recyclables while still preserving the Town's commitment to the environment.

♦ Performance Measures :

Service Requests processed by Dept. of EWM:

Year	Completed Requests	Top Five Request Types In Descending Order
2020	2,384	Recycling Missed P/U; Trash Missed P/U; TV Recycling P/U; Report Garbage Violations; Appliance P/U
2021	1,839	TV Recycling P/U; Appliance P/U; Trash Missed P/U; Report Garbage Violations; Recycling Missed P/U
2022	1,434	Appliance Recycling Schedule P/U; TV Recycling Schedule P/U; Yard waste Missed P/U; Trash Missed P/U; Report Garbage Violations
2023	2,165	Trash/Bulk NTC Issued, Unlicensed Container/No Permit NTC Issued, TV Recycling: Schedule a Pickup, Trash-Missed Pickup, Report Garbage Violations.
2024	2,155	Scheduled pickups for appliances, Scheduled pickups for TV's, Missed pickups for trash, yard waste and recycling, Unlicensed containers.
2025 est.	2,300	



Environmental Waste Management

John Clark, Director

Scavenger Waste Processed:

Year	Gallons/Year
2020	18,064,050
2021	16,786,000
2022	14,429,020
2023	14,150,000
2024	14,363,720
2025 <i>est.</i>	13,200,000

Recycling and Yardwaste Diversion:

The Town is attempting to maximize the tonnage of materials diverted from the solid waste stream each year through recycling and yard waste diversion to accomplish the waste reduction goals defined in the Town's Solid Waste Management Plan.

Year	Tons/Year
2020	23,441
2021	20,322
2022	19,356
2023	18,917
2024	18,767
2025 <i>est.</i>	19,000



Environmental Waste Management

John Clark, Director

	Fund/ Division	2024 Actual	2025 Modified Budget	2025 Projected	2026 Budget
<u>Expenses</u>					
Landfill-Smithtown Cell 6	A8164	\$ 369,991	\$ 321,300	\$ 321,300	\$ 321,300
ENL Post Closure Maintenance	A8166	74,956	114,550	114,550	100,106
Resource Recovery	A8170	29,163,628	29,959,366	29,964,366	29,961,133
Solid Waste Recycling	A8565	755,819	908,893	903,893	836,735
Waste Management Administration	A8793	373,109	429,458	429,488	376,456
Consolidated Refuse District	SR8158	21,279,202	22,219,583	22,219,583	22,296,230
Huntington Sewer District	SS18131	2,802,215	3,136,765	3,136,465	3,287,029
Centerport Sewer District	SS28132	62,711	172,887	167,887	161,568
Waste Water Disposal	SS38133	846,451	1,060,307	1,060,307	1,063,498
Total Expenses		\$ 55,728,082	\$ 58,323,109	\$ 58,317,839	\$ 58,404,055
<u>Revenues</u>					
Refuse & Garbage Charges	A2130	\$ 8,107,326	\$ 7,935,000	\$ 7,935,000	\$ 7,935,000
Town of Smithtown RRP	A2131	10,804,685	11,062,500	10,062,500	11,062,500
Refuse District Tipping Fees	A2132	8,128,497	8,640,000	8,000,000	8,640,000
Resource Recovery Penalty Fee	A2135	-	10,000	-	10,000
Refuse & Garbage, Other Govern	A2376	77,584	80,000	75,000	80,000
Sale of Scrap & Excess Materials	A2650	32,638	35,000	19,000	35,000
Sales of Recycled Materials	A2651	2,615	1,246	7,200	1,246
Sale of Compost	A2653	12,268	8,000	8,058	8,000
State Aid Household HazMat	A3905	47,571	47,000	47,820	47,000
Refuse & Garbage Charges	SR2130	6,270	6,000	6,000	6,000
Refuse & Garbage, Other Govern	SR2376	8,620	14,250	14,250	14,250
Sales of Recycled Materials	SR2651	324,998	350,000	350,000	350,000
State Aid, Other	SR3089	129,810	60,018	60,018	60,018
Sewer Charges	SS12122	304,219	300,000	300,000	497,000
Refuse & Garbage Charges	SS32130	1,260,847	1,500,000	1,300,000	1,500,000
Total Revenues		\$ 29,247,948	\$ 30,049,014	\$ 28,184,846	\$ 30,246,014
Net Department Costs		\$ 26,480,134	\$ 28,274,095	\$ 30,132,993	\$ 28,158,041



Environmental Waste Management

John Clark, Director

Authorized Positions	Fund/ Division	2025			
		2024 Actual	Modified Budget	2025 Actual	2026 Budget
Resource Recovery	A8170	3	3	3	3
Solid Waste Recycling	A8565	6	7	7	7
Waste Management Administration	A8793	4	4	2	4
Consolidated Refuse District	SR8158	45	46	46	46
Huntington Sewer District	SS18131	15	16	16	16
Waste Water Disposal	SS38133	3	3	2	2
Department Total		76	79	76	78

	2025			
	2024 Actual	Modified Budget	2025 Projected	2026 Budget
Expenses				
Salary and Wages	\$ 7,657,731	\$ 7,927,584	\$ 7,923,814	\$ 7,842,428
Employee Benefit and Taxes	589,197	626,418	626,418	599,944
Contractual Costs, Materials & Supplies	47,418,134	49,712,184	49,710,684	49,855,183
Fixed Assets	63,020	56,923	56,923	106,500
Total Expenses	\$ 55,728,082	\$ 58,323,109	\$ 58,317,839	\$ 58,404,055

Revenues				
Departmental Income	\$ 28,611,843	\$ 29,443,500	\$ 27,603,500	\$ 29,640,500
Intergovernmental Charge	86,204	94,250	89,250	94,250
Fines and Forfeitures	-	10,000	-	10,000
Sale of Property/Compensation for Loss	372,520	394,246	384,258	394,246
State Aid	177,381	107,018	107,838	107,018
Total Revenues	\$ 29,247,948	\$ 30,049,014	\$ 28,184,846	\$ 30,246,014
Net Costs	\$ 26,480,134	\$ 28,274,095	\$ 30,132,993	\$ 28,158,041

Net Cost by Fund				
General Fund	\$ 3,524,320	\$ 3,914,821	\$ 5,579,019	\$ 3,776,984
Consolidated Refuse	20,809,503	21,789,315	21,789,315	21,865,962
Huntington Sewer District	2,497,996	2,836,765	2,836,465	2,790,029
Centerport Sewer District	62,711	172,887	167,887	161,568
Waste Water Disposal	(414,396)	(439,693)	(239,693)	(436,502)
Total Net Cost	\$ 26,480,134	\$ 28,274,095	\$ 30,132,993	\$ 28,158,041



General Services

William Musto, Director

◆ Departmental Mission:

The Department of General Services is a multi-functional department whose mission is to provide maintenance services for all Town-owned properties, facilities, vehicles, and equipment.

◆ Legal Authority:

The Department of General Services was established by Town Board Resolution on September 14, 1982 (Chapter 32 of the Town Code, Local Law Number 10-1982). On August 11, 1992, and March 9, 1993, Chapter 32 of the Town Code was amended, adding the division of Parks Maintenance. On June 6, 2000, Chapter 32 of the Town Code was once again amended to include the maintenance of all Town Parks, including the Dix Hills Park Facility and Crab Meadow Golf Course, as part of General Services. On May 6, 2014, Chapter 32 of the Town Code was again amended to include 2 Deputy Directors and 7 Divisions. On March 14, 2023, Chapter 32 of the Town Code was once again amended to include the maintenance of Town marinas, beaches, pump-out facilities, waterfront parks, docks, and ramps.

◆ Operating Environment:

The **Building Maintenance Division** administers, supervises, and implements the construction, maintenance, and repair of all town buildings and structures. This work includes skilled professionals in the following trades: electrical, plumbing, carpentry, masonry, painting, and general maintenance.

The **Off-Street Parking Maintenance Division** administers, supervises, and implements the maintenance, repair, and construction of all municipal and commuter parking fields and garages. This includes the paved surfaces, drainage structures, associated landscaping, litter and trash removal, line striping, and snow and ice control. In addition, this section maintains memorial areas throughout the town, organic garden areas, numerous historic cemeteries, and many other town facilities.

The **Vehicle Operations and Maintenance Division** administers, supervises, and implements the maintenance, repairs, purchase, and leasing of all town vehicles, except Highway, HART, and Waste Management. In addition, they manage and control the town fuel management system and tow abandoned and derelict vehicles as directed by Public Safety.

The **Parks, Grounds, and Waterfront Maintenance Division** manages and implements the landscaping and ground maintenance of all parcels owned or leased by the Town, including parks, cemeteries, gardens, Town marinas, beaches, pump-out facilities, waterfront parks, docks, ramps, and other Town facilities.

The **Dix Hills Park Maintenance Division** administers, supervises, and implements general and technical services regarding the maintenance and operation of the Dix Hills Pool, the Ice Rinks, and the other recreational facilities on the property.



General Services

William Musto, Director

The **Golf Course Maintenance Division** administers, supervises, and implements the construction, maintenance, and repair of the Crab Meadow and Dix Hills Golf Courses.

The **Inter-Departmental Services Division** administers, manages, and implements the acquisition and distribution of office supplies and equipment, inter-office mail, regular mail, and packages. In addition, it runs the print shop and handles custodial services at Town Hall and the Flanagan Center.

◆ Workload Indicators:

General Services ever-increasing duties and responsibilities create a challenging work environment that requires the entire team to work in harmony to achieve the necessary results. All divisions strive to conserve resources & streamline workflow procedures with the goal of improving services while reducing costs.

◆ 2026 Goals:

- Continue in-house sports court renovations
- Continue fleet upgrades
- Pave beach parking lots
- Improve beach comfort stations
- Continue expansion of the security camera network
- Expand EV Charging Station Network
- Continue energy-efficient upgrades
- Expand tree maintenance & safety initiative in parks & facilities
- Improve Services while Reducing Costs

◆ Performance Measures:

We will continue to utilize the Q-Alert work order system to monitor and track the thousands of requests for service we receive, with the goal of faster response and resolution and fewer callbacks.



General Services

William Musto, Director

		2025			
	Fund/ Division	2024 Actual	Modified Budget	2025 Projected	2026 Budget
Expenses					
General Services Administration	A1490	\$ 570,269	\$ 751,900	\$ 751,900	\$ 642,059
Buildings and Grounds	A1621	10,237,068	10,968,729	11,480,729	11,326,103
Vehicle Maintenance	A1625	1,148,708	1,219,433	1,254,433	1,177,824
Central Supply & Mailroom	A1660	414,744	429,115	429,215	437,524
Copy Center	A1670	271,159	325,097	325,497	326,922
Dix Hills Park Maintenance	A7116	2,100,823	2,160,615	2,160,615	2,143,204
Beach Maintenance	A7181	356,211	383,169	383,169	396,227
Marinas & Docks	A7182	309,659	333,645	333,662	340,983
Golf Course Maintenance	A7183	1,571,783	1,681,634	1,721,982	1,646,085
Organic Garden	A8560	11,419	6,900	6,900	7,380
Total Expenses		\$16,991,843	\$18,260,237	\$18,848,102	\$18,444,311

Revenues

Unpaid Property Clean up	A1032	\$ 57,620	\$ 80,000	\$ 30,000	\$ 80,000
Organic Garden Rental	A2411	11,925	11,000	11,470	11,500
Federal Aid-FEMA	A4785	-	-	11	-
Total Revenues		\$ 69,545	\$ 91,000	\$ 41,481	\$ 91,500

Net Department Costs		\$16,922,298	\$18,169,237	\$18,806,621	\$18,352,811
-----------------------------	--	---------------------	---------------------	---------------------	---------------------

		2025			
	Fund/ Division	2024 Actual	Modified Budget	2025 Actual	2026 Budget
Authorized Positions					
General Services Administration	A1490	6	6	6	6
Buildings and Grounds	A1621	75	78	78	79
Vehicle Maintenance	A1625	6	7	6	6
Central Supply & Mailroom	A1660	3	3	3	3
Central Printing	A1670	1	1	1	1
Dix Hills Park Maintenance	A7116	9	9	8	9
Beaches Maintenance	A7181	3	3	3	3
Golf Course Maintenance	A7183	9	9	8	9
Department Total		112	116	113	116



General Services

William Musto, Director

	2024	2025	2025	2026
	Actual	Modified Budget	Projected	Budget
Expenses				
Salary and Wages	\$ 11,022,220	\$ 11,444,538	\$ 12,034,903	\$ 11,713,852
Employee Benefits and Taxes	848,330	873,362	873,362	896,109
Contractual Costs, Materials & Supplies	4,765,823	5,369,817	5,364,817	5,451,350
Fixed Assets	204,481	377,520	380,020	188,000
Capital Outlay	150,989	195,000	195,000	195,000
Total Expenses	\$ 16,991,843	\$ 18,260,237	\$ 18,848,102	\$ 18,444,311
Revenues				
Real Property Tax	\$ 57,620	\$ 80,000	\$ 30,000	\$ 80,000
Departmental Income	11,925	11,000	11,470	11,500
Federal Aid	-	-	11	-
Total Revenues	\$ 69,545	\$ 91,000	\$ 41,481	\$ 91,500
Net Cost	\$ 16,922,298	\$ 18,169,237	\$ 18,806,621	\$ 18,352,811
Net Cost by Fund				
General Fund	\$ 16,922,298	\$ 18,169,237	\$ 18,806,621	\$ 18,352,811
Total Net Cost	\$ 16,922,298	\$ 18,169,237	\$ 18,806,621	\$ 18,352,811



Highway Department

Andre Sorrentino, Superintendent of Highways

◆ Departmental Mission:

The Highway Department is responsible for the maintenance and repair of approximately 800 miles of streets, roads, and right-of-ways in the Town of Huntington. It is also responsible for the maintenance of all existing drainage systems, which include 480 recharge basins, overflow pools, 25,000 catch basins, 500 miles of drainage pipe, 116,000 town trees, road striping, and road signs. These responsibilities are a 24-hour, seven-day-a-week obligation.

The Superintendent of Highways has instituted his proactive policy as the fundamental mission of the Highway Department. We will provide the residents of the Town of Huntington and the motoring public with safe and well-maintained streets and roads. It is through sound and prudent financial administration that the Highway Office has been able to deliver these services at a time when fiscal resources have proven limited.

◆ Legal Authority:

The operation of the Highway Office is mandated by New York State Highway Law, Section 140, as enacted by the Senate and the Assembly of the State of New York.

◆ Operating Environment:

There are a variety of influences at work on roads and drainage systems throughout their service life. There is the normal wear and tear associated with usage. Environmental factors such as snow, ice, rain, and dramatic fluctuations in temperature take a toll on existing systems. The climate on Long Island is a prime example of a freeze-thaw cycle. This cycle is particularly damaging to roads in that the freezing and thawing have proven to weaken sub-grades and bring about a more rapid deterioration of pavement. The environmental factors, coupled with an aging system of roads, have created a scenario where the effective administration of resources is essential in order to maintain the present level of services. The nature of the work performed by the Highway Department is labor intensive. In order to effectively implement the existing pavement management, tree management, and drainage management systems, it is necessary to maintain existing staffing levels. In addition to planned improvements, a major responsibility of this department is to respond to requests from residents, Town departments, Village, County, State, and Federal officials.

The Highway Department provides the following town-wide services:

Safety of Residents & Public: Examples of steps the Highway Office takes for safety purposes include:

- Installation of guide rails in accident-prone road locations.
- Road Signs – larger and more reflective, keeping them visible and improving sight distance at intersections.
- Implement a Road striping program.
- Tree Division for Tree Removal, Planting, and Maintenance.
- Improve Snow Plowing and Ice Control methods.
- Drainage Construction and Control.
- Pothole repair.
- Sweeping of Roads.



Highway Department

Andre Sorrentino, Superintendent of Highways

- Road Rehabilitation Program.
- Issuing Permits for Parades, Block Parties, and Construction.

The Comprehensive Pavement Evaluation Program: Employees of the Highway Department, consisting of the engineering staff and road supervisors, are trained in the Cornell College Road Evaluation Matrix System. In conjunction with that program, we are now working with National Grid Gas Systems, PSEGLI, and your local Water Authority. This allows us to coordinate repaving roads upon completion of the installation of new gas lines and water mains. This process allows us to objectively evaluate over 800 miles of roads within the Town of Huntington on an annual basis. The evaluations are generally conducted in the spring, prior to the commencement of our road rehabilitation program and ensures that all residents receive fair and equitable treatment with regards to road maintenance and rehabilitation. The last few winters have brought historically low temperatures over prolonged periods which accelerate the deterioration of roadways. Proper rehabilitation increases the longevity and useful life of the pavement and improves the safety and ride-ability of Town roads. The Highway Department personnel perform as much routine maintenance and rehabilitation that staffing and equipment limitations allow, while roads requiring extensive rehabilitation are paved by a contractor so that realizes savings based on economy of scale. The increasing cost of asphalt and construction prices puts a greater demand on the Town's paving budget.

Drainage Management: Drainage management involves two phases: The first involves maintenance and improvements to address flooding issues, the second involves the reduction of runoff within watersheds that discharge to Huntington's surface waters. The Highway Department is currently proceeding with a catch basin cleaning project using both Town-owned and Town awarded contractor's clamshells with a mapped area schedule starting on the South end of the Town, moving north. In addition to the clamshells, the Highway Department has been utilizing our Vac-Con to clear locations that the clamshells are unable to reach.

The Town of Huntington Highway Department has made storm drainage issues a top priority. Prior to 2022, due to the need for additional drainage, the Highway Department had to allocate manpower to pump flood water from numerous areas that were threatening homes. The Town of Huntington Highway Department has installed/increased over 200 drainage improvements, and as a result, the Highway Department has considerably reduced some of the major areas that required pumping.

The Highway Department utilizes State, City, and Town contracts for a camera system that allows Drainage crews to view drainage structures for pipe blockages. Additional contractors can install new drainage, and the Highway Department is employing additional equipment to clean clogged pipes and silt-filled catch basins.

Tree Management: There are over 116,000 trees in our database that are on Town-right-of-ways. The Highway Department is responsible for the maintenance, removal, and trimming of these trees. The work performed is done both by Town personnel and private contractors. The work involves tree removal, trimming, and replanting. The tree department has been reorganized to allow for more efficient and timely removal of dangerous trees. The Town of Huntington Highway Department performs over 500 tree evaluations per year to ensure the health and safety of our Town trees.



Highway Department

Andre Sorrentino, Superintendent of Highways

The Highway Department has been utilizing their certified ISA arborists to evaluate Town trees generated by constituent concerns as well as standard tree observations. Arborists will make an official determination of the health of each tree, diagnosing remedies such as pruning, elevating, or eventual removal upon signs of decline for the safety of the area and surrounding residents. This tree program focuses on only removing trees that become a danger, and preserving the life of all other trees with preventative maintenance.

Asphalt Repair: Pavement maintenance is crucial to preserving the longevity of our Town roadways. Due to normal wear and tear such as weather and traffic, asphalt roads will begin to deteriorate after approximately ten years after it has been paved.

The Town's contractor mills and paves Town roads. Historically, the Highway Department receives funding to pave an average of 25 miles of road or less per year. A road retains 90% of its structural integrity for the first ten years and, thereafter, deteriorates to a point of almost total despair after 20 years. Highway Superintendent Andre Sorrentino has been meeting with community leaders, civic associations, and residents to discuss the need to increase funding for paving.

The Highway Department receives between 1,500 and 2,000 pothole Service Requests per year. The Highway Department has recently been implementing the most effective pothole filling techniques, resulting in longer lasting pothole patches. The Highway Department continues to fill potholes as quickly and efficiently as possible, using the Town of Huntington GIS System to organize crews in scheduling this work in focused areas with our newly purchased hot boxes. Our goal is to be able to repair potholes within 24-48 hours.

Upon resident requests and foremen observations, asphalt restorations such as roadway regrade and asphalt berm installations are necessary to alleviate drainage issues and make roadways safer. In addition, to pothole repair, asphalt berm installations, and regrades, the Town of Huntington Highway Department has built an in-house paving crew for areas in need of asphalt restoration that are small enough for our equipment to handle. This is ideal on streets we cannot entirely pave, but can alleviate major asphalt deteriorations in localized portions of the roadway.

Sign Shop: This department is responsible for street signs and pavement markings. Street signs that have been damaged or faded are replaced by the Highway Sign Shop. This is especially important in instances where STOP signs or other traffic safety signs are in need of replacement.

The Highway Department Sign Shop has successfully re-striped many roads within the Town that have faded with time and normal traffic wear and tear. Other areas, such as crosswalks and stop bars, have also been repainted. This work is done both in-house with the Sign Shop's new line striping machine and contracted out to awarded vendors for epoxy-based work.

Vehicle Maintenance Shop: This department is responsible for the maintenance and repair of all Highway vehicles, trucks, and machinery. The Highway Department has recently secured additional funding for the Mechanic Shop to restore many of the older equipment. The Highway Mechanic Shop is continuing to consolidate and organize the increasing inventory and equipment. The Shop has a way to safely store and clean our sanders to prevent rust and erosion, lengthening the lifespan of our equipment. The Highway Department has been using a purchased inspection machine that performs all gas and diesel



Highway Department

Andre Sorrentino, Superintendent of Highways

vehicle inspections on-site. By doing this, it reduces time that our trucks are out of service and gets them back to productivity in a much quicker manner. All of these aforementioned improvements have decreased the amount of downtime for the vehicles and cut costs that would otherwise go to outside vendors. Superintendent Sorrentino has secured additional funding for the rehabilitation and restoration of older vehicles.

Street Sweeping: The Highway Office has a sweeping maintenance program that encompasses approximately 800 miles of Town roads. This service enhances the aesthetic appearance of the roads and protects the effectiveness of the existing drainage system. Removing sand and debris from the roadway is an essential component of roadway maintenance. The greater volume of material on the roadways, coupled with the increasing age of the Town's roads, along with aged and decreased number of operational sweepers, has proven to make sweeping more difficult and time-consuming than previous years due to extreme snow. The Highway Department has a winter weather response effort in using primarily salt to pretreat roadways as opposed to a salt/sand mixture as used in previous years. In addition, to the positive effect it has for snow and ice control, the lack of use of sand on the roadways relieves a percentage of residual sand left on the streets, helping the street sweeping program complete our area maps more quickly. With the help of the Information Technology Department, the Highway Department has also created www.huntingtonny.gov/streetsweeping for residents to be able to track the street sweepers, see completed areas, areas currently being swept, and where they will be next.

Leaf Bag Distribution: The Highway Department distributes leaf bags to Town residents in order to facilitate the collection of leaves every fall. Keeping the leaves off the streets and out of the drainage system ensures the safety of the Town roads and the effectiveness of the drainage systems. The Highway has added tips on how to compost leaves and yard waste to assist in the recycling process.

♦ Workload Indicators:

Resident Requests: The Highway Department Operations Center, located at the Elwood Administrative Office, will annually receive approximately 20,000 calls, emails, walk-ins, and numerous Huntington-At-Your-Service requests. All of these procedures aid in the Highway department accurately and promptly addressing any residential concerns. Many of these calls will involve resident requests for paving, street sweeping, snow and ice control, tree and tree limb removals, asphalt berms, aprons, and permits for curb cuts, block parties, banners, parades, street signs, and striping.

Many of the functions performed by the Highway Department are contingent on the weather. The demands placed upon the resources of this department are directly related to the number, intensity, and severity of seasonal storms. In addition, roads and streets are dynamic structures greatly influenced by the workloads imposed on them by the size, weight, and volume of traffic, which in recent years has been increasing.

Through effective operational management, approximately 800 miles of roads are plowed and swept; 480 recharge basins, 25,000 catch basins, 2,000 leaching pools, as well as 500 miles of drainage pipe are maintained.



Highway Department

Andre Sorrentino, Superintendent of Highways

◆ 2025 Accomplishments:

The 2025 Accomplishments for the Highway Department include the following:

- Completed Phase III of the Highway Department's Equipment and Fleet Rehabilitation Program.
- Achieved a major drainage milestone with the successful revitalization of 150 recharge basins; since, launching the program in 2022.
- Expanded departmental capabilities through the acquisition of essential equipment, including a second Vachaul, a new roller, large-scale paving machine, tree truck, street sweepers, stump grinders, rubber track excavator, five F-250 pickup trucks, snow plows, and a sickle bar mower.
- Launched a town-wide sump pump evaluation and repair program to improve stormwater management and prevent flooding.
- Oversaw the installation of new fuel tanks at the Elwood facility, enhancing fueling efficiency and environmental safety.
- Paved a record number of roads through a combination of in-house crew and outside contractor crews, setting a new benchmark for the Department.

◆ 2026 Goals:

The 2026 Goals for the Highway Department include the following:

- Continue extending the service life of vehicles and machinery as well as Complete Phase IV, the final Phase of our Restoration program.
- Upgrade and modernize the Department's street sweeper fleet by purchasing multiple new sweepers to replace aging units.
- Construct a new 640-square-foot Command Center to serve as the central hub for emergency response operations and coordination during major events. This facility will also function as the Highway Department's primary conference and planning room, providing a dedicated space for meetings, briefings, and interdepartmental collaboration.
- Purchase two updated electronic message boards to enhance communication with the public by providing real-time notifications of road closures, detours, and other important traffic-related updates. These signs will improve public safety and transparency during highway operations and emergency events.
- Upgrade the Highway Department's permit system by implementing OpenGov, allowing residents to submit, track, and manage all permitting requests entirely online through a centralized digital portal. This modernization will streamline operations, improve transparency, and enhance the overall customer service experience for the public.
- Purchase new ride-on mowers to increase the speed and efficiency of grass cutting operations, particularly in sumps and roadway medians. These upgrades will support a revamp of our current grass cutting routes, allowing crews to complete maintenance faster and more effectively across the Town.
- Above all, the primary goal for 2026 is to exceed the paving totals achieved in 2025 by surpassing the number of lane miles paved, setting a new record for road improvements and continuing our commitment to rebuilding the Town's infrastructure.



Highway Department

Andre Sorrentino, Superintendent of Highways

			2025		
	Fund/ Division	2024 Actual	Modified Budget	2025 Projected	2026 Budget
Expenses					
Superintendent of Highways	A5010	\$ 899,048	\$ 968,361	\$ 996,361	\$ 965,655
Highway Repairs	DB5110	15,195,216	15,184,489	15,834,489	16,354,824
Capital Highway Improvements	DB5112	3,999,081	4,260,177	4,260,177	1,706,000
Highway Machinery	DB5130	3,125,232	3,150,887	3,272,887	2,891,243
Brush Weeds	DB5140	467,935	570,000	570,000	570,000
Snow Removal	DB5142	2,462,461	2,568,908	2,998,701	2,981,745
Total Expenses		\$ 26,148,973	\$ 26,702,822	\$ 27,932,615	\$25,469,467
Revenues					
Other Transportation Income	DB1789	2,030,452	446,033	446,033	-
Other Permits-Town Engineer	DB2590	219,575	200,000	50,000	200,000
Sale of Scrap & Exc Materials	DB2650	9,582	8,000	6,000	8,000
Insurance Recoveries	DB2680	171,894	5,000	84,551	5,000
Unclassified Revenues	DB2770	49,252	100	7,500	100
State Aid, Other	DB3089	181,002	-	27,000	-
State Aid, CHIPS	DB3501	3,825,615	4,260,177	4,260,177	1,706,000
Total Revenues		\$ 6,487,372	\$ 4,919,310	\$ 4,881,261	\$ 1,919,100
Net Department Costs		\$ 19,661,601	\$ 21,783,512	\$ 23,051,354	\$23,550,367

			2025		
	Fund/ Division	2024 Actual	Modified Budget	2025 Actual	2026 Budget
Authorized Positions					
Superintendent of Highways	A5010	7	7	8	8
Highway Repairs	DB5110	129	127	122	127
Capital Highway Improvements	DB5112	0	0	0	0
Highway Machinery	DB5130	14	14	14	14
Brush Weeds	DB5140	0	0	0	0
Snow Removal	DB5142	0	0	0	0
Department Total		150	148	144	149



Highway Department

Andre Sorrentino, Superintendent of Highways

	2024	2025	2025	2026
	Actual	Modified Budget	Projected	Budget
<u>Expenses</u>				
Salary and Wages	\$ 15,079,732	\$ 14,411,244	\$ 15,616,244	\$ 16,117,150
Employee Benefits and Taxes	1,157,351	1,206,118	1,230,911	1,213,837
Contractual Costs, Materials & Supplies	5,413,118	6,078,169	6,078,169	5,894,230
Fixed Assets	4,498,772	5,007,291	5,007,291	2,244,250
Total Expenses	\$ 26,148,973	\$ 26,702,822	\$ 27,932,615	\$ 25,469,467
<u>Revenues</u>				
Departmental Income	\$ 2,030,452	\$ 446,033	\$ 446,033	\$ -
Licenses and Permits	219,575	200,000	50,000	200,000
Sale of Property/Comp for Loss	181,476	13,000	90,551	13,000
Miscellaneous	49,252	100	7,500	100
State Aid	4,006,617	4,260,177	4,287,177	1,706,000
Total Revenues	\$ 6,487,372	\$ 4,919,310	\$ 4,881,261	\$ 1,919,100
Net Cost	\$ 19,661,601	\$ 21,783,512	\$ 23,051,354	\$ 23,550,367
<u>Net Cost by Fund</u>				
General Fund	\$ 899,048	\$ 968,361	\$ 996,361	\$ 965,655
Highway	18,762,553	20,815,151	22,054,993	22,584,712
Total Net Cost	\$ 19,661,601	\$ 21,783,512	\$ 23,051,354	\$ 23,550,367



Human Services

Kevin Thorbourne, Director

♦ Departmental Mission:

The mission of the Department of Human Services is to develop, administer, manage, expand, and promote programs that benefit the residents of the Town of Huntington.

♦ Legal Authority:

Local Law #9, Adopted 12/12/89 and Chapter 39 of the Town Code.

♦ Operating Environment:

Minority Affairs: Serves as a liaison to the minority communities, keeping residents informed of Town services, programs, employment opportunities, and events. This Division strives to improve working relationships with leaders of minority organizations and minority residents by addressing concerns of the minority communities and also by providing various programs throughout the year to improve the lives of people. The Division coordinates many programs including, but not limited to, the Back-Pack Program, Holiday Turkeys, Holiday Shopping Trip, Holiday Gift Collection, Saint John's Summer Camp, Hispanic Heritage Month, and Black History Month events. The Division serves as a resource to the community providing assistance, referrals and information.

Senior Citizens: Responsible for providing Huntington's Senior Citizens age 60 and over, with diversified programs and services, enabling them to remain physically and mentally active, socially involved and as independent as possible.

- **Nutrition Program:** This program provides nutritious meals at the Senior Center and the Adult Day Care Center. Meals are also delivered to homebound seniors in the Town through the Home Delivered Meals Program.
- **Adult Day Care Program:** This comprehensive program addresses the needs of those who, in their later years, require a structured, supervised environment that promotes social interaction with peers, emotional support, and intellectual and physical stimulation. Both group and individual activities are provided.
- **Expanded In-Home Services for the Elderly Program (EISEP)/, Community Services for the Elderly (CSE) Housekeeper/Chore Program, Shopping Assistance Program:** Provides functionally impaired persons age sixty and over, who are not eligible to receive the same or similar services available under Title XVIII, XIX, or XX of the Federal Social Security Act or any other governmental program, with non-medical, in-home services (light house cleaning, grocery shopping, and laundry). The purpose of this service is to allow these seniors to remain safe, independent, and in their own homes.
- **CSE Caregiver Program:** It is designed to help sustain the efforts of caregivers who normally provide the daily care and supervision of an elderly person(s). By supporting their caregiver (s), it promotes and supports the ability of individuals receiving care to remain in their homes instead of being placed in residential facilities.



Human Services

Kevin Thorbourne, Director

- **Home Maintenance/Repair Program:(previously known as Residential Repair Program)** Provides minor residential repairs and renovations to upgrade substandard, unsuitable, or unsafe housing for homeowners age sixty (60) and older who are incapable of maintaining their homes on their own within the Town of Huntington. Participants are responsible for parts/supplies. There is no charge for labor.
- **Recreational, Educational, and Health Programs:** They include art classes and workshops, bingo, bridge and mahjong, book club, brain gym, choral groups and music instruction, club and day trips, dance, discussion groups, exercise and yoga, knitting and crocheting, meditation, ping pong, pool tournaments, informational presentations, and monthly blood pressure screenings among the many other services and activities offered at the Senior Citizen Nutrition Center and Senior Beach House at Centerport Beach.
- **Senior Beach House:** This is an additional site for Senior Citizens to congregate. In addition to the Senior Center, it provides recreational, educational, and health programs.
- **Senior Clubs:** The town sponsors nine (9) Clubs. The Clubs meet at various locations throughout the Town, providing our seniors with more intimate recreation and socialization opportunities.

Services for People with Disabilities: Responsible for the distribution of beach stickers for persons with disabilities who meet the criteria for eligibility, also prepares a bi-annual newsletter. The Division serves as a resource and information referral center. It works with the Superintendent of Highways to facilitate the removal of snow berms at households of individuals who are eligible for the program. Human Services is responsible for screening all applicants for snow berm removals. Services for Persons with Disabilities also coordinates blood drives and a summer employment program. The Director of Human Services serves as the liaison to the Citizens Advisory Committee. The CAC meets once a month at the Flanagan Center's Conference room, except in August.

Veterans Affairs: Serves the Huntington Veterans and their families in many capacities. Each individual veteran is their primary concern, by assisting in a personal and professional consulting manner. This office is key to the various veterans' posts throughout Huntington. In the past veterans' organization worked in an isolated approach, as Veterans' organization bonded together through the Town of Huntington's creation of the Huntington Veterans Advisory Board, created in 1988 it became the core for the veteran's organizations. Every veterans' organization expanded their horizon by joining together on a monthly basis to share their needs, information, and knowledge for the betterment of all groups. This VAB board is simply a nucleus with the sharing of vital information helpful for our Veterans community. It has improved the voice and mind for our Veterans residents. The Veterans Affairs Division and office has soared in awareness to the general public of the need and respect for our men and women who served in the military. The annual events attendance to honor Memorial Day, Veterans Day, 9/11 ceremony, Parades, and key military anniversaries honored at Huntington Town Hall, at Veterans Plaza have increased immensely through the Division of Veterans Affairs.

Women's Services: Facilitates the Huntington Women's Advisory Council, consisting of a membership of not-for-profit agencies and for-profit businesses that meet approximately five to six times per year, with a focus on women in the workplace, arts, education, health, fashion, and family. The main goal of



Human Services

Kevin Thorbourne, Director

the Division is to form a strong, productive, and communicative Council that serves as a voice in our community. It strives to share information so that residents will be aware of the various services provided by many different organizations. The Division facilitates seminars that deal with substantive women's issues.

Huntington Human Services Institute, Inc. The Institute is instrumental in allowing the Department of Human Services to partner with outside agencies in the planning, promotion, and presentation of various town-wide events to meet the needs of residents. The Institute is a vehicle which enables us to extend our in-house programs.

♦ Workload Indicators:

The Department of Human Services is directly responsible for the coordination of many public programs within the Town of Huntington. The Department monitors contracts with various social agencies that provide vital services for the residents of Huntington. The Human Services Department works diligently to meet the needs of the community.

The Human Services Department also serves as the liaison for many Task Forces and Committees to the Town Board. The Task Forces are the Huntington African American Task Force, Huntington Anti-Bias Task Force, Huntington Asian American Task Force, Huntington Hispanic Advisory Task Force, and Huntington LGBTQ+ Task Force. The committees are the Citizen Advisory Committee for Persons with Disabilities and the Veterans Advisory Board.

The Minorities Affairs Division services the community using resources offered by the Town, the County, and the State. Many of the programs offered are through local donations made by churches, local businesses and private citizens. This Division connects people with jobs, housing, scholarships, programs, and services throughout the year. The number of minorities who do not speak English is increasing every year in our Town; the services provided by this Division are essential.

There is a steady demand for services for senior citizens. The Nutrition Center handles the planning, ordering, stocking, preparation, and cooking of meals for senior citizens. The Home Delivered Meal Program (HDM) provides nutritious meals to home-bound seniors. The Expanded In-Home Services for the Elderly Program (EISEP)/CSE Housekeeper/CHORE provides in-home visits to seniors for light housekeeping and laundry assistance. CSE funds caregiver support and respite programs. The Shopping Assistance Program provides seniors in need of aid with ordering/receiving essential groceries and personal care supplies. The Residential Repair Program provides minor repair assistance for senior participants. Each of these programs receives funding from Suffolk County Office of the Aging (SCOFA) with monthly vouchers, reports, and annual monitoring. The Senior Division has realized a significant increase in the number of daily participants at the Senior Center, including a marked increase in the number of seniors coming to the Center for lunch. This is much due to the high cost of meals nowadays.

Veterans Affairs services over 9,000 veterans who reside in Huntington. Help and support are offered whenever needed, especially for emergency situations such as emergency food, housing, employment, etc.



Human Services

Kevin Thorbourne, Director

♦ 2025 Achievements:

Huntington African American Advisory Task Force:

- Co-sponsored the Juneteenth Celebration in 2025.
- Co-sponsored the Black History Month Celebration in 2025.
- Hosted Black-owned Business Breakfast.
- Community Conversation Event at the Tri-CYA.

Huntington Anti-Bias Advisory Task Force:

- Co-sponsored the Huntington Anti-bias Concert.
- Shining the Light Ceremony at the Heckscher Museum of Art.
- Continued with the Social Justice Ambassadors Program with High School students throughout the town.
- Held monthly meetings with guest speakers from various communities and protected classes, such as the LI Chinese American Association, American Jewish Committee, County Department of Health, and more.
- Working with Suffolk County Police Department on Hate Crimes within Suffolk.

Asian American Advisory Task Force:

- Participated in the Chinese New Year Celebration at Heckscher Park.
- Will participate in the Museum's Draw Out! Event in September.
- Participated in the Lunar New Year Celebration.
- Family Night Movie displaying Asian Cultural Movie at two Huntington Libraries.

Huntington LGBTQ+ Task Force:

- Held a flag raising at Heckscher Park.
- Marched together down Main St in the Long Island Pride Parade, carrying a banner to inform residents of the task force's existence and how to make contact. Once inside the festival in the park, visitors were greeted by custom signs spread throughout the park featuring the flag of various LGBTQ+ identities and letting people know that the task force welcomes them.

Children with Special Needs

- Hosted All Abilities Expo in Heckscher Park, which promoted support programs for children and adults with disabilities.

Huntington Opioid and Addiction Task Force:

- Held an Opioid and Addiction Health Presentation at the Senior Center.
- Town of Huntington Vaping Awareness Initiative – Social Media Flyers and Campaign, Coordinated Vaping project PSA's with TOH Schools & Youth Board, Proclamations Awarded to students at Town Council Meeting, Supported Change in Vape Shop Legislation.
- Town of Huntington PSAs on Prescription Awareness, mental health/addiction and 988 Suicide Prevention Hotline.
- 100 Safest Days of Summer initiative – Social Media Flyers and Campaign.



Human Services

Kevin Thorbourne, Director

- Town of Huntington International Overdose Awareness Day & Kick off for Turning the Town Purple for September Recovery month (Wellness Walk for Hope, Hope and Healing Sculpture Project – Phoenix Sculpture Phase I 2024; Messages of Hope Back Wall Installation Phase 2 2025).

Citizens Advisory Committee for Persons with Disabilities (CAC):

- Assisted Town officials to offer HART bus service while the elevator at Huntington LIRR Station was out of service.
- Worked with Parks Department to create more disabled parking spaces and improve handicap accessibility at our Town Parks and Beaches.
- Met with CDA Director to discuss housing options for handicapped TOH residents.
- Advised Town Council to make improvement to areas of the Town which are not ADA compliant.
- Non-verbal signage has been installed at some of the Town parks.
- Collaborated with Parks and Rec. Director to suggest improvements to Heckscher Park playground during its renovation.

Hispanic Advisory Task Force:

- Hosted a fundraiser at the Senior Beach house in May, to collect funds for the scholarships, which will be given to high school seniors who will attend college or technical schools.
- Hosted the Hispanic Heritage Month Celebration at Woodhull Elementary and honored Erick Cienfuegos (manager of Fogo De Chao) and Dr. Arlene Rodriguez.
- Participated in Dia de Los Muertos event in collaboration with the Heckscher Park Museum.
- Distributed numerous scholarships to High School Seniors.

Minority Affairs:

- Facilitated the participation of children ages 4-6 in summer camp with outside financial support from St. Johns Church.
- Provided information and referrals to residents in need of housing assistance, employment assistance, school scholarships, social service information, as well as unique challenges that people may have.
- Coordinated summer employment opportunities for youth with various agencies. Hired 16 Youth Workers at \$15 per hour to place at the Camps and Summer Youth Connection. Youth Workers will be mentored on a weekly basis and visiting local businesses.
- Coordinated meetings between many Town organizations to organize food distribution and to find ways to get funds to continue distributing the needed food. Coordinated the Food Drive hosted by the Town of Huntington's school football teams. 10 vans filled with food were delivered to different food pantries throughout the Town of Huntington.
- Coordinate meetings to discuss the gaps in the community where there are struggles, such as Housing, Mental Health, Addictions, etc.
- Minority Division and Suffolk County Department of Labor partnered in assisting residents that are struggling financially to pay for the Commercial Driver Training course.
- Helped and participated in different fundraising events such as Project P.L.A.Y/St. John's Summer Camp, Cultural Affairs, and for the Juneteenth Celebration.
- Assisted in the coordination of the Annual National Night Out at Manor Field Park, along side the Suffolk County Police Department 2nd Precinct and various Not-for-Profits.



Human Services

Kevin Thorbourne, Director

- Backpacks for Success, an annual program executed in conjunction with the North Shore Junior Welfare League wherein children from financially challenged homes get book bags with supplies for school. Eligibility is based on financial need.
- Coordinated the Holiday Shopping Trip for children that are ages 6, 7 or 8 years old, an opportunity to shop on funds donated through local organizations. The children were able to to shop at Target to choose their own style of clothing, outer wear and shoes; followed by an early lunch.

Senior Center:

- Provided on-site meal preparation and congregate meal service.
- Referred numerous seniors to part-time Licensed Master Social Worker (LMSW) to address social, economic, emotional, psychological, and financial needs.
- Activities and programs expanded on second-floor wing and gymnasium.
- The Senior Center successfully booked highly requested musicians for special events such as the Valentine's Day, Memorial Day Recognition, 90 & 100+ Party, Halloween Party, Veterans Day Celebration, Holiday Time Music, and New Year's Eve Party.
- Implemented TV Monitoring and advertising.
- The Parks and Recreation Department assisted seniors with the new Beach Pass Registration Program at the Senior Center.
- Assisted seniors with Tax/ Assessor's department, processing of documents.

Adult Day Care (ADC):

- January through June 2025 63 enrolled members with an attendance of 2,899.
- ADC enhanced programs and had an increase in attendance.
- Live professional entertainment, Memories at the Movies, and Long Island Museum, with their engaging programs, and trips to Centerport Senior Beach House, have continued to ADC participants.
- Outreach efforts have increased to include pre-schools, elementary schools, attorney's offices, doctor's offices, realtors, religious institutions, online community message boards, Huntington Hospital's welcome and discharge packets, civic organizations, and local businesses.

Expanded In-Home Services for the Elderly Program (EISEP):

- Aides delivered weekly handouts containing pertinent updates on the Senior Center and support services information.

Home Delivered Meals (HDM):

- In a fiscal year-over-year comparison of 2023/2024 to 2024/2025, the HDM Program has expanded the number of community members served by 15% (290 to 334) and increased the overall number of meals served by 2% (40,150 to 40,975).
- In 2023/2024, HDM distributed 584 shelf-stable emergency meals to 146 clients provided by SCOFA, compared to 612 shelf-stable emergency meals to 153 clients in 2024/2025.
- Referred numerous homebound seniors to part-time Licensed Master Social Worker (LMSW) to address social, economic, emotional, psychological, and financial needs.
- The Shopping Assistance Program continued to help home-bound seniors with the delivery of essential groceries and medications. Special incentives including no delivery fees and first-time user discount promotions offered.



Human Services

Kevin Thorbourne, Director

Nutrition (Congregate):

- In a fiscal year-over-year comparison of 2023/2024 to 2024/2025, the Congregate Program has expanded the number of community members served by 8% (1153 to 1246) and increased the overall number of meals served by 13% (42,781 to 48,292).
- In 2023/2024, the congregate program distributed 1,336 shelf-stable emergency meals to 334 clients provided by SCOFA, compared to 1308 shelf-stable emergency meals to 327 clients in 2024/2025.
- The updated Shopping assistance program is underway, with several community members signing up for free delivery.

Home Maintenance/Repair:

- April 1, 2024 through March 31, 2025, voluntary contributions received were \$9,188.00
- 683 unduplicated seniors served.
- April 1st – June 30th 2025 = 234 unduplicated seniors served and donations \$4,158.00

Senior Advocate and Support:

- The Senior Advocate continued to provide resources to seniors in the Town of Huntington, assisting seniors by providing, interpreting, and completing public assistance applications.
- Seniors seeking outside services were referred to agencies and/or individual professionals who specialized in the areas needed.
- Caregiver and Bereavement Support Groups, SCOFA Advocate information and registration provided.

Senior Beach House:

- Year-round Art, Card groups, and Music.
- Beach House and Cottage maintained.
- Expansion of Rental options for Community.

Senior Citizens Social Worker:

- Through a contract with the Suffolk Y Jewish Community Center (Suffolk YJCC), the Human Services Department continued to provide the senior center staff with a part-time Licensed Master Social Worker (LMSW).
- Communicated regularly with the Suffolk County Office for the Aging (SCOFA) Senior Advocate.
- Expansion of Bereavement and Caregiver Support Services.

Senior Clubs:

- Nine (9) clubs continue to meet in person; the newest club is located at Whitman Village.

Veterans:

- Assisted veterans for local affordable housing and work closely with Community Development.
- Worked closely with Kiwanis throughout the year to support their Soldiers Hometown Heroes program and Field of Honor American Flag project displayed proudly at Huntington Town Hall's front lawn.
- Provided comfort, guidance, and assistance for the families of deceased veterans for burial and gravestones.



Human Services

Kevin Thorbourne, Director

- Provided ceremonies to honor veterans, Memorial Day, Veterans Day, Veterans Parades, Veterans dedications, and ceremonies to honor Huntington 9/11 victims and our first responders.
- Worked with the Veterans Advisory Board for the benefit of every veteran resident in the Town of Huntington.
- Continue to provide communication among the various veterans' organizations for awareness of veterans' activities and programs to assist their needs.
- Work closely with the Northport VA Hospital, Huntington Chamber of Commerce Veterans' Committee, and Suffolk County Veterans Service Agency, Huntington Community Development, Beacon House, and social workers on behalf of the welfare of Huntington Veterans.

Women's Services:

- Presentations on Skin Cancer, Family Service League Services, How to Protect Your Money, Underage Gambling.
- Celebrated Women in Technology and AI- Event held at Cinema Arts Centre.
- Assisted with referrals from inquiries of Women's support services needed in the community.
- Networked Women support services.

♦ 2026 Goals:

- Continue the constant communication between divisions in the department to improve services further.
- Work with the Department and the Director of Communications in the development of an informational booklet regarding ADA.
- Update the Flanagan Center Emergency Response Plan, working with the Director of Public Safety.
- Continue providing summer employment opportunities for differently abled individuals.
- Increase awareness of the services that the Human Services, Senior Center, and Adult Day Care provide through social media networking in cooperation with the Director of Communications.
- Continue efforts to increase the diversity in attendance at the Senior Center, EISEP/Chore and Beach House as well as Veterans.
- Continue participation and involvement at various Town-sponsored and community events.
- Seek out additional funding sources to enable our goals to be accomplished.
- Senior Division: Expand programming and qualified support services to meet the needs of our growing senior population. Provide programs and activities that promote socialization, independence, and inclusiveness in a safe environment.
- Nutrition: Home Delivered Meals (HDM) - To continue to provide 5 nutritious meals per week, as approved by the SCOFA registered dietitian, to Town of Huntington homebound aging community members up to the allotted budgeted amount as determined by SCOFA. Distribute Shelf Stable emergency meals as provided by SCOFA to homebound community members. Continue to collaborate and refer to various resources to provide the necessary social services to the Home Delivered Meals client base.
- Upgrade kitchen and its equipment to increase efficiency and meet the needs of increased volume.
- Increase Shopping Assistance program with awareness and incentives. New P/T designated staff person hired to facilitate the program. Priority is given to those homebound elderly, who are frail, low income, minority, persons with a disability, isolated, with diminished ability to perform normal daily tasks.



Human Services

Kevin Thorbourne, Director

- Continue outreach to members and caregivers through telephone calls, emails, birthday/sympathy cards, care packages, and resource information.
- Expanding In-Home Services for the Elderly Program (EISEP): Open up new clients from the waitlist.
- The part-time Senior Social Worker will expand in-person Bereavement and Caregiver Support Groups at the Senior Center and coordinate respite/information/social/support events.
- Expand the services offered by In-House Senior Advocate.
- Senior Beach House: Continue and expand Programs and Activities, including social events, picnics, barbeques, movies, book clubs.
- Continue to coordinate the Senior Kayak Program with the Maritime Department regarding Kayaks' location/placement.
- Coordinate Senior Beach House improvement projects with various organizations such as Boy Scouts (Eagle Scout Award) and Girl Scouts (Silver Award).
- Senior Volunteers: Develop an updated volunteer list and schedule as needed. Continue providing opportunities for hiring new volunteers and coordinating volunteers for daily operations as well as special events. Continue collaborating with volunteers with the Suffolk Retired Senior Volunteer Program.
- Work together with the Youth Bureau on Intergenerational Programs.
- Increase Bi-Lingual Support Services.
- Complete video interviews of Senior Veterans to be shown on new Veterans Hall monitor screen.
- Obtain Event Sponsorships.
- Continue to help individual veterans and their families in crisis, provide appropriate American Flag Disposal service to residents, and provide guidance for park and street dedications in Veterans' honor.
- Search for grants to provide improvements for Veterans Plaza.
- Provide handicapped lift through DASNY Grant \$58,000 for handicapped access to Veterans Plaza/Veterans Hall.
- Provide burial assistance, housing assistance, employment help, and families in crisis assistance.
- Encourage Veteran's awareness to the civilian community to respect and honor veterans.
- Under Veterans Affairs, continue to memorialize the Huntington 9/11 victims and Huntington First Responders at the 9/11 Memorial in Heckscher Park, specifically for their families, are welcome to attend.

◆ Performance Measures:

- Monitor and track new programming and services offered to seniors, minorities, veterans, women, and people with disabilities, and distribute the Calling All Seniors, ADC, ACCESS, and HABTF newsletters.
- Senior Division: To increase membership and awareness of the Town of Huntington Senior Community, the Senior Center advertises programs and activities in the monthly Calling All Seniors newsletters and through the center's email distribution list. The Notify Me Email Distribution List consists of 5500 senior members and projects to increase to 6,000 by year end. The senior division will work with the new TOH Media department to promote the programs. Through the Senior Centers' Telephone Reassurance Program, Town of Huntington seniors are verbally made aware of programs and activities currently being offered. Senior Citizen Aide conducts outreach throughout the



Human Services

Kevin Thorbourne, Director

community, with a focus on Adult Day Care promotion and awareness, to produce 5 ADC assessments a month.

- Continue the volunteer support program and increase the number of volunteer instructors for senior programs.
- Seeking grants, sponsors, and donations to aid in developing the Senior Veterans Hall Tribute Area.
- Adult Day Care: Track program performance through monthly assessments, such as the number of people enrolled and attending programs, the number of people discharged and reasons why, income generated, the number of networking opportunities attended, the number of contacts made, and types of follow-ups, outreach/marketing efforts assessed for the types of locations/organizations contacted, the results of contact, and marketing giveaways.
- Senior Clubs - Increase membership by 20% in each club.
- Home Maintenance/Repair: Improve client service efficiency with improved appointment scheduling with tablets and computer log in system. Increase the number of clients served via outreach and marketing. Maintain full staff to meet the needs of the senior community.
- The Senior Advocate and Support, Senior Social Worker - The Senior Center advertises senior advocacy and support on the Town of Huntington's and Senior Centers' social media, webpages, and Calling All Seniors newsletter. Caregiver and Bereavement support groups emphasis.
- Minority Affairs: Monitor and track outreach efforts and minority enrollment. Provide more non-traditional jobs to expose more Minorities to Career opportunities.
- Veterans: Monitor and track the welfare of the Town of Huntington Veterans through strong communication with all veterans' organizations within the town.
- Evaluate veterans' needs through the Veterans Affairs Division and the Veterans Advisory Board, which communicates openly with each Veterans' Post.
- Women's Advisory Council: Membership will increase. In-person meetings will be held with at least 50% in-person participation. Committees to assist the Council with events are suggested and voted upon.



Human Services

Kevin Thorbourne, Director

		2025			
	Fund/ Division	2024 Actual	Modified Budget	2025 Projected	2026 Budget
Expenses					
Literacy Volunteers of America	A6312	\$ 9,500	\$ 9,500	\$ 9,500	\$ 9,500
Veterans Services	A6510	9,000	10,000	10,000	10,000
Work/Family Assistance Program	A6770	136,513	180,527	180,527	163,270
Programs for the Aging	A6772	1,005,375	1,112,146	979,435	1,014,319
Sr. Citizens Day Care Center	A6773	429,179	400,325	357,980	438,351
Sr. Nutrition Program	A6775	946,389	1,115,455	996,640	1,143,759
Human Services	A7620	422,067	576,192	427,239	609,519
Sr. Citizens C.H.O.R.E.	A7624	310,502	296,256	280,305	295,419
Services to the Handicapped	A8845	5,126	10,799	9,353	13,995
Total Expenses		\$ 3,273,651	\$ 3,711,200	\$ 3,250,979	\$ 3,698,132
Revenues					
Sr. Citizen Day Care	A1973	\$ 256,429	\$ 330,000	\$ 270,000	\$ 330,000
Sr. Citizen C.H.O.R.E.	A1974	9,533	3,000	10,000	7,000
Sr. Citizen Nutrition Program	A1976	161,636	130,000	130,000	130,000
Sr. Citizen Citizen E.I.S.E.P.	A1978	2,513	5,000	2,500	5,000
Sr. Citizen Kayak	A1981	1,475	1,800	1,800	1,800
Sr. Citizen Beach House Rental	A1985	-	-	5,000	5,000
County Aid Sr. Citizen Day Care	A3773	3,192	-	-	-
County Aid C.H.O.R.E.	A3774	26,530	2,500	28,000	2,500
County Aid Nutrition Program	A3776	454,149	300,000	300,000	300,000
County Aid Home Aide	A3777	63,309	65,500	65,500	65,500
County Aid E.I.S.E.P.	A3778	52,284	60,000	60,000	60,000
Federal Aid Adult Day Care	A4773	6,120	10,000	10,000	10,000
Federal Aid C.H.O.R.E.	A4774	-	22,000	22,000	22,000
Federal Aid Nutrition Program	A4776	-	110,000	110,000	110,000
Total Revenues		\$ 1,037,170	\$ 1,039,800	\$ 1,014,800	\$ 1,048,800
Net Department Cost		\$ 2,236,481	\$ 2,671,400	\$ 2,236,179	\$ 2,649,332



Human Services

Kevin Thorbourne, Director

			2025		
Authorized Positions	Fund/ Division	2024 Actual	Modified Budget	2025 Actual	2026 Budget
Programs for the Aging	A6772	10	10	9	9
Sr. Citizens Day Care Center	A6773	5	5	3	5
Sr. Nutrition Program	A6775	4	5	6	6
Human Services	A7620	3	5	5	6
Department Total		22	25	23	26

		2024	2025	2026
		Actual	Modified Budget	Projected Budget
Expenses				
Salary and Wages	\$	2,358,525	\$ 2,680,448	\$ 2,286,200
Employee Benefits and Taxes		181,417	206,257	172,278
Contractual Costs, Materials & Supplies		726,616	819,195	787,201
Fixed Assets		7,093	5,300	5,300
Total Expenses	\$	3,273,651	\$ 3,711,200	\$ 3,250,979

Revenues				
Departmental Income	\$	431,586	\$ 469,800	\$ 414,300
Sr. Citizen Beach House Rental		-	-	5,000
State Aid		599,464	428,000	453,500
Federal Aid		6,120	142,000	142,000
Total Revenues	\$	1,037,170	\$ 1,039,800	\$ 1,014,800

Net Cost	\$	2,236,481	\$ 2,671,400	\$ 2,236,179	\$ 2,649,332
-----------------	-----------	------------------	---------------------	---------------------	---------------------

Net Cost by Fund				
General Fund	\$	2,236,481	\$ 2,671,400	\$ 2,236,179
Total Net Cost	\$	2,236,481	\$ 2,671,400	\$ 2,236,179



Information Technology

David Genaway, Director

♦ Departmental Mission :

The mission of the Department of Information Technology (IT) is to provide and maintain the technical foundation that enables the Town to deliver and expand its many services to Huntington's residents and businesses in a timely, intuitive, and cost-effective manner. The Town recognizes that done properly, investment in technology systems and hardware delivers exponentially greater savings, efficiencies, and service levels to our residents. To deliver those benefits, the IT Department must strive to excel at the following:

- Maintain the technical infrastructure and systems at the highest performance, highest security, and lowest cost to support the Town's mission and strategic goals.
- Develop and implement a technology vision that enables each area of the Town to improve on its mission; supporting the Town's strategic goals within the constraints of available resources.
- Constantly audit the collection of existing technology systems to determine whether maintaining a particular system or upgrading or eliminating it best serves the public.

♦ Legal Authority:

Local Law No.12-2006 established the Department of Information Technology as enacted by Town Board Resolution #2006-289 on April 25, 2006.

♦ Operating Environment :

The IT Department exists within an operating environment that is both challenging and dynamic. The basic operations are broken down into the following areas:

- **Technical Team:**
 - Hardware maintenance – Maintenance and capacity planning for computers, servers, storage, and other hardware components.
 - Cybersecurity research, deployment, and maintenance.
 - Network support – Administration, monitoring, cybersecurity, and capacity planning for Town's expanding facility networks, wide area network, Wi-Fi network, CCTV, and wireless device capabilities.
 - User Training – Using enterprise software and systems, educate the town users on how to avoid cyber threats and phishing attacks.
 - Technical Support - Provide technical support for all Town operations as needed. This includes the support of hardware, software, enterprise applications, cybersecurity policies, and other devices that integrate data, data protection and backup, and equipment.
- **Solution Team:**
 - Maintain current software solutions and collaborate with Town departments in delivering new solutions, as the Town's needs change and expand.
 - Cybersecurity research, deployment, and maintenance.
 - Web-based applications - Develop and maintain web-based solutions that leverage the internet to better serve the Town's mission.
 - Applications and operations support.
 - Geographic Information Systems configuration, training and support, geospatial research, special projects, and web/mobile application deployment. Integration of GIS services into parallel enterprise systems.



Information Technology

David Genaway, Director

- **Document Management:**
 - Digitized town-wide documents.
 - Administrator for Laserfiche.
 - Administrative/Support.
 - Document workflow resulting in integrations between Laserfiche and other third-party software.
- **Broadcasting/Media:**
 - Provide all Audio-visual production services for the Town.
 - Television and broadcasting administrative and support.
 - Video Conferencing (Zoom) administrative and support.
 - Media special projects, including public service announcements and interviews with key public officials.
- **Cybersecurity Team**
 - Protect the Town's network, equipment, and data from unauthorized access using a comprehensive suite of security tools.
- **Integrate with the Geographic Information Systems Team**
 - Coordinate with GIS team for critical integrations with other enterprise databases and cloud-based systems such as: OpenGov; Govern CAMA system, Municipality, etc.

◆ Workload Indicators:

The workload for the IT Department is as follows and requires the staff to continually develop new skills and build upon their existing knowledge base. Furthermore, it must maintain awareness of emerging technology trends, how technology is being applied elsewhere to address the challenges of municipal government and an awareness of the challenges and opportunities of each of the Town departments. Furthermore, it must now allocate increasing resources to stay attuned and responsive to the growing quantity and complexity of cyber threats to the Town's interests. Our mission is to develop a strategic IT vision that provides enterprise solutions that are transparent with highly functional operations to deliver results improve processes for the Town's 200,000-plus residents. Specific indicators include:

- The IT department performs the conceptual development, planning, technical analysis, design, procurement, implementation, operation, and support of the Town's technology infrastructure and services.
- Develop and maintain a highly effective, reliable, secure, and innovative information system to enable the Town's functions. Almost 100% of critical Town functions are reliant on the products and hardware that IT provides.
- Delivered information and services to over 1,000 full-time and permanent part-time employees. The summer employee load increases to over 1,500.
- Manage, administer, and support a secure wide-area network (WAN) with over 2,000 connections at over 20 locations. Support helpdesk for more than 1,000 workers.
- Facilitate the storage, security, integrity, and backup of electronic data while ensuring appropriate systems and hardware control.
- Maintain business continuum by supporting employees in the Town's network on/off-site.
- Maintain the business continuum by connecting permanent employees to the Town's network while working remotely during a pandemic or for other authorized reasons.
- Promote and facilitate the effective integration of technology and systems. Also, consolidate aging systems or hardware that are reaching end-of-life.



Information Technology

David Genaway, Director

- Provide leadership and effective strategic and tactical planning in the use of technology.

♦ 2025 Achievements:

The IT Department's significant 2025 achievements include the following:

- Received and managed thousands of A1 IT support ticket requests.
- Repair or replacement of over 100 PCs
- Installation of numerous firewalls
- Installation and configuration of a new dedicated Verizon circuit for the new phone system.
- Replacement and programming of over 650 desk phones and call/meeting desktop applications.
- Enhancements to remote site wifi, including beach and park locations.
- The rollout of multiple OpenGov record types for 7 Departments. OpenGov deployments are ongoing and increasing at a faster pace.
- Planned deprecation of the Muncipity permit tracking system.
- Conversion of on-premises RecTrac permit tracking system to a cloud-based solution
- Created, trained, and deployed 5 separate GIS web applications for various departments.
- Continued support and configuration of email security filtering, PC-based protections, Multi-factor Authentication system, Password management, etc.
- Augmented our Data Classification system.
- Implemented Data Loss Prevention system for security purposes.

♦ 2026 Goals:

The Department's 2026 goals will be fluid to respond to the Town's goals, but include the following:

- Continue advances towards protecting the Town's information and infrastructure from cyberattacks.
- Expand privileged access control to the Town's network
- Adopt multiple internal and external user technology policies.
- Expand and implement EDR – Endpoint Detection and Response – with additional identity protections.
- Expand and implement continuous network and system monitoring for cyber attacks.
- Continue to develop/upgrade our Disaster Recovery site, expansion of servers and storage, and fail over for Enterprise IP Phone System.
- Harden and upgrade all aspects of the Town's current data center, including—but not limited to—cybersecurity monitoring equipment, data storage and backup, virtual machine servers, air conditioning units, system health devices (temperature and humidity), and fire suppression safety.
- Expand existing new contracts/agreements for off-site data backup outside of the northeast climate zone.
- Continue build-out and deployment of a minimum of multiple permit tracking record types in the OpenGov system—especially for the Town Clerk's office.
- Complete implementation of a sufficiently robust phone/telecommunication infrastructure. Establish relationships with multiple carriers to ensure redundancy. Deploy cloud-based system allowing call forwarding on demand.
- Continue the support, and upgrade of the Town's Land Management system and processes (Govern).



Information Technology

David Genaway, Director

- Continue partnership with the Public Safety department, the installation, and expansion of a Townwide video monitoring and security system for key Town locations.
- Update obsolete equipment essential in the recording and distribution of video content. Granicus server upgrade, Leightronix server upgrade, TB Room audio system upgrade, Video storage upgrade.
- Expand the functionality of the Town's existing Granicus system to include an agenda management workflow for all boards: the Town Board, the Planning Board, the Zoning Board of Appeals, the Board of Assessment Review, and EOSPA.
- Continue the digitization of the Town's paper-based information and manual processes, including improved and expanded workflow of business processes and resident and employee access to Town documents online.
- Enable increased training of functional, technical, and cybersecurity skills for all appropriate Town employees.
- Enable increased training of internal IT staff to achieve industry-standard cybersecurity certification.
- Maintain cybersecurity insurance.
- Continue providing more e-services and e-commerce to Town residents and businesses, including making significant advances in leveraging online functions rather than coming to Town Hall.
- Continue rolling out free Wi-Fi access to the Town's designated public locations.
- Continue to closely partner with Town departments on their technology-enabled initiatives.
- Enhanced support of IT systems and services for the employees, residents, businesses, and Town vendors who use them.
- Continue to reduce the Town's carbon footprint from energy use, e-waste, and paper reliance
- Upgrade the Town to current versions of Windows and Office tools.
- Continue upgrading the Town's primary financial system.
- Continue physical upgrades to network.
- Complete fire safety upgrades across multiple facilities.
- Continue existing collaboration with the Department of Public Safety on the deployment of security cameras and physical access control systems across critical infrastructure facilities.

◆ Performance Measures:

The Base Performance metrics to measure progression towards departmental goals are as follows:

- Achieve a one-year IT capacity demand buffer in storage, processing, and bandwidth.
- Continued reduction in computer-related electrical power, e-waste, and paper use.
 1. Electric – Energy-efficient PC replacement, new data center design, and servers.
 2. E-Waste – reduce the number of personal printers.
 3. Paper – accelerated use of Document management and electronic documents.
- Replace the oldest 35% of desktop computers – plan for and next-generation Operating System and Office.
- 99.5% aggregate availability of the Town's major systems.
- IT Support calls to remain flat and/or be reduced "year over year."
- Show 2 years or better ROI from every Technology investment to improve functionality.
- Achieve a 10% increase in revenue from the sale of the Town's professional GIS system.
- Achieve a 50% reduction in the number of residents needing to visit Town Hall for permits or fee payments.



Information Technology

David Genaway, Director

- The aggressive pipeline of strategic technology initiatives being delivered, in progress, and being planned, proportionate to the IT resources available.

			2025		
	Fund/ Division	2024 Actual	Modified Budget	2025 Projected	2026 Budget
Expenses					
Information Technology	A1680	\$ 4,534,369	\$ 5,025,427	\$ 5,025,457	\$ 5,602,273
Information Technology	B1680	188,413	185,100	185,100	185,100
Information Technology	DB1680	89,095	128,200	128,200	128,200
Information Technology	SL1680	5,132	4,200	4,326	4,200
Information Technology	SR1680	15,941	25,500	25,500	25,500
Information Technology	SS11680	5,179	5,000	5,018	5,000
Information Technology	SW11680	27,600	27,600	27,600	27,600
Total Expenses		\$ 4,865,729	\$ 5,401,027	\$ 5,401,201	\$ 5,977,873
Revenues					
GIS Licenses	A2546	\$ -	\$ -	\$ -	\$ 100,000
Other Licenses	B2545	\$ 49,868	\$ 43,000	\$ 37,000	\$ -
Total Revenues		\$ 49,868	\$ 43,000	\$ 37,000	\$ 100,000
Net Department Costs		\$ 4,815,861	\$ 5,358,027	\$ 5,364,201	\$ 5,877,873

			2025		
	Fund/ Division	2024 Actual	Modified Budget	2025 Actual	2026 Budget
Authorized Positions					
Information Technology	A1680	14	15	17	18
Department Total		14	15	17	18



Information Technology

David Genaway, Director

	2025			
	2024 Actual	Modified Budget	2025 Projected	2026 Budget
<u>Expenses</u>				
Salary and Wages	\$ 1,681,780	\$ 1,904,852	\$ 1,898,661	\$ 2,224,480
Employee Benefits and Wages	129,739	138,443	138,443	160,993
Contractual Costs, Materials & Supplies	2,911,556	3,187,335	3,188,700	3,373,800
Fixed Assets	142,654	170,397	175,397	218,600
Total Expenses	\$ 4,865,729	\$ 5,401,027	\$ 5,401,201	\$ 5,977,873
<u>Revenues</u>				
Licenses and Permits	\$ 49,868	\$ 43,000	\$ 37,000	\$ 100,000
Total Revenues	\$ 49,868	\$ 43,000	\$ 37,000	\$ 100,000
Net Cost	\$ 4,815,861	\$ 5,358,027	\$ 5,364,201	\$ 5,877,873
<u>Net Cost by Fund</u>				
General Fund	\$ 4,534,369	\$ 5,025,427	\$ 5,025,457	\$ 5,502,273
Part Town	138,545	142,100	148,100	185,100
Highway	89,095	128,200	128,200	128,200
Street Lighting	5,132	4,200	4,326	4,200
Consolidated Refuse	15,941	25,500	25,500	25,500
Huntington Sewer	5,179	5,000	5,018	5,000
Dix Hills Water	27,600	27,600	27,600	27,600
Total Net Cost	\$ 4,815,861	\$ 5,358,027	\$ 5,364,201	\$ 5,877,873



Maritime Services

Garrett Chelius, Director

♦ Departmental Mission:

The mission of the Department of Maritime Services is to operate, maintain and manage all of the Town's waterfront facilities, such as beaches, beach pavilions, waterfront parks, picnic areas, boardwalks, docks, wharfs, bulkheads, piers, boat ramps, small boat/kayak racks and marinas and provide for new construction or restoration of the same. This includes providing law enforcement in bays and harbors to regulate private water craft (PWC) activities, the placement and maintenance of navigation markers, the issuance of mooring permits, assignment of marina slips, and providing launch service. It also includes managing marine resource programs and environmental matters pertaining to the estuary, including shellfish harvesting, ecosystem management, aquaculture, wetlands preservation and protection, and marine water quality. Effectively managing the Town's waterfront facilities supports the Town's strategic goal of investing in the Town's recreational assets and promotes and stimulates the use of Huntington's natural resources. The Department of Maritime Services greatly impacts the generating revenue of the Town through the beautification and maintenance of many facilities.

♦ Legal Authority:

Town of Huntington Town Code: Chapter 120, Harbors and Waterways (Marine Division), Chapter 43 and 52 A-5, Chapter 166 (Shellfish Management).

♦ Operating Environment:

The Department of Maritime Services was created in 1998 to consolidate all marine-related services under one Department for efficiency of service. Department professionals interact directly with various governmental agencies, boating and recreational organizations, business and industry stakeholders, and Town residents who have an interest in our waterfront.

The Department of Maritime Services has the responsibility of protecting, restoring, and enhancing the Town's marine and coastal environment, to monitor waterfront development activities, and to develop programs and legislation to meet those ends. The Department of Maritime Services is actively involved in securing grants for various activities, including marine resource management (finfish, shellfish, aquaculture, benthic habitat), marine research (crustacean and shellfish biology, benthic profiling, resource stock assessment programs), freshwater finfish habitat, wetlands restoration, educational programs, stormwater management, water quality (pollution control), and waterfront construction. The Department currently manages several active grant projects.

The Department of Maritime Services encompasses the following three Divisions:

Maritime Conservation: This division includes professional Environmental Staff located in Room 300 in Town Hall and provides administration, supervision, and compliance oversight of all environmental, fisheries management, wetlands preservation, water quality protection, and all other technical & professional responsibilities related to the waterfront. The Division of Marine Conservation directly interfaces with the Town's Boating Advisory Council, the Commercial Fishing Advisory Council, the Conservation Board, and outside agencies, including the Greater Huntington Council of Yacht and Boating Clubs, Inc., civic and beach associations, special interest groups and County, State and Federal



Maritime Services

Garrett Chelius, Director

agencies. The Division of Marine Conservation also coordinates directly with the Department of Engineering Services and the Department of Planning and Environment on various issues and programs, such as the Local Waterfront Revitalization Program and specific marine permit applications. The Division also works in conjunction with The Department of Parks and Recreation to implement various marine educational programs offered by the Town, and with the Highway Department on stormwater management projects. The Department operates the shellfish grow-out program (FLoating UPweller SYstem or FLUPSY) and trains and guides the Oil Spill Response Team.

Harbors & Waterways: This division, with offices in the Harbormaster's Building located at 53 North New York Avenue in Halesite, provides enforcement of Town Codes and Ordinances, as well as enforcement of State or local laws pertaining to on-the-water or near-water activities within the greater Huntington – Northport Bay complex, as well as in portions of Long Island Sound and Cold Spring Harbor. Harbormasters have attained credentialed law enforcement training and proficiency, enabling them to teach navigation and boat handling courses to Peace Officers on a statewide basis. Boater safety courses are also offered by Division personnel to area residents 10 years of age and older. The Division is responsible for overseeing tanker and barge off-loading and responding to marine and upland oil spills. The Harbors & Waterways Division is also charged with the installation of 109 buoys to regulate speed and mark navigable channels to keep our waterways safe. Harbormasters are trained in law enforcement, first responder, marine firefighting, hazwoper and pesticide application. In 2011, the Division began enforcing parking and recreation codes at the Town's nine beaches and three boat ramp facilities.

Maritime Services Administration: Oversee functions of Marine Conservation and Harbormaster staff. The Division assigns boat slips and manages two Town Marinas. It also administers the Town of Huntington Gold Star Launch Program, which the Town assumed control of in 2008. This division is in charge of the Town's mooring and small boat rack permit program. Maritime administration is responsible for budgeting, purchasing and payroll for the department. In addition, coordinates special projects with grant funding for the upkeep of the Harbor, marinas and surrounding structures.

The marine environment is one of the harshest occupational environments for equipment and one of the most occupationally dangerous areas to work. The Town of Huntington's geographic shoreline area and responsibility includes approximately 64 linear miles from Cold Spring Harbor to Fort Salonga. This includes jurisdictional responsibility for approximately 7,000 acres of marine surface waters.

PESHA and OSHA regulations require that department personnel remain current at all times with the training and equipment safety necessary to perform their responsibilities. Professional personnel routinely attend seminars, workshops, and forums to stay current on environmental issues, laws, scientific data, publications, and research efforts.

♦ Workload Indicators:

The Department of Maritime Services is responsible for the maintenance of over 270 acres of upland areas encompassing 9 beaches, 16 water-related parks, five boat ramps, 225 boat slips, and 60 winter storage spots at Milldam Marina. Maritime works closely with the Department of General Services to maintain the beaches, and marinas, in addition to specific projects that Maritime finds funding for. The physical plant consists of 29 structures, 10 parking lots, 3 picnic areas (with pavilions), 1 boardwalk, approximately



Maritime Services

Garrett Chelius, Director

1000 dingy/kayak type boat racks, 131 launch service customers, and 1200 yearly issued mooring permits. The Department of Maritime Services is also responsible for both shore & mobile pump-out facilities/vessels.

The Town of Huntington has the largest number of commercial shellfish harvesters in the five western towns of Suffolk County and is second only to East Hampton County-wide. To take advantage of State-sponsored shellfish programs that benefit both commercial & recreational shellfish harvesters, the Department of Maritime Services has assisted the NYS DEC by providing equipment and manpower for the purpose of collecting water samples to determine water quality (bacteriological levels). The Department also assists Suffolk County Health Services with hydrographic sampling programs designed to measure water quality variables in the greater Huntington – Northport Bay complex. In addition, Maritime Services works in concert with the Marine Sciences Research Center, SUNY-Stonybrook, with hydrographic and hydrology programs in the bay complex and Cornell University Cooperative Extension (CCE) of Suffolk County with economically important living marine resource initiatives that benefit the marine ecosystem and area residents.

The rise of accidents and emergency situations, shellfish enforcement requirements, and new and ever-changing State and Town requirements (codes and local laws) has increased the demand for law enforcement provided by the Department.

Additional workloads for the Department include environmental review and technical expertise for construction or restoration projects; providing SEQRA review for applicable projects and activities; LWRP review for the Huntington Harbor LWRA and the greater Huntington – Northport Bay complex; expanding marine resource management programs, including the development of numerous grant applications to fund projects designed to benefit the shellfish, lobster, and finfish industries; development of grant applications and management of projects designed to restore waterfront resources (water-dependent/related uses), wetlands, ecosystems; and developing infrastructure projects designed to mitigate impacts resulting from stormwater runoff to marine receiving waters and marine educational programs and projects.

♦ 2025 Achievements:

The Department of Maritime Services Major Achievements for 2025:

- Built transient docking while waiting for Halesite Park and bulkhead to be completed.
- Purchased 2 new motors for M-1.
- Successfully certified over 200 attendees with the NYS boating safety course.
- Add new poles and new finger slips at Mill Dam Marina.
- Streamlined a more efficient applicant waitlist for Town Marinas.
- Took delivery on new pump out boat with partial grant funding to be received.
- Pursue wetlands investigations.
- Removed and disposed of 36-foot sunken power boat from Northport Harbor.
- Purchased and installed new tri-band radios with new updated antennas at the Harbormasters office funded through Division of Criminal Justice (DCJS) under the State's Law Enforcement Technology grant program.



Maritime Services

Garrett Chelius, Director

- Assembled greenhouse to house and dry the harvested kelp.
- Removed 46-foot derelict abandoned sail boat from Centerport/Huntington Harbor.
- Purchased and installed new transmission on Launch boat.
- Purchased and installed new bow thruster for M-4.

♦ 2026 Goals:

The Department of Maritime Services has the following goals for 2026:

- Update all Harbormaster and launch personnel with Hazwoper, CPR and AED training.
- Purchase a new car for patrolling the parking lots at the beaches.
- Rehab Goldstar Battalion Beach pier handrails and floating docks.
- Build butler building adjacent to Harbormaster's office with electric, heat and water to work on vessels and motors in house.
- Purchase new hydraulic crane for M-4 to assist lifting buoys and navigational markers.
- Purchase new Yan Mar diesel engine for launch boat.
- Maritime Services would like to assist the Department of Fish and Wildlife continue their comprehensive study of the Crab Meadow Watershed. The organization of Fish and wildlife will continue to conduct various tests throughout the summer to measure water rise, fish and bird species along with patterns and aide with the topographical surveying to determine the overall health of the marsh.

♦ Performance Measures :

The performance measures that will be used to measure progression towards departmental goals are as follows:

- Continue to distribute over 1100 kayak permits throughout the Town's 8 beaches.
- Marine patrol persists to safeguard the waters in and around Huntington Harbor.
- Proceed in providing mooring permits to over 1200 vessels each year.
- Maintain 2 marinas that house 236 boat slips, while slowly improving the marinas.
- Winter wet storage at Mill Dam Marina provides residents with the option of leaving their vessels in the water year-round.
- Launch operations continue to give assistance to over 131 customers.
- Work in conjunction with Public Safety in parking summonses issued through plate readers.
- Safeguard the beaches furnishing a secure environment throughout the season.
- Produce sugar kelp to our residents, while enhancing the water quality.
- Maintain and cultivate the Town's waterfront.
- Offer the benefit of State-regulated boating safety courses to residents and non-residents.
- The department's pump out boat delivers ease to residents and non-residents on the water to have their vessel pumped out without the inconvenience of the boater leaving their mooring or slip.



Maritime Services

Garrett Chelius, Director

			2025		
	Fund/ Division	2024 Actual	Modified Budget	2025 Projected	2026 Budget
Expenses					
Harbor & Waterways	A3120	\$ 1,054,251	\$ 1,069,360	\$ 1,058,060	\$ 1,015,820
Waterways Navigation	A5720	141,888	167,293	139,129	172,046
Maritime Services Admin	A8790	415,031	396,395	318,844	402,826
BOT Maintenance	C7181	49,671	119,136	119,136	80,000
Total Expense		\$ 1,660,841	\$ 1,752,184	\$ 1,635,169	\$ 1,670,692
Revenues					
Other Transportation Income	A1789	\$ 253,114	\$ 100,000	\$ 120,000	\$ 100,000
Marina & Dock Fees	A2040	701,233	702,000	702,000	702,000
Boat Racks	A2041	54,400	55,000	55,000	55,000
Mooring Permits	A2588	66,440	70,000	70,000	70,000
Marine Conservation Permit	A2593	7,075	10,000	10,000	10,000
State Aide-Clean Air Clean Water	A3915	7,848	20,000	20,000	20,000
Total Revenues		\$ 1,090,110	\$ 957,000	\$ 977,000	\$ 957,000
Net Department Costs		\$ 570,731	\$ 795,184	\$ 658,169	\$ 713,692

			2025		
	Fund/ Division	2024 Actual	Modified Budget	2025 Actual	2026 Budget
Authorized Positions					
Harbor & Waterways	A3120	7	7	6	6
Maritime Services Admin	A8790	2	2	2	2
Department Total		9	9	8	8



Maritime Services

Garrett Chelius, Director

	2025			
	2024 Actual	Modified Budget	2025 Projected	2026 Budget
<u>Expenses</u>				
Salary and Wages	\$ 1,245,136	\$ 1,214,106	\$ 1,150,062	\$ 1,163,750
Employee Benefits and Taxes	96,681	97,007	89,171	89,026
Contractual Costs, Materials & Supplies	268,577	319,735	274,600	330,716
Fixed Assets	50,447	121,336	121,336	87,200
Total Expenses	\$ 1,660,841	\$ 1,752,184	\$ 1,635,169	\$ 1,670,692
<u>Revenues</u>				
Departmental Income	\$ 1,008,747	\$ 857,000	\$ 877,000	\$ 857,000
Licenses and Permits	73,515	80,000	80,000	80,000
State Aid	7,848	20,000	20,000	20,000
Total Revenues	\$ 1,090,110	\$ 957,000	\$ 977,000	\$ 957,000
Net Cost	\$ 570,731	\$ 795,184	\$ 658,169	\$ 713,692
<u>Net Cost by Fund</u>				
General Fund	\$ 521,060	\$ 676,048	\$ 539,033	\$ 633,692
Board of Trustees	\$ 49,671	\$ 119,136	\$ 119,136	\$ 80,000
Total Net Cost	\$ 570,731	\$ 795,184	\$ 658,169	\$ 713,692



Parks & Recreation

Cable T. Jamison, Director

♦ Departmental Mission:

The Town of Huntington Department of Parks and Recreation strives to enhance the quality of life and meet the ever-changing recreational needs of children and adults of all abilities by providing state-of-the-art facilities, online services, and cultural programs in a safe, well-maintained environment.

♦ Legal Authority:

Chapters 52-1 to 52-8 and Chapters 159-1 to 159-25 of the Town of Huntington Code.

♦ Operating Environment:

The Department of Parks and Recreation administers, manages, and supervises the planning of programs and projects for and on behalf of the residents of the Town of Huntington, the coordination of recreational facilities, and the development of activities on its own initiative or in cooperation with other municipalities and private citizens, associations and organizations; acts as liaison with public and private agencies and individuals to plan and promote literary, dramatic, graphic, performing and cultural arts for the residents of the Town of Huntington via demonstrations, performances and exhibits; plans special events and projects as needed, in concert with public and private agencies and individuals and monitors contractual relationships of the town with such agencies and individuals.

The Department of Parks and Recreation administers a diverse and comprehensive offering of year-round recreational programs and activities for children, teenagers, and adults as follows:

Recreation Administration Division: The Department's Recreation Administration oversees the five major divisions of Parks and Recreation, including but not limited to overall operations and collection of revenues for all Department programs and facilities. The Department administers and processes applications for Athletic Permits, Facility/Field Assignments, Special Events & Equipment Applications, and Picnic Applications. The Department compiles and disseminates Department news and the latest programs while providing access via the Department's website link at huntingtonny.gov, listing recreation programs for Summer, Fall, and Winter-Spring seasons, including access to online registrations. Recreation cards for various parks and recreation programs can be purchased at Town Hall or the Dix Hills Ice Rink. The Department also oversees the administrative operation of the Dix Hills Golf Course (9-hole) and Crab Meadow Golf Course (18-hole).

Dix Hills Park Division: The Department oversees the operation of the Dix Hills Park complex, inclusive of a seasonal outdoor pool, picnic area, two indoor ice-skating facilities, Dix Hills Adventure Camp and various Skating Camps.

Beaches Division: The Department of Parks and Recreation handles operations and staffing of the Town's 8 beaches and 2 Spray Parks, the Sgt. Paul Tuozzolo Memorial Spray Park and the Manor Park Spray Park. Operations and staffing include lifeguarding, swim instruction, and beach gate attendance. The Department provides the ability to purchase both daily and seasonal beach permits to the respective beaches online and in person at Town Hall.

Cultural Affairs Division: The Department encompasses the management of the Town's Cultural Affairs programs, including fiscal support of the Huntington Arts Council, the Huntington Summer Arts Festival and the Heckscher Museum of Art, and other non-profit cultural agencies, as well as administration of the Town's Public Art Initiative and various special projects and events.



Parks & Recreation

Cable T. Jamison, Director

Recreational Programs Division: Throughout the year, the Department offers programs and activities for children and adults. These include day and evening leisure activities such as athletic workshops, swim lessons, skateboard lessons, pickleball, and fitness programs.

During the summer months, the Department provides 7 Full-Day camps for children: Adventure Camp, Hockey Camp, Camp Gold Star, Camp Soundview (ages 5-14); Camp Bright Star (a day camp for children with disabilities ages 6 and older); Project P.L.A.Y. & St. John's Summer Camp (ages 4-12).

♦ Workload Indicators:

The workload in the Parks and Recreation Department is a function of the following:

Recreation Administration Division:

- **Daily operations of the Department of Parks and Recreation:**

Serve constituent walk-ins to the Town Hall Office; Update and process online recreation programs & activities registrations via the Department's website link at huntingtonny.gov such as Aquatic Programs; Athletic Programs; Camps & Programs; Fitness Programs; Developmentally Disabled Programs; Dix Hills Ice Rink Programs; Skate Parks; Special Events; Pickleball; Coindre Hall Programs; Coordinate with support from Suffolk County, the operation of Coindre Hall.

- **Athletic Permit Application Processing:**

The Department processes (180) athletic permits, collects fees, and works in conjunction with the Town Attorney's Office to ensure proper insurance is held by organizations seeking permits. The Department is responsible for assigning and scheduling athletic fields, lighted sports facilities (80), sports/school organizations, and youth/adult sports organizations.

- **Special Events & Equipment Application Processing:**

Major special event permits 2024 (106); permits for equipment (25); Issue signage permits for special events (6); Process Sports Tournaments events (5); Process field applications, collect fees, insurance documents, and equipment needs for the applicant.

- **Picnic Application Processing:**

Issue (73) Picnic Permits (2024). 0 were cancelled and refunded.

- **Coindre Hall:** The Town of Huntington has an agreement with Suffolk County Parks for the use of the Coindre Hall gym and classrooms. The gym is used for fitness classes, Gold Star Camp, and year-round adult sports leagues.

Dix Hills Park Division:

- **Dix Hills Ice Rink**—Operate and staff the two year-round ice rinks; oversee various hockey camps and year-round rec leagues for both children and adults; provide individual and group skating lessons; monitor free-skate; manage skate equipment rentals.
- **Dix Hills Pool** – Hire and oversee seasonal staff such as lifeguards and cashiers.
- **Dix Hills Adventure Camp:** Process applications, collect health forms, collect fees, register campers, hire and train counselors and staff, and develop summer programming and activities.
- **Dix Hills Golf Course**—The Department of Parks and Recreation collaborates with the contracted vendor(s) regarding the daily operations of Dix Hills Golf Course.



Parks & Recreation

Cable T. Jamison, Director

Beaches Division:

- Beaches provide Certified Lifeguards.
- Beaches Division sells and collects permit fees, processing more than (30,000) vehicle & (1,400) boat ramp beach permits during the summer months.
- Beaches (8): Crab Meadow; Asharoken; Hobart; Centerport; Fleets Cove; Crescent; Gold Star Battalion; Quentin Sammis/West Neck.
- Fishing Beach Only: Geissler's & Crab Meadow Beach in designated areas.
- The Sgt. Paul Tuozzolo Memorial Spray Park & The Manor Park Spray Park.

Cultural Affairs Division:

- Coordinate the Huntington Summer Arts Festival (through the Arts Council), which includes approximately 42 nights of performances for more than 50,000 residents and visitors.
- Administer more than \$1 million in annual cultural affairs grant contracts with non-profit community agencies.
- Plan and implement Public Art Initiative projects in appropriate public spaces within the Town to enhance community character, livability and celebrate Huntington's history, culture, and diversity.
- Facilitate management and preservation of various Town-owned historic properties.

Camps & Recreational Programs:

- The Department operates programs and activities for constituents year-round.
- Hire 400 to 600 summer staff for all recreational programs.
- Continue to expand the Summer Camps via promotion and stakeholder interaction.
- Staff and manage 7 full-day Camps.
- Partner with the private sector to enhance the town's recreational opportunities.
- Collaborate with the Purchasing Department and the Comptroller's Office in order to foster the RFP process for selecting new vendors.
- Community Education/Recreation program(s) children/adults.

♦ 2025 Achievements:

The Department's 2025 Accomplishments:

- Completed park improvements for Whitman Park.
- Completed park & playground improvements at Otsego Park.
- Secured funding for William Bryne Park for resurfacing tennis and pickleball courts.
- Secured additional funding for Columbia Street Park improvements.
- Secured additional funding for Koster Park improvements.

♦ 2026 Goals:

The Recreation Department is pursuing the following goals in 2026:

- Complete William Bryne Park improvements.
- Complete Columbia Street Park improvements.
- Complete Koster Park improvements.
- Upgrade lights & sound system at Chapin Rainbow Stage at Heckscher Park.



Parks & Recreation

Cable T. Jamison, Director

♦ Performance Measures:

The performance measures that will be used to measure progress toward departmental goals are as follows:

- Monitor and track attendance at all Town Camps

Camps/Programs	2022	2023	2024	2025 Estimated
Playground & Pre-School ½ day Program Full Day Camps	1000	701	576	647
Adventure & Hockey Camps	1450	1338	1288	1436

* (6) wks.: Camp Gold Star; Camp Soundview; Camp Bright Star; Project P.L.A.Y. & St. John's Camp

- Monitor & Track attendance for Athletic Workshops
- Winter/Spring/Summer/Fall 2024

Workshops	2022	2023	2024	2025 Estimated
Athletic & Beach Swim	575	185	522	366



Parks & Recreation

Cable T. Jamison, Director

			2025		
	Fund/ Division	2024 Actual	Modified Budget	2025 Projected	2026 Budget
<u>Expenses</u>					
Heckscher Amphitheater	A1624	\$ 11,828	61,300	61,300	11,300
Arts Council Administration	A7010	147,500	147,500	147,500	147,500
Recreation Administration	A7020	938,377	923,945	924,445	914,011
Dix Hills Park Administration	A7115	1,233,173	1,211,421	1,287,027	1,296,066
Playgrounds & Recreation	A7140	521,178	654,556	674,556	605,257
Recreation Fee Classes	A7141	129,944	218,615	218,615	260,611
Camp Bright Star	A7187	133,072	170,439	184,439	186,010
Beaches-Recreation	A7188	813,418	781,362	791,362	800,391
Golf Course Administration	A7193	9,264	24,468	24,468	21,530
Band Concerts	A7270	191,241	169,295	197,251	177,047
Museum-Fine Arts Heckscher	A7450	485,134	485,134	485,134	485,134
Cultural Affairs	A7460	137,250	147,050	147,050	147,050
Celebrations	A7550	6,048	10,000	10,000	10,000
Total Expenses		\$ 4,757,427	\$ 5,005,085	\$ 5,153,147	\$ 5,061,907
<u>Revenues</u>					
Park & Recreation Rec Fees	A2001	\$ 261,581	\$ 575,000	\$ 221,000	\$ 575,000
Park Revenues Corp Sponsored	A2003	-	7,500	-	7,500
Recreation Cards	A2005	71,958	100,000	50,000	100,000
Park & Recreation Fee Class	A2006	644,928	675,000	600,000	675,000
Developmentally Disabled	A2007	25,965	26,000	25,000	26,000
Dix Hills Park Rec Fees	A2008	637,075	650,000	650,000	650,000
Recreation Concessions	A2012	60,759	80,000	90,551	80,000
Beach Fees	A2025	410,226	465,000	400,000	465,000
Dix Hills Pool Fees	A2026	73,591	120,000	60,000	120,000
Golf Fees	A2051	2,331,123	1,900,000	1,900,000	2,200,000
Golf Cards	A2052	40,405	60,000	25,000	60,000
Skating Rink Fees	A2065	3,023,264	3,000,000	3,000,000	3,150,000
State Aid Dev. Disability	A3889	-	50,000	20,000	50,000
Federal Aid Project Play	A4789	35,986	48,000	35,000	48,000
Total Revenues		\$ 7,616,861	\$ 7,756,500	\$ 7,076,551	\$ 8,206,500
Net Department Costs		\$ (2,859,434)	\$ (2,751,415)	\$ (1,923,404)	\$ (3,144,593)



Parks & Recreation

Cable T. Jamison, Director

Authorized Positions	Fund/ Division	2025			
		2024 Actual	Modified Budget	2025 Projected	2026 Budget
Arts Council Administration	A7010	0	0	0	0
Recreation Administration	A7020	9	9	9	9
Dix Hills Park Administration	A7115	4	4	3	4
Playgrounds & Recreation	A7140	0	0	0	0
Recreation Fee Classes	A7141	0	0	0	0
Recreation Mentally Challenged	A7187	0	0	0	0
Beaches-Recreation	A7188	0	0	0	0
Golf Course Administration	A7193	0	0	0	0
Band Concerts	A7270	0	0	0	0
Museum-Fine Arts Heckscher	A7450	0	0	0	0
Cultural Affairs	A7460	0	0	0	0
Celebrations	A7550	0	0	0	0
Department Total		13	13	12	13

	2025			
	2024 Actual	Modified Budget	2025 Projected	2026 Budget
Expenses				
Salary and Wages	\$ 3,122,525	\$ 3,231,086	\$ 3,372,602	\$ 3,395,557
Employee Benefits and Taxes	245,481	250,565	257,111	259,761
Contractual Costs, Materials & Supplies	1,381,777	1,487,034	1,487,034	1,405,689
Fixed Assets	7,644	36,400	36,400	900
Total Expenses	\$ 4,757,427	\$ 5,005,085	\$ 5,153,147	\$ 5,061,907

Revenues				
Departmental Income	\$ 7,580,875	\$ 7,658,500	\$ 7,021,551	\$ 8,108,500
State Aid	-	50,000	20,000	50,000
Federal Aid	35,986	48,000	35,000	48,000
Total Revenues	\$ 7,616,861	\$ 7,756,500	\$ 7,076,551	\$ 8,206,500

Net Cost	\$ (2,859,434)	\$ (2,751,415)	\$ (1,923,404)	\$ (3,144,593)
-----------------	-----------------------	-----------------------	-----------------------	-----------------------

Net Cost by Fund				
General Fund	\$ (2,859,434)	\$ (2,751,415)	\$ (1,923,404)	\$ (3,144,593)
Total Net Cost	\$ (2,859,434)	\$ (2,751,415)	\$ (1,923,404)	\$ (3,144,593)



Planning & Environment

Anthony J. Aloisio, Director

◆ Departmental Mission:

The mission of the Department of Planning and Environment is to ensure safe, healthy, and productive, as well as aesthetically and culturally pleasing surroundings for all residents of Huntington; to attain the widest range of beneficial uses of the environment without degradation, the risk to health, safety or other undesirable consequences; to preserve important historic, cultural and natural aspects of our heritage and maintain an environment that supports equity, diversity, and variety of individual choice. In addition, the Department seeks to serve the public by processing land-use applications in a fair and expedient manner and also seeks to provide land-based information using cutting-edge technologies. The Department constantly strives to achieve a balance between population and resource use, which will permit high standards of living and a wide sharing of life's amenities among all the residents of the Town of Huntington, not only during this generation but also for all future generations in support of the Town's strategic goal to manage development within the Town and investments in infrastructure.

◆ Legal Authority:

Town Code, Section 52-A and New York State Town Law, Section 271 (2), New York State Town Law (NYSTL), Sections 267, 276, 277, and 278. NYS Environmental Conservation Law, Article 8 part 617. General Municipal Law, Section 247.

◆ Operating Environment:

Pursuant to Town Code, the Department of Planning & Environment is organized into three divisions as follows:

- 1) Planning:** The Department is responsible for reviewing applications and creating the record for land-use decisions. Such decisions are made by the Town Board, Planning Board, Zoning Board of Appeals, the Parks Department, the Highway Department, and, in part, the Department of Engineering Services. Preparing planning studies and reports that analyze current and future planning issues, as well as maintenance of the town Geographic Information System are all part of the duties of various staff in the Department. The Department also oversees various Economic Development activities and provides staff support to the Economic Development Corporation and the Huntington Station Downtown Revitalization Initiative. This Division also drafts most proposed changes to the Zoning Code.

New York State Town Law (NYSTL), Sections 274a, 276, 277, and 278 dictate the review and approval processes for subdivisions and site plans. Under these statutes, with time limits to hold public hearings and to approve or deny applications, the Planning Department staff works for the Planning Board to process applications for zone changes, subdivisions, and site plans.

The Department may also assist in the preparation of any Comprehensive Plans or updates pursuant to NYSTL, Section 272a and Town Code Section 52A-5.

- 2) Environmental Review:** The Environmental Review Division is responsible for providing assistance to the various boards in the Town to comply with the requirements of the New York State Environmental Conservation Law Article 8, Part 617 SEQRA (State Environmental Quality Review Act) regulations. This law establishes a mandatory decision-making process embedded within a primary administrative action that involves consideration of social, economic, and environmental



Planning & Environment

Anthony J. Aloisio, Director

factors. This Division also provides staffing assistance to several Town committees, including the Conservation Board, Environmental Open Space & Park Fund Advisory Committee, and Local Waterfront Revitalization Program Committee.

- 3) **Land Management:** The Land Management Division, in a partnership with the Town Attorney's office, is responsible for maintaining all records pertaining to the acquisition of land by the Town. The Division also creates, maintains, and expands the Town's comprehensive Geographic Information System (GIS) and all matters pertaining to the Town's land inventory.

Zoning Board of Appeals: The Zoning Board of Appeals (ZBA) staff is geographically located within the Department of Planning & Environment. However, it processes its applications separate from, and parallel to, any associated Planning applications. The ZBA is responsible for Town Code Section 198-68 that requires the Planning Department to provide technical input for the Zoning Board of Appeals applications for conditional permits within 30 days of receipt. The Zoning Board of Appeals gets its authority to consider variances and/or interpret the Code pursuant to NYSTL 267 et. sec.

Environmental Open Space and Park Fund Advisory (EOSPA) Committee: The Open Space Coordinator provides staff support to the Environmental Open Space and Park Improvement Committee. Chapter 21 of Town Code defines the Environmental Open Space and Park Fund program that is administered by the Open Space Coordinator working with the EOSPA Committee and Open Space Counsel. This has included oversight of three referenda that each generated funding for a ten-year period with a combined life value of \$60 million. Presently, funding is being provided by the continuing Open Space tax that is providing \$ 1.5 million per year (for 2024: \$100,000 for land acquisition, \$1.2 million for park improvements, \$200,000 for neighborhood enhancements, and \$0 for green projects). The EOSPA Committee also makes recommendations to the Town Board on the allocation of Neighborhood Parks funding derived from subdivision (park and playground) fees.

Conservation Board: The Huntington Conservation Board is a Town Board-appointed volunteer advisory organization. The Conservation Board reviews and provides comments to the Town Board, Planning Board, Board of Trustees, and Zoning Board of Appeals on applications for land use change that have the potential to affect Open Space Index-mapped property. In addition to its advisory review functions, the Conservation Board serves as a vital conduit for conveying environmental information on key topic areas (land use and review, marine and freshwater resources, parks, solid waste, and legislation) to Town leaders. The Conservation Board coordinates the Town Park Stewardship Program and routes data from Town Board-appointed volunteer park monitors/inspectors.

Huntington Greenway Trails Committee: The Huntington Greenway Trails Citizens Advisory Committee meets with and assists Land Management staff in mapping trails (courses, distances, features, difficulty), marking trails, defining trail uses/designations, leading hikes, monitoring trails for maintenance purposes, preparing trail guides and creating a trails plan.

Beautification Council: The Beautification Council is a Town Board-appointed volunteer advisory organization. The Beautification Council promotes various efforts and recommends actions to Town agencies and Boards that will enhance the attractiveness of the Town. Actions may include the installation of flower gardens and tree planting on municipal property and the promotion of efforts to maintain streets and other Town infrastructure.



Planning & Environment

Anthony J. Aloisio, Director

♦ Workload Indicators:

The Planning Department is responsible for:

- Process and complete applications and any mandatory SEQRA reviews for over three hundred (300) subdivision, site plans, zoning modifications, and ZBA reviews annually.
- Prepare long-term plans and support for various comprehensive planning efforts in Town, including plans for Huntington Station, the downtown Huntington Village area, the Melville Employment Center, and the Local Waterfront Revitalization Plan.
- Prepare grant applications for various state and federal programs.
- Process over six hundred (600) tree permit applications annually throughout the Town.

♦ 2025 Achievements:

The Planning Department's 2025 significant achievements include the following:

- Completed over fifty (50) environmental and application reviews for submitted land use and/or zone change requests.
- Processed over one hundred forty (140) site plan and subdivision applications submitted to the department.
- Continue to participate in numerous activities to further the efforts of Renaissance Downtowns to revitalize Huntington Station, including specific meetings regarding a Suffolk County-sponsored sewer project for the area now under construction.
- Participated in ongoing steps to prepare to receive the \$10 Million-dollar New York State Downtown Revitalization Initiative (DRI) grant awarded by the State for the Huntington Station revitalization program.
- Drafted new mixed-use land use codes for the Melville Town Center and prepared the SEQRA review.
- Furthered development of a Municipal Storm Sewer System (MS4) and GIS database to support town departments with compliance of federal, state, and local Clean Water Act reporting requirements. The Department also took over the primary responsibilities for reporting to the NYSDEC our annual MS4 progress, along with the implementation of compliance programs. The Department is also the primary liaison with professional services vendors acquired to assist in our compliance efforts.
- Continued transformation/upgrades in the manner in which all Planning Department applications are deployed on Open Gov. This includes: Zone Changes, Subdivisions, Site Plans, Transfer of Density Flow Rights (TDFRs), and Tree Permits.
- Over 115 individual requests for address labels from the public and the Town Board, resulting in additional revenue.
- Reviewed over two-hundred and fifty (250) individual applications and presentations before the Planning Board and ZBA. Ensure complete Board knowledge of all aspects of each application.
- At the request of the Town Attorney's office, consulted on various changes to the Town Zoning Code, modifying development standards in the commercial and industrial zoning districts.
- Continued solicitation of numerous grants to support varied environmental and parks projects.
- Presented EOSPA and Neighborhood Parks Fund allocation recommendations to the Town Board for thirteen (13) park improvement projects and four (4) neighborhood enhancement



Planning & Environment

Anthony J. Aloisio, Director

- Continued efforts began in 2015 with the Town Attorney and Public Safety Department to resolve private encroachments on Town properties, including parkland.
- Continued to implement goals and strategies contained in the Horizons 2020 Comprehensive Plan.
- Drafted several sections of the Draft Local Waterfront Revitalization Plan in cooperation with the NYS Department of State.
- Continued efforts to complete the Blueway Plan for nonmotorized water crafts.

♦ 2026 Goals:

The Planning Department's 2026 goals include the following:

- Continue the development of a professional staff to better serve the public.
- Continue to acquire key open space properties, coordinate the improvement of new and existing parkland and neighborhoods/streetscapes, and support green energy and efficiency projects throughout Huntington.
- Continue to improve the process and increase the number of completed Development Reviews.
- Continue to support efforts to revitalize Huntington Station.
- Continue to assist with the implementation of projects funded via the DRI grant.
- Assist in the implementation of the Melville Town Center.
- Continue activities toward completion of Draft Local Waterfront Revitalization Plan.
- Support the preparation and development of localized comprehensive plans.
- Complete the development of a Capital Projects GIS Portal for evaluating capital program goals and individual project progress.
- Support the deployment of the Open Gov common permit tracking system. Consolidation of two existing tracking systems, used separately by the Building Department and Planning Department, will result in better data management for the land development process. This year's goals include the completion of online system for all Department processes.
- Continue the effort begun in 2015 by the Town Attorney and Public Safety Department to resolve private encroachments on Town properties, including parkland.
- Continue to implement goals and strategies contained in the Horizons 2020 Comprehensive Plan.

♦ Performance Measures:

Below are the 2025 Performance measures for the Planning and Environment Department:

- Monitor the EOSPA and Neighborhood Parks funds to insure Town land acquisitions, property and neighborhood improvements are being completed in a timely fashion.
- Track and fund new EOSPA projects as per EOSPA Committee recommendation (chart below identifies funded projects).
- Create better and more efficient integrations between existing enterprise database tracking systems and the Laserfiche document management system.
- Track the number of development applications reviewed by Town staff and local agencies and utilize data to deploy staff resources.
- Identify and prioritize additional assets held by the Town's departments in a central GIS repository to improve and coordinate projects within the Town.



Planning & Environment

Anthony J. Aloisio, Director

Description	2022	2023	2024	2025 (estimated)
EOSPA Open Space Acquisitions	0	0	1	3
Park Improvement Projects	7	8	14	10
Neighborhood Enhancement Projects	4	4	2	5
Green Infrastructure Projects	1	1	0	6

- Track the number of development reviews and permits processed by the department.

Description	2022	2023	2024	2025 (estimated)
Bond Extensions	47	57	54	56
Lot Line Changes	3	8	3	16
Radius Searches	124	115	115	146
Site Plan-Pre-Application	142	94	116	130
Site Plan Application	26	38	8	8
Subdivision-Pre-Application	3	13	7	16
Subdivision-Preliminary Approval	9	7	6	20
Subdivision-Final Approval	5	9	1	16
TDFR Applications	7	11	12	10
Tree Permits	679	643	901	926
ZBA Applications	165	192	164	290
Zone Changes	12	8	5	4



Planning & Environment

Anthony J. Aloisio, Director

	Fund/ Division	2024 Actual	2025 Modified Budget	2025 Projected	2026 Budget
<u>Expenses</u>					
Planning & Manage Development	A8684	\$ 18,731	\$ 35,000	\$ 35,000	\$ 35,000
Zoning Board of Appeals	B8010	148,387	178,449	178,449	177,406
Planning Department	B8020	1,480,764	1,650,366	1,650,366	1,481,756
Planning Board	B8025	122,447	130,149	130,149	129,068
Conservation Board	B8710	-	16,199	16,199	16,148
Total Expenses		\$ 1,770,329	\$ 2,010,163	\$ 2,010,163	\$ 1,839,378
<u>Revenues</u>					
Zoning Fees	B2110	\$ 82,520	\$ 138,000	\$ 86,000	\$ 138,000
Planning Board Fees	B2115	216,456	650,000	200,000	650,000
Other Home & Comm Services	B2189	-	-	42,977	-
Other Permits-Town Engineer	B2590	78,428	90,000	40,000	90,000
Total Revenues		\$ 377,404	\$ 878,000	\$ 368,977	\$ 878,000
Net Department Costs		\$ 1,392,925	\$ 1,132,163	\$ 1,641,186	\$ 961,378

Authorized Positions	Fund/ Division	2024 Actual	2025		2026 Budget
			Modified Budget	2025 Actual	
Zoning Board of Appeals	B8010	7	7	7	7
Planning Department	B8020	17	17	15	15
Planning Board	B8025	7	7	7	7
Department Total		31	31	29	29



Planning & Environment

Anthony J. Aloisio, Director

	2024	2025	2025	2026
	Actual	Modified Budget	Projected	Budget
<u>Expenses</u>				
Salary and Wages	\$ 1,577,841	\$ 1,715,067	\$ 1,715,067	\$ 1,562,078
Employee Benefits and Taxes	120,066	135,596	136,596	119,500
Contractual Costs, Materials & Supplies	72,422	156,322	156,322	157,800
Fixed Assets	-	2,178	2,178	-
Total Expenses	\$ 1,770,329	\$ 2,009,163	\$ 2,010,163	\$ 1,839,378
<u>Revenues</u>				
Department Income	\$ 298,976	\$ 788,000	\$ 328,977	\$ 788,000
Licenses and Permits	78,428	90,000	40,000	90,000
Total Revenues	\$ 377,404	\$ 878,000	\$ 368,977	\$ 878,000
Net Cost	\$ 1,392,925	\$ 1,131,163	\$ 1,641,186	\$ 961,378
<u>Net Cost by Fund</u>				
General Fund	\$ 18,731	\$ 35,000	\$ 35,000	\$ 35,000
Part Town	1,374,194	1,097,163	1,606,186	926,378
Total Net Cost	\$ 1,392,925	\$ 1,132,163	\$ 1,641,186	\$ 961,378



Public Safety

Christopher J. Lau, Director

Departmental Mission:

The mission of the Department of Public Safety is to safeguard the Town of Huntington constituency and visitors by protecting life and property, preserving the peace, enforcing Town ordinances, and preventing crime on Town-owned property. Our goal is to deliver a professional level of public service to our residents efficiently and effectively.

♦ Legal Authority:

The Department of Public Safety was created in February 1996 by the Town Board via Resolution #1996-129. Town of Huntington Town Code, Chapter 55 establishes the Department of Public Safety and defines its powers and duties.

♦ Operating Environment:

The Public Safety Department meets the duties of protecting the health, safety and welfare of the Town of Huntington residents with the following five divisions:

- Security Division
- Park Ranger Division
- Code Enforcement Division
- Animal Control Division
- Special Services Division

Security Division: Licensed Town Public Safety Agents are responsible for the daily patrol of 77 facilities across the Town consisting of buildings, rail stations, beaches and parks. Monitoring Town properties via 24/7 Public Safety Command Center is instrumental to the success of the department. In addition, the uniformed security force is charged with the enforcement of Town of Huntington parking regulations as outlined in the parking provisions of the Uniform Traffic Code.

Park Ranger Division: New York State Department of Criminal Justice Services Certified Peace Officers are responsible for maintaining general public order and protecting town parks, beaches, and other town related facilities. Likewise, they also provide an additional measured level of security at town sponsored events and functions.

Code Enforcement Division: Responsible for enforcing the Code of the Town of Huntington and the New York State Property Maintenance Code affecting the Town through measures that emphasize compliance. This division performs investigations based on complaints as well as proactively identifying life-safety issues. The Sign Bureau as well as the Accessory and Rental Apartment Bureau are also complimentary components to the Code Enforcement Division to ensure compliance. Most violations issued by this division are adjudicated at the Town's Bureau of Administrative Adjudication (BAA) court.

Animal Control Division: Responsible for enforcing the Code of the Town of Huntington as well as state and local laws and regulations, including the Agriculture and Markets Law of the State of New York, pertaining to the control of animals. Additionally, the Huntington Animal Shelter is staffed and operated by this division.



Public Safety

Christopher J. Lau, Director

Special Services Division: Responsible for other activities that fall under the Public Safety Department's purview. In particular the Meter Maintenance Bureau performs the maintenance and repair of parking meters, peripheral equipment and related signage. The Traffic Violations Bureau is responsible for the administration of parking enforcement.

The Department, whenever possible, takes a holistic approach and integrates the inherent capabilities of Code Enforcement, Park Ranger, Security, Animal Control and Special Services to fulfil its mission. The nature of the work performed by the Department of Public safety is both proactive and reactive. The Department is proactive by enforcing state and local laws, as well as regulations within the jurisdiction of the Town at problematic locations; and reactive by responding to and investigating complaints filed by the citizens of the Town.

◆ Workload Indicators:

The workload of the Public Safety department is a function of the following:

Security Division

- Issued approximately 17,791 summonses for parking violations in 2024.
- Maintains a 24-hour security posture to include patrols across a 94 square mile operating area.
- Provides security details to all major Town related functions and special events.
- Monitors video surveillance for Town owned facilities and locations.

Park Ranger Division

- Peace Officers provide security for parks, beaches, Town facilities and functions.
- Authorized to enforce Town, County and State laws at Town related facilities.
- Provides security details for Town Board Meetings, the Bureau of Administrative Adjudication hearings, traffic court and other special events.
- Works collaboratively with the Suffolk County Police Department to enforce laws at Town parks and beaches.

Code Enforcement Division

- Performs approximately 7,300 annual investigations of potential code infractions and apartment rentals.
- Initiates approximately 5,000 new code enforcement investigations annually.
- Maintains Vacant Property registry and Short-Term Rental Registry.
- Issues Accessory Dwelling and Rental Unit permits (totaling approximately 4,200 combined).

Animal Control Division

- Dog intake in 2024: 222 of which 128 were returned to their owners.
- Adopted 49 dogs in 2024 and transferred 9 to 501 C (3) rescues.
- 2025 YTD 18 adoptions with 14 transferred to 501 C (3) rescues.
- Removes approximately 1,000 deceased animals from public areas and Town roadways within the Town of Huntington.
- Partnered with Veterinary Emergency Group of Commack for afterhours interim care of injured animals in Huntington.



Public Safety

Christopher J. Lau, Director

- Partnered with the Suffolk County Health Department as a county storage and coordination center for animals suspected to be rabies positive, facilitating county-wide rabies testing.
- Active sponsor and supporter of the Give a Dog a Dream 501-C (3) charity.
- Joined the Suffolk County Shelter Alliance for the review, discussion, and implementation of pending NYS Agricultural and Markets law reform.

Special Services Division

- Maintains more than 619 metered parking spaces within Huntington Village and LIRR Commuter parking lots in E. Northport, Greenlawn, Huntington Station and Cold Spring Harbor.
- Responsible for the deployment of traffic related signage and continued maintenance of existing infrastructure.
- Facilitates the administrative operations of the Traffic Violations Bureau and the Town traffic court.

♦ 2025 Achievements:

- The Department continues to embrace the evolution of technology to improve both security and business functions. Mobile vehicle mounted license plate readers and hand-held scanners have improved efficiency of the work flow as well as providing an additional layer of officer safety in the field.
- The expansion of the security camera systems across Town parks, beaches and facilities serves as a layered approach to ensuring public safety in coordination with the Suffolk County Police Department.
- The Security Division continues to take on new and varied responsibilities for safeguarding Town properties and facilities. With the award of a NYS Law Enforcement Grant, the Security Division will continue to search for and deploy the latest technologies to further improve operations.
- The Park Rangers continue to focus on enhancing their capabilities to provide safety and security for the Town.
- The Passport mobile parking app. continues to benefit town residents who are not commuting daily with an option to park without purchasing a commuter permit for LIRR train stations in E. Northport, Greenlawn, Huntington Station and Cold Spring Harbor.
- The Code Enforcement Bureau launched their new online case management system in OpenGov, marking a stark improvement in initiating, investigating and closing investigations.
- The Sign Bureau was also brought into the OpenGov online permit system, enhancing the capabilities of the bureau to ensure customer service.
- Animal Control continues to successfully care for and rehabilitate dogs for adoption. Animal Control is eager to continue their successful Transfer program, saving dogs at risk of euthanasia from local shelters and including them in the Town of Huntington's immersive socialization program.



Public Safety

Christopher J. Lau, Director

◆ 2026 Goals:

- The Security Division will continue the expansion and upgrade of video monitoring capabilities at Town of Huntington parks and beaches, in addition to acquiring mobile camera systems for deployment at special events and areas of concern throughout the Town.
- In furtherance of the Park Ranger program, it is anticipated that the department will create and hire a supervisory park ranger (e.g. Park Ranger II) to provide first line supervision of the program.
- Renovations at the Town Animal Shelter are of paramount importance to ensure it is in compliance with the anticipated changes to NYS Agricultural and Markets laws governing such facilities.
- Code Enforcement will continue to bring the various sections of the division into the OpenGov:
 - Animal Shelter case management will be brought into OpenGov.
 - Full deployment of the OpenGov system within the Sign Bureau, offering online access to permits and renewals.
- Refresh the Public Safety vehicle fleet, some of which are approaching in excess of 20 years in service.

◆ Performance Measures:

The performance measures that are used to measure progression towards departmental goals are as follows:

- Monitor the number of code violations in the Town of Huntington.

Description	2023	2024	2025 (estimated)
Code Enforcement Notices of Violation issued (BAA)	847	861	365 to date

- Monitor and maintain the number of animal adoptions.

Description	2023	2024	2025 (estimated)
Animal Adoptions	64	58	32 to date

- Monitor and track the number of parking summonses issued.

Description	2023	2024	2025 (estimated)
Parking Summonses	11,046	17,971	6,700 to date
			18,870 projected



Public Safety

Christopher J. Lau, Director

			2025		
	Fund/ Division	2024 Actual	Modified Budget	2025 Projected	2026 Budget
<u>Expenses</u>					
Traffic Violations Board	A1130	\$ 188,362	\$ 100,730	\$ 100,730	\$ 100,000
Public Safety Administration	A3010	3,602,981	3,590,764	3,590,764	3,679,611
Control of Animals	A3510	1,150,970	1,181,212	1,186,212	1,199,004
Code Enforcement-Safety Inspect	A3621	354,297	371,890	376,890	385,126
Handicapped Enforcement Prog	A6010	-	77,003	77,258	-
Rental Registration	B3621	96,635	93,022	93,022	94,583
Zoning & Building Inspections	B3622	1,007,561	1,077,599	1,087,599	1,073,736
Accessory Apartment Compliance	B8036	248,336	286,081	288,081	292,496
Total Expenses		\$ 6,649,142	\$ 6,778,301	\$ 6,800,556	\$ 6,824,556
<u>Revenues</u>					
Other Public Safety Income	A1589	\$ 88,289	\$ 100,000	\$ 100,000	100,000
Parking Meter Fees	A1740	946,613	900,000	900,000	900,000
Dogs Other	A2543	10,306	12,000	12,000	12,000
Fines & Forfeited Bail	A2610	753,938	275,000	550,000	325,000
Parking Violation Fines	A2611	1,347,707	1,000,000	1,000,000	1,250,000
Sale Abandoned Vehicles	A2666	6,860	-	-	-
Rental Registration	B2412	314,294	375,000	250,000	375,000
Accessory Apartment Permits	B2555	153,245	650,000	650,000	650,000
Accessory Apartment Penalties	B2559	(125)	10,000	-	10,000
Sign Permits	B2595	266,993	300,000	260,000	300,000
Total Revenues		\$ 3,888,120	\$ 3,622,000	\$ 3,722,000	\$ 3,922,000
Net Department Costs		\$ 2,761,022	\$ 3,156,301	\$ 3,078,556	\$ 2,902,556



Public Safety

Christopher J. Lau, Director

Authorized Positions	Fund/ Division	2025			
		2024 Actual	Modified Budget	2025 Actual	2026 Budget
Traffic Violations Board	A1130	0	0	0	0
Public Safety Administration	A3010	26	27	25	27
Control of Animals	A3510	8	9	8	8
Code Enforcement-Safety Inspect	A3621	3	3	3	3
Handicapped Enforcement Prog	A6010	0	0	0	0
Rental Registration	B3621	1	1	1	1
Zoning & Building Inspections	B3622	12	12	12	12
Accessory Apartment Compliance	B8036	3	3	3	3
Department Total		53	55	52	54

	2025			
	2024 Actual	Modified Budget	2025 Projected	2026 Budget
Expenses				
Salary and Wages	\$ 5,773,213	\$ 5,846,212	\$ 5,868,212	\$ 5,914,638
Employee Benefits and Taxes	447,315	462,838	463,093	452,470
Contractual Costs, Materials & Supplies	354,959	380,451	380,451	380,448
Fixed Assets	73,655	88,800	88,800	77,000
Total Expenses	\$ 6,649,142	\$ 6,778,301	\$ 6,800,556	\$ 6,824,556

Revenues				
Departmental Income	\$ 1,349,196	\$ 1,375,000	\$ 1,250,000	\$ 1,375,000
Licenses and Permits	430,419	972,000	922,000	972,000
Fines & Forfeitures	2,101,645	1,275,000	1,550,000	1,575,000
Sale Prop/Comp Loss	6,860	-	-	-
Total Revenues	\$ 3,888,120	\$ 3,622,000	\$ 3,722,000	\$ 3,922,000

Net Cost	\$ 2,761,022	\$ 3,156,301	\$ 3,078,556	\$ 2,902,556
-----------------	---------------------	---------------------	---------------------	---------------------

Net Cost by Fund				
General Fund	\$ 2,142,896	\$ 3,034,599	\$ 2,769,854	\$ 2,776,741
Part Town	618,126	121,702	308,702	125,815
Total Net Cost	\$ 2,761,022	\$ 3,156,301	\$ 3,078,556	\$ 2,902,556



Receiver of Taxes

Jillian Guthman, Tax Receiver

◆ Departmental Mission:

The Office of Receiver of Taxes is responsible for keeping the tax warrant issued by Suffolk County until the warrant expires and is delivered to the Suffolk County Comptroller. Taxes are collected by the Town based on the warrant issued for the current tax year. The Receiver of Taxes also performs additional varied duties many of which are imposed by law in furtherance of the tax collection process.

◆ Legal Authority:

The Receiver of Taxes derives authority from Section 37 of Town Law, the Suffolk County Tax Act, and the Real Property Tax Law.

◆ Operating Environment:

The Office of Receiver of Taxes is primarily responsible for processing tax payments received from residents, banks, and businesses for properties within the Town of Huntington. The Office faces many challenges on a day-to-day basis and operates with minimal staff to perform its work. The Tax Office experiences a high level of direct contact with the public, particularly throughout the course of the tax collection process, causing an increase in the volume of phone calls and written correspondence that must be answered and issues that must be resolved.

◆ Workload Indicators:

The Town of Huntington Tax Warrant for 2024-2025 totaled \$1,228,653,480.53, of which \$1,194,153,532.00 was collected. Approximately 42,000 tax bills were printed and mailed directly to residents, commercial property owners, and mortgage companies that do not utilize our automated payment system. Approximately another 32,000 information copies of tax bills were sent to property owners with mortgage escrow accounts, third-party information copies, snowbird copies, and multi-owner copies.

The Tax Office collects for nine school districts, nine library districts, thirteen fire districts, one refuse district, three water districts, two town sewer districts, and two county sewer districts. In addition, the office collects for two ambulance districts, three Business Improvement Districts, the County Tax, County Police Tax, County MTA Tax, Out of County Community College Tax, Suffolk County Community College Tax, and all Town of Huntington general and special district taxes.

The Tax Office collects pro-rata taxes for exemptions removed when a property is transferred. For 2024-2025, 342 exemptions were removed, adding back \$766,711.06 in taxes. The Tax Office collects unpaid water charges for the Dix Hills, Greenlawn, and South Huntington Water Districts, as well as Suffolk County Water Authority. The 2024-2025 there were 5,359 water re-levies totaling \$1,287,351.44. Thirty-three properties carried a Cleanup Rubbish charge in the amount of \$28,573.55 as reimbursement to the Town for unsafe properties cleaned up by the Town and billed to the property owner. For the year 2024-2025, the tax billing process included blight abatement charges in the amount of \$50,000.00. 2024-2025 County sewer re-levy charges for the year there were 321 Sewer charges in the amount of \$345,542.03.

New York State Law requires the Tax Office to notify property owners if taxes from a prior year remain unpaid; said notifications were issued during 2024-2025 as reported from the County Comptroller.

The majority of all tax payments are paid by mail. On average, over 1,000 tax payments are received each day in December and January during the prime payment period, with similar mail volume realized in the second half of May. Legally required and courtesy notices of unpaid taxes are issued various times during the year.



Receiver of Taxes

Jillian Guthman, Tax Receiver

In 2024-2025, 491 checks were returned unpaid (bounced), representing \$4,673,001.94 in canceled payments. Refunds for overpayment and duplicate payments of taxes on 480 properties due to taxpayer error, as well as adjustments due to Small Claim Reviews and Tax Certiorari actions in 2024-2025, totaled \$1,500,616.04. Adjustments totaling (\$4,994,192.78) were made to parcels due to Small Claims Reviews (SCAR), COE'S, and Tax Certiorari actions, causing 1,098 adjusted bills to be created and mailed to property owners. Approximately 178 duplicate payments were issued by taxpayers attempting to pay property taxes already paid. In addition, 145 payments received but postmarked beyond May 31st, were returned to sender. A thorough review is undertaken before processing all canceled payments, adjustments, refunds, and prior paid returns. Additionally, the Office updates 1,550-2,500 records for new ownership as well as prints and mails tax bills throughout the year.

In addition to the tax collection function, the Tax Office collects water usage bills and posts payments for the Dix Hills Water District, approximately 6,800 water bills quarterly.

♦ 2025 Achievements:

- Expedited speed of processing payments.
- Provided unique opportunities for students of varying abilities to contribute to the Office.
- Provided educational internship opportunity to local high school students.
- Hired seasonal employees that helped us meet the increased needs of the public during peak periods.
- Provided referral to resources to individuals experiencing financial distress and other challenges
- Served as a frontline liaison to residents having challenges addressing issues with Town departments.
- Continued use of bulk postage options to reduce the cost of postage incurred. We also assisted Town departments with large mailings to reduce Town postage costs incurred.
- Expanded email notification system with more participants.
- Identified residents eligible for STAR and Enhanced STAR exemptions and other property tax exemptions and provided information to secure same, as well as responded to inquiries on various topics related to property.
- A new online payment processing system, CSG Forte, was implemented, resulting in the successful handling of 15,058 payments totaling \$137,890,492.74.
- Improved e-check processing with enhanced reviews to identify taxpayer errors that could lead to bounced checks.
- Lowered credit card processing fees; all credit cards accepted in-office.

♦ 2026 Goals:

- The Receiver of Taxes desires to continue to provide exemplary service to constituents in a cost-efficient and transparent manner.
- Secure sufficient staffing to meet the volume of work.
- Continue to provide reference resources to taxpayers.
- Cross-training.
- Increase utilization of website.

♦ Performance Measures

- Track the number of outreach efforts made throughout the year.
- Track payments by payment method utilized.



Receiver of Taxes

Jillian Guthman, Tax Receiver

		2025			
	Fund/ Division	2024 Actual	Modified Budget	2025 Projected	2026 Budget
<u>Expenses</u>					
Receiver of Taxes	A1330	\$ 855,801	\$ 891,603	\$ 909,848	\$ 923,578
Total Expenses		\$ 855,801	\$ 891,603	\$ 909,848	\$ 923,578
<hr/>					
Net Department Costs		\$ 855,801	\$ 891,603	\$ 909,848	\$ 923,578

		2025			
	Fund/ Division	2024 Actual	Modified Budget	2025 Actual	2026 Budget
<u>Authorized Positions</u>					
Receiver of Taxes	A1330	8	8	6	8
Department Total		8	8	6	8

		2025			
		2024 Actual	Modified Budget	2025 Projected	2026 Budget
<u>Expenses</u>					
Salary and Wages		\$ 682,308	\$ 725,596	\$ 743,841	\$ 748,702
Employee Benefits and Taxes		52,683	57,907	57,907	57,276
Contractual Costs, Materials & Supplies		118,470	107,100	107,100	116,600
Fixed Assets		2,340	1,000	1,000	1,000
Total Expenses		\$ 855,801	\$ 891,603	\$ 909,848	\$ 923,578
<hr/>					
Net Costs		\$ 855,801	\$ 891,603	\$ 909,848	\$ 923,578
<hr/>					
<u>Net Cost by Fund</u>					
General Fund		\$ 855,801	\$ 891,603	\$ 909,848	\$ 923,578
Total Net Cost		\$ 855,801	\$ 891,603	\$ 909,848	\$ 923,578



Town Attorney

James E. Gathman, Town Attorney

Departmental Mission:

The Town Attorney's primary mission is to provide legal representation for the Town Board, Board of Trustees, Zoning Board of Appeals, Planning Board, Board of Assessment Review, Special Improvement Districts, and all Town Officers in their official capacities in all actions, proceedings, undertakings, and activities in which the Town of Huntington or the Board of Trustees is concerned or involved, and to develop or revise the Town Code to provide quality services and to enhance economic development.

♦ Legal Authority:

This includes New York State Town Law, Section 20(2), Chapters 64 and A203 of the Huntington Town Code, and all other applicable laws and rules.

♦ Operating Environment:

The Town Attorney's Office is comprised of attorneys with various specialized skill sets to handle a variety of legal issues, as follows:

- **Judgment & Claims:** Evaluate claims for settlement or litigation. Thoroughly investigate all tort claims against the Town, its agencies, and officers, and provide recommendations to the Town Board regarding the handling of claims.
- **Board of Trustees:** Provide legal representation and services to the Huntington Board of Trustees. Control the management of properties leased by the Board of Trustees, and oversee the administration of Trustee lands.
- **General Legal Representation:** Represent the Town in all legal matters, including tort litigation, labor issues, real estate matters, and contract negotiations. Advise the Town Board and Huntington Board of Trustees in the day-to-day operation of government and other matters.
- **Legislation:** Prepare, review, and recommend all Town ordinances, local laws and, proposed and enacted amendments to the Town Code, and related public notices and resolutions.
- **Prosecution:** Prosecute violations of the Huntington Town Code in District Court and the Town of Huntington Bureau of Administrative Adjudication, as well as violations of the Traffic Code at the Traffic Violations Bureau.

♦ Workload Indicators:

- The office handled 1169 files in 2024 and 491 files this year (as of 6/30/25) (this includes files opened for contracts).
- Handle bodily injury and property damage claims. The number of claims received has steadily increased each year.
- Manage the Town's overall insurance programs, identifying risk exposures, evaluating/analyzing risks, selecting the best techniques for treating identified risks via the procurement of insurance policies and self-insurance programs and regularly evaluating and monitoring these programs.



Town Attorney

James E. Gathman, Town Attorney

- Prepare, review, and recommend Town ordinances, local laws, proposed amendments, public notices, and resolutions.
- Review agendas and resolutions for legal sufficiency for all Town Board Meetings.
- Render formal legal opinions for all Town Departments and Special Improvement Districts upon request.
- Concentrate law enforcement efforts on blighted, vacant, and deteriorated properties, with an aim toward removing blighted conditions and repurposing substandard properties, thereby returning them as assets to their local communities.
- Work on various Town contracts, agreements, and closings.
- Assist Town FOIL Officers regarding document assembly for FOIL responses.
- Review Town contracts for proper execution, as well as insurance and surety bond compliance.
- Review and process applications for Special Event Permits, Chapter 91 Permits (Carnivals, Circuses, Fairs, and Amusement Events), and Uses of Town Facilities.
- Review and process applications to engage in motion picture, television, and still photography production on the Town of Huntington and/or Town of Huntington Board of Trustees property or facilities.
- Review and process applications for a permit to operate unmanned aircraft systems within the borders of any real property owned, used, or leased by the Town of Huntington.
- Serve as voting and nonvoting members on various Town boards and committees, including but not limited to the Plumbing Advisory Board, Golf Advisory Committee, Memorial Review Committee, Advisory Committee on Energy Efficiency, Renewables & Sustainability (ACEERS), Affordable Housing Advisory Board, Citizen's Advisory Committee for Persons with Disabilities, Community Benefits Agreement (CBA) Advisory Committee, Give a Dog a Dream, Inc., Youth Board, Huntington Youth Bureau Development Institute, Inc., Beautification Fund Committee, Economic Development Corp., Opioid & Addiction Task Force, Board of Directors for the Huntington Cultural Affairs Institute, Inc., Huntington Human Services Institute, Inc.
- Assist various Town departments in filing grant applications, executing grant agreements, and obtaining grant awards.
- Monitor State and Federal legislation impacting Town operations.

♦ 2025 Achievements:

- Manage the Zoning and Planning Board final approvals on the Indian Hills development, as well as research and review case law and legal filings relative to two lawsuits filed by neighbors against the Zoning and Planning Boards.
- Assist and monitor outside counsel regarding the Indian Hills, Wesp, and Fort Salonga Property Owners Article 78 litigation.
- Review and prepare all Maritime Department licensing agreements.
- Review all covenants and restrictions required by the Planning Board and the Zoning Board.
- Recovered \$69,512.39 in outstanding excess worker's compensation reimbursements.
- Tracked membership on Town boards, committees, and task forces to ensure that vacancies are filled and that each board, committee, and task force has its entire complement of members.
- Filed a number of pre-answer motions to dismiss in meritless personal injury lawsuits against the Town of Huntington, resulting in the expeditious resolution of such matters.



Town Attorney

James E. Gathman, Town Attorney

- Prosecuted code violations in District Court, with a focus on residential properties that are non-owner occupied and deemed nuisances due to overcrowded, deteriorated, unsafe, and illegal use conditions as unpermitted apartments, with the objective of bringing these properties into compliance with the Town Code.
- Approximately 29 blighted properties are currently being acted upon, with 4 additional properties entering into Restoration Agreements; 4 blighted properties have been resolved to date.
- Improved quality of life conditions by enforcing the blight and rental permitting of properties sections of the Town Code, as well as addressing “zombie houses.”
- Engaged in various actions concerning Town property, including the negotiation and drafting of various license agreements.
- Significantly decreased backlog of Traffic Violations matters.
- In 2024, the BAA generated \$1,069,257.94, which includes fines for pleas, defaults, and permit fees. We almost tripled the amount collected by the BAA in 2024 compared to prior years.
- \$58,627.58 collected in subrogation/recovery claims in 2024.
- Ten years of loss runs (personal injury/property damage cases) were prepared internally (saving \$50,000 by not using outside services) and presented to the Town’s insurance broker to assist in obtaining insurance coverage. This resulted in a 14% decrease in the Town’s insurance premium which equates to roughly \$120,000 annually.
- The vehicle fleet list was updated with the insurance company resulting in a substantial decrease in premiums.
- Denied 71 claims for property damage after investigations in 2024.
- Amended the Town’s Traffic Code which will allow traffic enforcement to be efficient and more lucrative.
- The settlement of the 1-4 dioxane cases for the water district in the amount of approximately \$3 million.
- Settlement of same fairly old PI cases.
- Settled Town of Huntington v. L.K. McLean Associates, P.C. a/k/a Louis K. McLean Associates Engineers & Surveyors, P.C., Bellingham Marine a/k/a Bellingham Marine Industries. Inc. a/k/a Concrete Flotation Systems, Inc., and Terry Contracting, recovering \$1,525,000
- Assisted in the administration and execution of Downtown Revitalization Initiative (DRI) grants.

◆ 2026 Goals:

The Town Attorney’s Office has established certain goals that are in the process of being implemented. They include, but are not limited to:

- Continue oversight over Traffic Violations Bureau so as to reduce defaults and unpaid fines and surcharges.
- Continue to draft legislation to amend the Town Code to maintain the quality of life for residents.
- Continue to concentrate efforts on blighted and vacant properties in the Town, where the need exists, and work to have the blight removed so that they are repurposed as beneficial additions to the local community.
- Conduct general review of the Town Code to ensure that laws have sufficient clarity and specificity.
- Review the Zoning Code to consider uses that are not currently contemplated.



Town Attorney

James E. Gathman, Town Attorney

- Continue revisions to Town of Huntington Policy & Procedure Manual.
- Closely monitor all matters being handled by outside counsel to ensure competent representation and value for the Town and taxpayers.

◆ Performance Measures:

The performance measures that will be used to measure progression towards departmental goals are as follows:

- Track the number of amendments to the Town Code made each year.

	2024	As of 6/30/2025
Number of Amendments (adopted)	57	12

- Track and monitor litigation, summonses, and contracts.

Litigation: Number of Negligence Claims filed (exclusive of Article 78, Declaratory Judgment Actions, etc.)	2024	As of 6/30/2025
Parking Summons - Prosecuted / Processed	14,974	4,619
Criminal Summons – Prosecuted / Processed	22	6
Contracts – Negotiated / Drafted	520	302
Cases sent to the Bureau of Administrative Adjudication	1,215	853



Town Attorney

James E. Gathman, Town Attorney

		2025			
	Fund/ Division	2024 Actual	Modified Budget	2025 Projected	2026 Budget
<u>Expenses</u>					
Town Attorney	A1420	\$ 2,560,932	\$ 3,220,884	\$ 3,222,184	\$ 2,907,572
Judgements and Claims	A1930	325,629	1,710,507	1,710,507	550,000
Town Attorney	B1420	43,354	58,196	58,196	48,060
Total Expenses		\$ 2,929,915	\$ 4,989,587	\$ 4,990,887	\$ 3,505,632
<u>Revenues</u>					
Town Attorney Fees	A1265	-	50,000	50,000	50,000
Film Permits	A2592	12,196	60,000	60,000	60,000
Sale of Property	A2660	-	-	2,800	-
Total Revenues		\$ 12,196	\$ 110,000	\$ 112,800	\$ 110,000
Net Department Costs		\$ 2,917,719	\$ 4,879,587	\$ 4,878,087	\$ 3,395,632

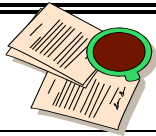
		2025			
	Fund/ Division	2024 Actual	Modified Budget	2025 Actual	2026 Budget
<u>Authorized Positions</u>					
Town Attorney	A1420	10	11	9	13
Department Total		10	11	9	13



Town Attorney

James E. Gathman, Town Attorney

	2025			
	2024 Actual	Modified Budget	2025 Projected	2026 Budget
<u>Expenses</u>				
Salary and Wages	\$ 1,396,013	\$ 1,875,717	\$ 1,877,017	\$ 1,721,302
Employee Benefits and Taxes	106,853	142,149	142,149	139,330
Contractual Costs, Materials & Supplies	1,424,796	2,969,721	2,969,721	1,643,000
Fixed Assets	2,253	2,000	2,000	2,000
Total Expenses	\$ 2,929,915	\$ 4,989,587	\$ 4,990,887	\$ 3,505,632
<u>Revenues</u>				
Departmental Income	-	50,000	50,000	50,000
Licenses and Permits	12,196	60,000	60,000	60,000
Sale of Property/Compensation for Loss	-	-	2,800	-
Total Revenues	\$ 12,196	\$ 110,000	\$ 112,800	\$ 110,000
Net Cost	\$ 2,917,719	\$ 4,879,587	\$ 4,878,087	\$ 3,395,632
<u>Net Cost by Fund</u>				
General Fund	\$ 2,874,365	\$ 4,821,391	\$ 4,819,891	\$ 3,347,572
Part Town	43,354	58,196	58,196	48,060
Total Net Cost	\$ 2,917,719	\$ 4,879,587	\$ 4,878,087	\$ 3,395,632



Town Clerk

Andrew P. Raia, Town Clerk

◆ Departmental Mission:

The core mission of the Town Clerk's office is to provide reliable, efficient, and personalized service to all who require our assistance. The Town Clerk serves as Clerk to the Huntington Town Board, Registrar of Vital Statistics, Records Management Officer, Licensing Agent for New York State and the Town, Commissioner of Special Elections within the Town, and the Town's Marriage Officer. Collectively, the department issues tens of thousands of permits, licenses, and certified records and assists thousands of Town residents and non-residents each year.

The office also works closely with most other departments within Town Hall, as many of the permits/licenses we issue require coordination with, and impact the operations of, other Town offices.

Additionally, due to the broad nature of the subject matter handled by this department, the Town Clerk's office has always been viewed as a dependable partner in providing members of the public with accurate and reliable information to help address their needs.

◆ Legal Authority:

The Town Clerk's office operates under dozens of Chapters of New York State law and the Huntington Town Code.

The many responsibilities delegated by the state derive from sections of New York State Town Law; Public Health Law; Municipal Home Rule Law; Domestic Relations Law; Public Officers Law; Vehicle and Traffic Law; General Municipal Law; General Business Law; Arts and Cultural Affairs Law; Alcoholic Beverage Control Law; Environmental Conservation Law; Agriculture and Markets Law; Civil Practice Law and Rules; Civil Service Law; and Local Finance Law, among others.

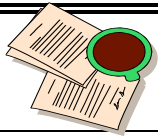
Additionally, the Town Clerk's office is assigned the responsibility of issuing numerous Town permits/licenses via Chapters 64A, 91, 92, 96, 98, 115, 117, 130, 132, 137, 141, 149, 150, 166, 169, 180, and 183 of the Huntington Town Code. As the Code is amended continuously throughout each year, these changes can add to/increase the volume of permits and licenses this office issues.

Further, pursuant to NYS Public Officers Law and Town Board directive, the Town Clerk processes requests submitted under the Freedom of Information Law (FOIL). While FOIL requests are submitted to every department, this office receives a particularly large volume of these each year.

◆ Operating Environment:

General Operations/Licensing Agent:

As the Town's Licensing Agent, the Town Clerk's office issues many different permits/licenses on behalf of both New York State and the Town of Huntington. Everyday examples include marriage licenses, commuter parking permits, disability parking permits, dog licenses, and shellfish permits, among others. Numerous requests/questions pertaining to these are received daily, and the department interacts directly with members of the public each day. In addition to providing in-person assistance,



Town Clerk

Andrew P. Raia, Town Clerk

staff members assist individuals via phone, email, mail, and facsimile. As the office handles a wide range of topics, a thorough knowledge of relevant laws and regulations at both the state and local levels is essential.

Records Management Program:

New York State mandates that each Town implement and maintain a Records Management Program for the storage, preservation, and protection of the municipality's records. The Town Clerk, by state statute, is designated the Town's Records Management Officer. To assist in these responsibilities, the state issues a Records Retention schedule for the Town to follow. The schedule previously utilized was entitled "MU-1"; however, this was superseded in 2020 by the current "LGS-1" schedule. In addition to updating the lengths of time particular records must be kept, LGS-1 consolidated and/or eliminated certain categories of records contained in the MU-1 schedule.

Inevitably, the lack of physical storage space has reached an inflection point, and efforts to store records electronically continue to be pursued. Town Board Resolution 2019-665 was adopted unanimously by the Huntington Town Board on December 17, 2019, authorizing this policy. The services of the Town's Department of Information Technology (IT) have been instrumental in the initial phases of this endeavor.

Indeed, the original database which tracked the location and retention periods of all records was created in 1987, and as time progressed, the system's ability to adapt to the times has not. With the assistance of IT, a migration of this data into the records depository Laserfiche was undertaken in 2022, and efforts to fine-tune this project continue to the present day. Currently, all records generated through the online permitting program OpenGov are automatically deposited into Laserfiche as electronic records, obviating the need to retain them as paper records.

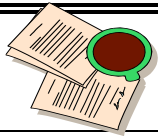
Archives:

The Town's Archives serves as a "crown jewel" within Town Hall, and it attracts many visitors and groups interested in taking a tour. Additionally, several exhibits are established throughout the year that focus on a particular aspect of the Town's history and development. It is through these initiatives that the public can educate itself on the storied history of this Town and the surrounding areas. Further, the Archives participates in many historical events throughout the Town, in conjunction with the Town Historian and local historical organizations.

Research requests are continuously received, and from June 2024 through June 2025, we received 786 such requests by email/phone. So effective has our Outreach Program been, that it is used as a model by the New York State Department of Education for other municipalities to emulate. Moreover, our "Guide to the Archival Records and Manuscripts of the Town of Huntington" is used in workshops given by the NYS Archives across the entire state.

Clerk to the Town Board:

The Town Clerk is assigned this responsibility by virtue of New York State Town Law, Section 30. In this capacity, the Town Clerk must attend all meetings of Huntington's Town Board, Board of Trustees, and Coastal Erosion Hazard Board of Review and keep a complete and accurate record of these



Town Clerk

Andrew P. Raia, Town Clerk

proceedings. This entails preparing meeting agendas, finalizing resolutions, filing local laws with the NYS Secretary of State, overseeing the compilation of verbatim meeting minutes, and preserving written comments submitted by the public in connection with all Public Hearings. Additional Town Board duties are assigned to the Town Clerk through NYS Municipal Home Rule Law, other sections of NYS Town Law, and provisions of the Suffolk County Code and the Huntington Town Code. In short, the Town Clerk's office plays a vital function before, during, and after each of these meetings.

Registrar of Vital Statistics:

New York State Public Health Law §4120 designates every city, town, and village as a "primary registration district," meaning that each municipality is responsible for registering all births and deaths which occur within its boundaries. In tandem, the law mandates that each of these districts appoint a Registrar of Vital Statistics to oversee this process, and the Town Clerk has been designated as Huntington's Registrar (as well as the Registrar for the Villages of Asharoken, Huntington Bay, and Lloyd Harbor).

Given that our Town has a hospital in it, as well as a number of hospice/assisted living facilities, we have a large number of births and deaths which occur. Every infant born within the Town of Huntington has their birth certificate filed with this office, and the same applies to death certificates of those who pass away within the Town. The only exceptions are births/deaths which occur within the Village of Northport or at the United States Department of Veterans Affairs facility on Middleville Road. As hospitals in neighboring municipalities continue to close/limit the operations of their maternity wards, the number of births continues to increase at Huntington Hospital. A recent uptick in surrogacy births has added a new dimension to these responsibilities. This department also keeps records of all homebirths, as well as all Acknowledgements of Parentage which are filed. Additionally, corrections for certain errors on birth and death certificates are processed here.

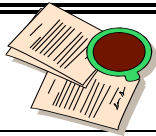
Further, before an individual who passes away in the Town of Huntington can be laid to rest, a burial/transit permit must be issued by this office. Previously, the process of signing/registering death certificates and issuing burial permits was done entirely on paper, requiring the physical signature of the attending physician, funeral director, and registrar. Beginning in 2017, and assuming full force and effect in 2020, all deaths must be registered electronically into the state-run Database of Vital Events (DAVE), formerly known as EDRS. This electronic system allows for a much quicker, more reliable, and more efficient process, as all parties can complete their portion remotely.

Moreover, the Town Clerk's office must process all requests for certified copies of birth, death, and marriage transcripts. These requests are mainly submitted by individuals, government agencies, funeral homes, and legal offices. The process of issuing these documents is governed by New York State law and rules and regulations promulgated by the New York State Department of Health.

◆ Workload Indicators:

Registrar and Licensing Agent:

Through the first six months of 2025, the department issued over 1,800 various licenses, nearly 10,000 permits, and more than 8,000 birth, death, and marriage transcripts. Such licenses and permits include



Town Clerk

Andrew P. Raia, Town Clerk

Commuter Parking Permits, Disability Parking Permits, Dog Licenses, Bingo and Games of Chance Licenses, Carter Licenses, Marriage Licenses, Shellfish Permits, Landscaping Licenses, Collateral Loan Broker Licenses, One-Day Marriage Officiant Licenses, and Taxi, Peddler, and Tow Truck Licenses.

Town Board Meetings and Administration:

This reflects operations pertaining to the Town Board, Board of Trustees, and Coastal Erosion Hazard Board of Review meetings. Said operations include the filing of Local Laws with the New York State Secretary of State, publication of legal notices in the Town's official newspapers, processing of Change of Zone Applications, and certification of documentation relating to financial bonds, among other responsibilities. The department also prepares and finalizes meeting agendas, and once resolutions are passed by the Board(s), they are "conformed" by this office, distributed to the proper authorities, and posted on the Town's website.

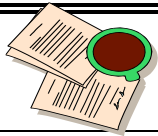
In addition to the above, the Town Clerk oversees purchasing Town Code books, Zoning Code books, verbatim transcripts of meeting minutes, and miscellaneous expenses associated with supplies and organization. The chart contained in the "Performance Measures" section (further below) provides an itemized description.

Records Management Center:

Between June 21, 2024, and June 20, 2025, 1,298 boxes were moved to and from the Records Center, 972 boxes were destroyed in accordance with the LGS-1 Records Retention Schedule, 1,543 retrievals and deposits were made, and 989 searches were performed for the various departments within Town Hall (all increases from the previous year). The Archives also saw 25 boxes of permanent records added to its files and 786 research requests submitted.

◆ 2025 Achievements:

- Installed a new elevator/lift in the Town's Jo-Ann Raia Archives and Records Center. After securing a \$125,000 grant, the lift was successfully installed at a cost of around \$80,000. The Town Clerk is currently working with New York State to repurpose the remaining funds for records restoration programs.
- A contract has been executed with the software vendor GovPilot to replace our current and aging program (MaxxClerk). Consequently, numerous meetings have been held with GovPilot concerning the deployment of several modules, and significant progress has been made in their public roll-out.
- In addition to GovPilot, the OpenGov software program is being utilized to provide the public the ability to purchase additional permits/licenses online. OpenGov has been used to build-out many of the department's permits, which are near completion and ready to go "live."
- Working with the Department of Public Safety and Department of Information Technology, our office has developed a new commuter parking permit module which will allow residents to apply for these permits online. Additionally, we have phased out physical parking stickers entirely while transitioning to this electronic permitting system.



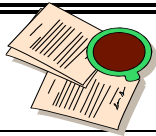
Town Clerk

Andrew P. Raia, Town Clerk

- An exhibit entitled “Native, Extinct and Invasive Species” was again showcased by the Archives, featuring terrestrial and aquatic species in our area that benefit or harm our ecosystems. Numerous groups have already toured the exhibit, and appointments will continue through the end of the year.
- The digital project using the web-based software “ContentDM” continues to offer worldwide access to a broad range of historical documents for education and research. The materials are scanned using a flatbed scanner which can generate bi-tonal images at 300 dpi in JPEG format. Due to the fragile state of our manuscripts, the Archivist oversees the scanning process to ensure proper handling of the manuscripts is exercised. To preserve the authenticity of the documents, the original spelling is observed in the transcriptions, which must be proofread by the Archivist, and the digital images reflect the physical condition of the records. Their digital images, therefore, show discolorations, heavy fold markings, and varying tones in the paper. Our most delicate materials are housed in clear Mylar sleeves which allow scanning without removal of the items. Although the presence of Mylar might be detected in the digital image, it does not take away from the quality. From June 2024 through June 2025, our digital collection has been accessed 2,374 times. The most researched documents were chattels, taxation, deeds, and veterans’ oral histories.
- Processed 35 boxes of permanent records, which were cataloged and placed in the Archives vault. This was 10 boxes more than anticipated.
- An arrangement with the “Long Island Library Resource Council Archives Pilot Project” to digitize 47 audio cassette tapes and 3 CDs containing oral histories of veterans’ experiences who served between World War II and the First Persian Gulf War was made, and these tapes have been accessed 735 times by the public.

♦ 2026 Goals:

- Complete the build-out of our remaining permit/license computer modules by working with GovPilot and OpenGov. Such permits will include everything except commuter parking permits, which will be processed using the T2 parking program.
- Expand the ability of the public to purchase permits/licenses online, thereby providing a more convenient experience for residents and non-residents alike. Certified transcripts of birth, death, and marriage records can already be ordered online.
- Optimize the electronic records management ability of Laserfiche by working closely with the Town’s IT Department.
- Continue the large-scale scanning of paper records into electronic format. To achieve this, the Town Clerk’s office will continue working with a liaison from each department and assist in identifying records to be scanned. We will also explore procuring additional manpower and resources to increase scanning operations.
- Continue working with IT and the Town Attorney’s office to acquire an improved agenda-management software system for the management of Town Board meetings.
- Consolidate the registration districts of all four villages located within the Town. So far, Huntington Bay and Asharoken have consolidated, with the Village of Lloyd Harbor and Village of Northport remaining. Once a village elects to consolidate its registrar responsibilities with the Town, the Suffolk County Legislature must approve, followed by the New York State Commissioner of Health.



Town Clerk

Andrew P. Raia, Town Clerk

- Unveil a new exhibit in honor of the 250th Anniversary of the Declaration of Independence entitled “The 1790 George Washington’s Grand Tour of Long Island and the Washington Spy Trail.” The exhibition will feature original documents from our collection as well as the statue of Nathan Hale.
- Hire additional staff to help process permanent records in the Archives, assist in the planning of exhibits, and undertake the digitization of our manuscripts.
- Continue to add to the New York State Department of Motor Vehicle Record Search (DIAL-IN) Account, which reviews driver licenses and vehicle registrations for applicants for various licenses/permits issued.
- Expand upon the opportunities provided by “Consider the Source New York,” which is a project designed to bring together K-12 educators and those working in cultural institutions. Funded by grants, the program promotes the importance of history education using primary source material. The Huntington Archives has been designated as the “Seat” of this project for the Long Island Region, and as such, documents from our collection are used to create educational packages and instructional materials for use in classrooms throughout the state.

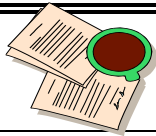
◆ Performance Measures :

Clerk to the Town Board- The following chart is a tally of the number of legal notices published in each paper for 2024 and the first six months of 2025, in addition to other work indicators:

	2024	Jan-June 2025
Zone Change Applications	11	5*
Public Hearings	38	17
Notices of Enactment	20	14
Bonding Resolutions	27	16
Local Law Introductory Hearings	62	19
Local Law Enactments	57	12
Miscellaneous Legal Notices	20	9**
Notices of Claim Received	151	63
Litigation Documents Received	104	45
Searches Performed	31	11
Total publication fees	\$2200.94	\$790.04

*Includes 1 wireless license agreement, 1 change of zone modification request, and 1 site plan review waiver request

**Includes 6 blighted actions and 2 Permissive Referendum Resolutions

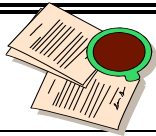


Town Clerk

Andrew P. Raia, Town Clerk

Registrar of Vital Statistics – The chart below provides an overview of the number of certificates/transcripts the department issues.

	2024	Jan-June 2025
Certificates of Live Birth	2152	874
Certified Transcripts of Birth	8,000+	2341
Birth Certificate	106	76
Corrections/Amendments		
Acknowledgments of Parentage	452	183
Certificates of Death/Burial Permits	2636	1389
Genealogy Requests	31	10
Marriage Licenses	1049	556
Certified Transcripts of Marriage	1729	985

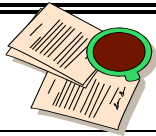


Town Clerk

Andrew P. Raia, Town Clerk

			2025		
	Fund/ Division	2024 Actual	Modified Budget	2025 Projected	2026 Budget
<u>Expenses</u>					
Town Clerk	A1410	\$ 953,414	\$ 984,460	\$ 984,460	\$ 988,259
Town Clerk Record Center	A1411	124,646	90,392	90,392	90,120
Town Board Meetings & Admin	A1412	75,575	85,500	85,500	85,500
Commuter Parking	A1415	79,802	113,937	113,937	113,544
Registrar of Vital Statistics	B4020	46,203	162,755	162,755	167,061
Total Expenses		\$ 1,279,640	\$ 1,437,044	\$ 1,437,044	\$ 1,444,484
<u>Revenues</u>					
Clerk Fees	A1255	\$ 469,934	\$ 350,000	\$ 350,000	\$ 350,000
Town Clerk-Publication Fees	A1257	2,201	3,000	3,000	3,000
Bingo Licenses	A2540	31,524	20,000	20,900	20,000
Dog Licenses	A2544	4,662	10,000	10,000	10,000
Licenses, Other	A2545	3,610	9,000	9,000	9,000
Parking Permits	A2556	803,700	960,000	960,000	970,297
Clerk Fees	B1255	29,300	100,000	20,000	100,000
Registrar Fees	B1601	294,450	250,000	250,000	250,000
Total Revenues		\$ 1,639,381	\$ 1,702,000	\$ 1,622,900	\$ 1,712,297
Net Department Costs		\$ (359,741)	\$ (264,956)	\$ (185,856)	\$ (267,813)

			2025		
	Fund/ Division	2024 Actual	Modified Budget	2025 Actual	2026 Budget
<u>Authorized Positions</u>					
Town Clerk	A1410	11	12	11	12
Town Clerk Record Center	A1411	0	0	0	0
Town Board Meetings & Admin	A1412	0	0	0	0
Commuter Parking	A1415	1	2	2	2
Registrar of Vital Statistics	B4020	1	2	2	2
Department Total		13	16	15	16



Town Clerk

Andrew P. Raia, Town Clerk

	2025			
	2024 Actual	Modified Budget	2025 Projected	2026 Budget
<u>Expenses</u>				
Salary and Wages	\$ 1,109,893	\$ 1,236,618	\$ 1,236,618	\$ 1,247,918
Employee Benefits and Taxes	85,152	99,326	99,326	95,466
Contractual Costs, Materials & Supplies	84,595	101,100	101,100	101,100
Total Expenses	\$ 1,279,640	\$ 1,437,044	\$ 1,437,044	\$ 1,444,484
<u>Revenues</u>				
Departmental Income	\$ 795,886	\$ 703,000	\$ 623,000	\$ 703,000
Licenses and Permits	843,495	999,000	999,900	1,009,297
Total Revenues	\$ 1,639,381	\$ 1,702,000	\$ 1,622,900	\$ 1,712,297
Net Costs	\$ (359,741)	\$ (264,956)	\$ (185,856)	\$ (267,813)
<u>Net Cost by Fund</u>				
General Fund	\$ (82,194)	\$ (77,711)	\$ (78,611)	\$ (84,874)
Part Town	(277,547)	(187,245)	(107,245)	(182,939)
Total Net Cost	\$ (359,741)	\$ (264,956)	\$ (185,856)	\$ (267,813)



Town Council

Town Board Members: Dr. Dave Bennardo, Salvatore Ferro, Brooke A. Lupinacci, Theresa Mari

◆ Departmental Mission:

The Town Board is the policy-making body of the Town and consists of four members, and the Town Supervisor is elected by the Town of Huntington residents. The Town Board's mission is to provide leadership and set policy in order to deliver effective and efficient public services. The Town Board is committed to ensuring that the Town of Huntington is an outstanding Town to live in, work in, and visit.

◆ Legal Authority:

Article 3 Section 20 of Town Law of the State of New York; Town Law, Section 20.

◆ Operating Environment:

The Town Board is the legislative and executive body of the Town and consists of four members and the Town Supervisor elected by the Town of Huntington residents. Town Board members are elected to four-year terms. The Town Board enacts local laws and ordinances, adopts the Town Budget, awards contracts, sets policies, and appoints department heads, deputy department heads, zoning board, planning board, and assessment review committee members. The Town Board provides oversight of the Town government.

◆ 2025 Achievements:

The Town Board's 2025 significant achievements include:

- Continued restoration of blighted properties throughout the Town of Huntington.

◆ 2026 Goals:

The Department's 2026 goals include the following:

- Promote economic development in Huntington.
- Enhance land use policies that meet community needs and expectations.
- Enact legislation to enhance the welfare of the Town.
- Support the Town's essential infrastructure projects necessary to provide Town services.

◆ Performance Measures :

The performance measures that will be used to measure progression toward departmental goals are as follows:

	2022	2023	2024	2025 As of 6/30
Restoration of Blighted Properties	34	33	29	10
Local laws enacted	30	35	56	11



Town Council

Town Board Members: Dr. Dave Bennardo, Salvatore Ferro, Brooke A. Lupinacci, Theresa Mari

	Fund/ Division	2024 Actual	2025 Modified Budget	2025 Projected	2026 Budget
<u>Expenses</u>					
Town Board	A1010	\$ 566,559	\$ 402,841	\$ 434,500	\$ 359,903
Constituent Services	A1225	355,621	581,098	341,677	674,438
Total Expenditures		\$ 922,180	\$ 983,939	\$ 776,177	\$ 1,034,341
Net Department Costs		\$ 922,180	\$ 983,939	\$ 776,177	\$ 1,034,341

	Fund/ Division	2024 Actual	2025 Modified Budget	2025 Actual	2026 Budget
<u>Authorized Positions</u>					
Town Board	A1010	8	8	4	4
Constituent Services	A1225	4	4	3	8
Department Total		12	12	7	12

	2024 Actual	2025 Modified Budget	2025 Projected	2026 Budget
<u>Expenses</u>				
Salary and Wages	\$ 857,442	\$ 905,547	\$ 715,000	\$ 954,474
Employee Benefits and Taxes	64,738	71,542	54,327	73,017
Contractual Costs, Materials & Supplies	-	6,850	6,850	6,850
Total Expenditures	\$ 922,180	\$ 983,939	\$ 776,177	\$ 1,034,341
Net Cost	\$ 922,180	\$ 983,939	\$ 776,177	\$ 1,034,341
<u>Net Cost by Fund</u>				
General Fund	\$ 922,180	\$ 983,939	\$ 776,177	\$ 1,034,341
Total Net Cost	\$ 922,180	\$ 983,939	\$ 776,177	\$ 1,034,341



Town Supervisor

Edmund J. Smyth, Town Supervisor

♦ Departmental Mission:

The mission of the Town Supervisor is to provide leadership and direction to the Town Board and Town employees, facilitate the implementation of Town Board priorities and manage the Town's functions to ensure the delivery of cost-effective, customer-responsive public services and assist residents to achieve the Town's mission.

♦ Legal Authority:

Town Supervisor: Article 3 Section 20 of Town Law of the State of New York; Town Law, Sections 20.

Youth Bureau: Article 19A & 19H of New York State Executive Law; Local Law 5-1988, Chapters 63-10 and 63-11; NYS Mental Hygiene Law Articles 19, 23 and 25; PL 93-415 (Title V), USC 5601, PL 98-473 Juvenile Justice Delinquency Prevention Act; Section 516 Public Service Act and Section 517 PL as amended by PL 100-690, PL 102-321.

Town Historian: NYS Arts and Cultural Affairs Law, Section 57.13.

♦ Operating Environment:

The Town Supervisor is a Town Board member, the Chief Executive Officer, Chief Financial Officer, and head of the administrative branch of Town government responsible to lead, administer and manage the day-to-day operations of the Town's nineteen departments and oversee its finances. The Supervisor's Office manages the Town's Personnel Department, Civil Defense operation and Public Information functions. The Youth Bureau and Town Historian are a direct report to the Town Supervisor. The Town Supervisor is independently elected to a four-year term and chairs the meetings of the five-member Town Board, Board of Trustees, and the Community Development Agency (CDA).

♦ 2025 Achievements:

The Town Supervisor's significant 2025 achievements include, but are not limited to, the following:

- The Town of Huntington once again finds itself on sound financial footing after Moody's Investors Services reaffirmed the Town's AAA bond rating for the fourth consecutive year, an impressive fiscal milestone that allowed the Town to save taxpayers hundreds of thousands of dollars by refinancing outstanding bonds.
- Town Supervisor Ed Smyth announced record savings for the Town's fiscal year 2024, reporting a net increase of \$10.5 million of combined savings across all town funds. Smyth concluded, "These budget savings, are a direct result of fiscal prudence including, grants from County, State and Federal agencies, earned interest on deposits and staunch financial oversight.
- Each of the Town's 17 directors are credited for creating operational efficiencies, eliminated wasteful spending, and kept their departments as streamlined as possible,



Town Supervisor

Edmund J. Smyth, Town Supervisor

reducing the employee headcount, without reducing services to the public. In short, doing more with less.

- For the 5th consecutive year, the Smyth administration budget has come in under the State Tax Cap.
- For the 24th consecutive year, the Town has received a Certificate of Achievement from the national organization representing government finance professionals for transparency in financial reporting practices, the highest form of recognition in the area of governmental accounting and financial reporting, representing a significant accomplishment by a government and its management.
- The Town achieved recognition as a leader in climate action and mitigation, earning Bronze certification status as a New York State Climate Smart Community (CSC), based on 33 actions in 9 categories for a total of 212 points.
- The Smyth administration continued the ongoing revitalization of Huntington Station, including its partnership with Suffolk County and New York State on the sewer line extension. The work began in June and will continue until completion in 2026. The Town of Huntington is providing regular updates provided by the county on the town's website each week.
- The Town invested in road and traffic safety, parks, waterfront facilities and other infrastructure to improve reliability and quality of life with a focus on in-house improvements to save taxpayer dollars and refurbishing vehicles and equipment to extend their useful lifespan.
- The Huntington Highway Department has been busy this spring and summer resurfacing and repaving the damaged road surfaces throughout the Town. With over 860 miles of town roadways in our municipality, the Highway Department has been working diligently to target the area's most in need of attention in each hamlet of Huntington. Under Highway Superintendent Andre Sorrentino, the Town of Huntington continued to pave a record number of road miles in 2025 through a combination of in-house crew and outside contractor crews, setting a new benchmark for the Department.
- Completed Phase III of the Highway Department's Equipment and Fleet Rehabilitation Program.
- Achieved a major drainage milestone with the successful revitalization of 150 recharge basins since launching the program in 2022.
- Expanded departmental capabilities through the acquisition of essential equipment, including a second Vachaul, a new roller, large-scale paving machine, tree truck, street sweepers, stump grinders, rubber track excavator, five F-250 pickup trucks, snow plows, and a sickle bar mower.
- Launched a town-wide sump pump evaluation and repair program to improve stormwater management and prevent flooding.
- Oversaw the installation of new fuel tanks at the Elwood facility, enhancing fueling efficiency and environmental safety.
- GreenFleet & EV Charging Stations.
- Constituent Call Center – Improved Customer Service in all departments.



Town Supervisor

Edmund J. Smyth, Town Supervisor

Parks and Recreation:

In 2025 the Town of Huntington completed a series of major parks overhauls and improvements, most adding critical ADA Compliant structures, amenities, and surfaces.

- Parks improvements were completed at Whitman Park that included new pickleball courts; Veterans Park has new turf fields and energy saving LED Lighting; Otsego Park has new pickleball courts, turf field and lighting; and Commack Park has a new ADA compliant, all-inclusive playground. New ADA walkways and railings will be installed by the end of 2025.

Cyber Technology:

- The Town continue its priority investment in cyber security upgrades to protect constituent data, operations and systems reliability from security breaches and cyberattacks.

Public Safety:

- The Public Safety Department has onboarded the first electric vehicle (EV) for the Town of Huntington and anticipate the acquisition of additional EVs this year to augment the fleet, ultimately reducing costs associated with fuel consumption.
- The current town-wide video security program is part of a multi-layered approach incorporated by the Security Division to provide a safe environment for town employees, residents, and visitors to over seventy-seven (77) parks, beaches, and facilities across the township. The Public Safety Department, in conjunction with the Department of Information Technology, has undertaken a significant project to not only replace but install new video security equipment across the Town. Beginning with existing out dated technology utilized at Town Hall and Heckscher Park, the departments have replaced the existing video infrastructure.
- This year the Code Enforcement Division launched OpenGov, a new cloud-based case management software to enhance departmental efficiency. OpenGov streamlines code enforcement operations, improves communications between Town departments, increases transparency, and enhances citizen engagement.

501(c)(3) Fundraising:

- The Town raised over \$100,000 for Senior Citizen and Youth services from the Huntington Human Services Institute first annual Summer Carnival at Breezy Park in Huntington Station.
- The Town raised over \$10,000 in private donations for Give A Dog A Dream during the Betty White Challenge; the charity funds medically necessary surgeries, treatments, and behavior modification training for the Town's shelter dogs.

Affordable Housing & Community Upgrades:

- One of the greatest public concerns arising from the affordability and availability of housing on Long Island is the lack of volunteer first responders.
- The Town of Huntington amended the affordable housing eligibility guidelines to include a preference for first responders.



Town Supervisor

Edmund J. Smyth, Town Supervisor

- **Support for First Responders:** Implemented and promoted priority housing initiatives for volunteer first responders, to strengthen recruitment and retention within the community.
- **Community Revitalization:** Supported neighborhood improvement and rehabilitation programs, ensuring that housing remains safe, sustainable, and accessible.
- **Information & Resource Sharing:** Increased visibility of housing opportunities and programs through newsletters, social media, and town wide communications platforms.

Infrastructure:

The Town of Huntington will continue its ongoing efforts to improve and extend the Town's infrastructure.

- The New York State, Suffolk County and Town of Huntington collaborative \$66.8 million Huntington Station Hub Sewer Infrastructure Project commenced work in May 2025 and is anticipated to be completed by December 2027. The project will span the New York Avenue / Route 110 corridor heading south from the Huntington LIRR station to 14th Street, with additional adjacent parcels to the east and west. The system would connect to the Bergen Point Wastewater Treatment Plant in West Babylon.
- Further development of a Municipal Storm Sewer System (MS4) and GIS database to support town departments with compliance of federal, state, and local clean water act reporting requirements. The Department also took over the primary responsibilities for reporting to the NYSDEC our annual MS4 progress, along with implementation of compliance programs. The Department is also the primary liaison with professional services vendors acquired to assist in our compliance efforts.
- The Local Waterfront Revitalization Program (LWRP) is an extension of the New York State's Coastal Management Program that reflects and addresses local issues and opportunities within the designated Waterfront Revitalization Area (WRA). An LWRP includes a detailed description of the condition of the WRA, policies to guide development within the WRA, proposed regulations supporting land and water uses within the WRA, proposed projects that will protect and enhance the uses within the WRA, and opportunities for public and private investment in the area. The Town will continue to draft sections of the Local Waterfront Revitalization Plan in cooperation with the NYS Department of State.

♦ 2026 Goals:

The Town Supervisor's 2026 goals include the following:

The main goal for 2026 is to improve customer service for Huntington constituent's town- wide. Every department will focus on ensuring that constituent questions, concerns, and issues are a priority. The Town of Huntington's new Constituent Service Call Center will be spearheading this initiative.

- The ultimate goal of the Building and Housing Division is to improve customer service. One key task is to simplify the Certificate of Occupancy (CO) process from permit application through CO issuance. The Division, in coordination with the Department of Information Technology, has successfully transitioned to a 100% online permitting system [OpenGov.com], which has enabled us to abandon the "paper system" entirely. We anticipate continuing to expand the capabilities of this online system to enhance and



Town Supervisor

Edmund J. Smyth, Town Supervisor

improve its user-friendly characteristics, improve inspection-related aspects of the system, and allow for inter-departmental communications and coordination.

Additional goals for the coming year include:

- Maintain the Town's strong financial position.
- Preserve the suburban integrity of the Town, prevent land-use abuse, which negatively impacts quality of life and overburdens our infrastructure.
- Revitalize Huntington Station, including the James D. Conte Community Center; the renovation of Alfred J. Walker Memorial Park, and progress on the Huntington Station sewer system.
- In 2026, we plan to continue to improve Town Parks and adding ADA compliance where appropriate. Town Parks to be included in 2026 are:
 - William Byrne Park – multiple park improvements.
 - Columbia Street Park – Completely renovated park including ADA compliant parking area and playground.
 - Elwood Park – New Tennis Courts.
 - Koster Park – New ADA Compliant Playground.
 - The Town also plans to upgrade lights & sound system at Chapin Rainbow Stage at Heckscher Park.
- Continue to preserve open space and invest in park improvements, including the pursuit of grants and intergovernmental partnerships to achieve these goals.
- Find cost-savings by making improvements in-house, refurbishing equipment, vehicles, and floating docks to extend their lifespan, cutting red tape and finding creative ways to take the burden off the taxpayer, including interdepartmental sharing and collaboration, and expanding the use of shared services.
- Maintain the Town's leadership role in climate-smart initiatives as a Bronze-certified Climate Smart Community to increase the Town's energy efficiency and decrease its carbon footprint in the Town's quest to achieve Silver certification status.
- Improve maritime infrastructure in the Huntington Harbor Complex, specifically bulkheads and marinas, to revitalize our waterfront-driven economy.
- Expand the Town's Affordable Housing Program to establish an Affordable Housing Trust Fund with a down payment program to help far more people achieve homeownership.
- Continue priority housing programs for volunteer first responders. Strengthen recruitment and retention of community heroes by making it easier for them to live where they serve.
- Increase the availability of affordable rental and ownership opportunities for families, seniors, and first-time homebuyers. Ensure housing stock remains safe, modern, and accessible.
- Continue a focus on recycling initiatives as part of a plan to address the solid waste disposal crisis.
- The Bureau of Fire Prevention will continue to use and expand the capabilities of the OpenGov system, which will allow for greater project document accessibility while in the field and, increase document sharing and communication with other Town departments,



Town Supervisor

Edmund J. Smyth, Town Supervisor

such as the Building Department, Code Enforcement, and the Town Attorney's Office. This new system will also allow improved accessibility and issuance of all Notice of Violations to the public. This endeavor will continue our increase in productivity by reducing time and manpower spent in retrieving, processing, and closing out documents as well as furthering our environmental goals of transiting to paperless inspection system.

- The Town's General Services Department will continue to utilize the Q-Alert work order system to monitor and track the thousands of requests for service we receive, with the goal of faster response and resolution and fewer callbacks.
- Proposed projects for the General Services team include:
 - Continue in-house sports court renovations
 - Continue fleet upgrades
 - Continue effort to repave beach parking lots
 - Improve beach and park comfort stations
 - Continue expansion of the security camera network
 - Expand EV Charging Station Network
 - Continue energy-efficient upgrades
 - Expand tree maintenance & safety initiative in parks & facilities
 - Improve Services while Reducing Costs

Environment & Water Quality:

- In 2026, the Town will continue to implement recycling collection strategies that maximize revenues for the sale of recycled paper and cardboard and minimize the economic impact of the depressed recycling markets for glass, metal and plastics recyclables while still preserving the Town's commitment to the environment.
- Annually, the Town collects almost 4,500 tons of plastic, glass and can recyclables, 5,800 tons of paper and corrugated cardboard, and 7,500 tons of yard waste each year.
- The Town will work with our Water Districts to procure funds to combat water contaminants and improve filtration.
- Continuing over the next four-years the Town and the Dix Hills Water District invest over \$25,000,000 on combatting water contaminants.
- This investment will allow the water district to be ahead of the current and future treatment requirements of the State of New York.
- The overall goal is to deliver zero contaminants in the Town's water supply.
- The Dix Hills Water District will continue to strive to provide safe water in the quantities needed to meet the peak hour demands at a reasonable cost. We will also continue to conduct over 10,000 laboratory tests annually to verify the water is safe. This effort will include testing for new unregulated contaminants as part of the EPA's Safe Drinking Water Act.
- The Water District goals include:
 - Plant 3 – Construction Phase Closeout of this Plant Upgrade
 - Plant 5 – Commence Construction in late 2025 to address 1,4 Dioxane and Perchlorate
 - Plant 8 - Complete Design and Commence Construction to address 1,4 Dioxane and Perchlorate



Town Supervisor

Edmund J. Smyth, Town Supervisor

- Plant 7 – Complete Design and Commence Construction to address PFOA
- Complete the District-wide Smart Meter Replacement Program.
- Energy efficiency and environmentally smart programs, reduce the Town's carbon footprint resulting in energy cost savings.
- The Town of Huntington has worked diligently to help improve water quality through various means.
- From working with the County and each Town water district, to taking an organic approach, every day the Town of Huntington is making a difference in our water quality.
- But, it's the out of the box thinking and progressive approach of our Maritime Department that is making the most sustainable, exciting impact.
- By establishing a sustainable oyster population and enhance marine habitat, the Town of Huntington is making strides in water quality that is getting international attention.
- From the Floating Upweller System (FLUPSY), the growth and harvesting of Sugar Kelp, and growing spat-on shells to create a network of spawner sanctuaries in closed waters to protect and grow sea life, Huntington's Maritime Department, in conjunction with REACH (Rotary Huntington Environmental Action Coalition of Huntington) is taking a leadership role in water quality initiatives.
- Each new initiative we take ensures clean, safe, reliable drinking water for our residents and beyond. These water quality programs are proven investments in the Town's water quality for today and hopefully, long into the future. Each step, each new initiative we take.

Public Safety:

- Beginning with existing out dated technology utilized at Town Hall and Heckscher Park, the departments have replaced the existing video infrastructure. These efforts will continue as the departments focus on the remaining parks, beaches, and facilities in the coming year.
- In a continuing effort to enhance safety and mitigate emerging threats to the quality of life we enjoy in the Town of Huntington, the Code Enforcement Division, along with the Fire Marshal, has partnered with the Suffolk County Police Department (SCPD) to address public facing unlicensed businesses such as "vape" and illicit cannabis stores, as well as other illegitimate services. Leveraging each other's unique authorities, this ad hoc "task force" has resourcefully identified and dismantled numerous unlawful businesses across the township which quite often pose a threat to our children, and community.

The Highway Department Goals for 2026 include the following:

- Andre Sorrentino and his team will continue extending the service life of vehicles and machinery and Complete Phase IV, the final phase of Highway's vehicle and machinery Restoration program.
- Upgrade and modernize the Department's street sweeper fleet by purchasing multiple new sweepers to replace aging units.
- Construct a new 640-square-foot Command Center to serve as the central hub for emergency response operations and coordination during major events. This facility will



Town Supervisor

Edmund J. Smyth, Town Supervisor

also function as the Highway Department's primary conference and planning room, providing a dedicated space for meetings, briefings, and interdepartmental collaboration.

- Purchase two updated electronic message boards to enhance communication with the public by providing real-time notifications of road closures, detours, and other important traffic-related updates. These signs will improve public safety and transparency during highway operations and emergency events.
- Upgrade the Highway Department's permit system by implementing OpenGov, allowing residents to submit, track, and manage all permitting requests entirely online through a centralized digital portal. This modernization will streamline operations, improve transparency, and enhance the overall customer service experience for the public.
- Purchase new ride-on mowers to increase the speed and efficiency of grass cutting operations, particularly in sumps and roadway medians. These upgrades will support a revamp of our current grass cutting routes, allowing crews to complete maintenance faster and more effectively across the Town.
- Above all, the primary goal for 2026 is to exceed the paving totals achieved in 2025 by surpassing the number of lane miles paved, setting a new record for road improvements, and continuing our commitment to rebuilding the Town's infrastructure.

The Youth Bureau's 2026 Goals include the following:

- Provide community impact programs and services for youth as per contractual agreement.
- Develop new youth programs to meet the emerging needs of the community as per contractual agreement.
- Plan and implement youth development services and initiatives for youth as per contractual agreement.

The Town Historian's 2026 Goals include the following:

- Research and write the text for the installation of one or more additional historical markers.
- Pursue grants for the restoration of grave markers in the Old Burying Ground.
- Prepare for the celebration of the 250th anniversary of the American Revolution.



Town Supervisor

Edmund J. Smyth, Town Supervisor

◆ Performance Measures:

The performance measures that will be used to measure progression towards departmental goals are as follows:

- Monitor and track the number of community impact programs and track attendance

Description	2024	2025	2026 (estimated)
# of community impact programs	97	79	75
Attendance at community impact programs	11,176	10,987	9,000

- Monitor and track the number of Youth Development programs and track attendance

Description	2024	2025	2026 (estimated)
# of Youth Development programs	236	242	200
Attendance at Youth Development programs	2,486	2,572	2,000

- Monitor the number of overall youth services and programs offered and track attendance

Description	2024	2025	2026 (estimated)
# of overall Youth Bureau programs	547	576	500
Attendance at Youth Bureau programs	19,412	19,876	18,000



Town Supervisor

Edmund J. Smyth, Town Supervisor

The performance measures for the Town Historian used to measure progress towards departmental goals are as follows:

	2016	2017	2018	2019	2020	2021	2022	2023	2024	2025
Historic Markers Installed	4	2	4	3	3	4	3	0	3	5
Historic Markers repaired	1	0	0	35	2	0	0	0	0	1

	Fund/ Division	2024 Actual	2025 Modified Budget	2025 Projected	2026 Budget
<u>Expenses</u>					
Supervisor	A1220	\$ 837,952	\$ 1,100,464	\$ 936,227	\$ 963,804
Personnel	A1430	464,022	544,986	561,486	557,566
Civil Defense	A3640	2,654	56,810	56,810	56,786
Drug & Alcohol	A4220	773,067	924,718	958,704	971,834
Public Information	A6410	-	35,000	35,000	88,825
Youth Program Administration	A7310	623,864	641,336	651,536	693,471
Joint Youth Program	A7320	2,709,643	3,138,484	3,138,463	3,195,000
Town Historian	A7510	59,443	58,833	58,833	58,388
Total Expenditures		\$ 5,470,645	\$ 6,500,631	\$ 6,397,059	\$ 6,585,674
<u>Revenues</u>					
State Aid Youth Services	A3821	\$ 703,765	\$ 722,470	\$ 722,470	\$ 722,470
County Aid Youth Services	A3831	360,713	362,991	361,988	361,988
Other Aid Youth Serices-Village	A3833	750	750	750	750
Total Revenues		\$ 1,065,228	\$ 1,086,211	\$ 1,085,208	\$ 1,085,208
Net Department Costs		\$ 4,405,417	\$ 5,414,420	\$ 5,311,851	\$ 5,500,466



Town Supervisor

Edmund J. Smyth, Town Supervisor

Authorized Positions	Fund/ Division	2025			
		2024 Actual	Modified Budget	2025 Actual	2026 Budget
Supervisor	A1220	6	7	6	7
Personnel	A1430	5	5	5	5
Public Information	A6410	0	1	0	1
Youth Program Administration	A7310	5	6	6	7
Town Historian	A7510	1	1	1	1
Department Total		17	20	18	21

	2025			
	2024 Actual	Modified Budget	2025 Projected	2026 Budget
<u>Expenses</u>				
Salary and Wages	\$ 1,792,161	\$ 2,072,488	\$ 1,952,551	\$ 2,120,984
Employee Benefits and Taxes	137,268	155,741	155,741	162,256
Contractual Costs, Materials & Supplies	3,541,216	4,261,402	4,277,767	4,291,434
Fixed Assets	-	11,000	11,000	11,000
	\$ 5,470,645	\$ 6,500,631	\$ 6,397,059	\$ 6,585,674

<u>Revenues</u>				
State Aid	\$ 1,065,228	\$ 1,086,211	\$ 1,085,208	\$ 1,085,208
Total Revenues	\$ 1,065,228	\$ 1,086,211	\$ 1,085,208	\$ 1,085,208

Net Cost	\$ 4,405,417	\$ 5,414,420	\$ 5,311,851	\$ 5,500,466
-----------------	---------------------	---------------------	---------------------	---------------------

<u>Net Cost by Fund</u>				
General Fund	\$ 4,405,417	\$ 5,414,420	\$ 5,311,851	\$ 5,500,466
Total Net Cost	\$ 4,405,417	\$ 5,414,420	\$ 5,311,851	\$ 5,500,466



Transportation & Traffic Safety

Scott R. Spittal, PE, Director

♦ Departmental Mission:

The Transportation and Traffic Safety Department is comprised of three divisions. The mission of the department is to promote safe transportation and mobility services for the Town of Huntington residents. The HART Bus Division is responsible for administering and operating the Huntington Area Rapid Transit (HART) bus system that provides public transportation throughout the Town of Huntington. The Traffic Safety Division is responsible for the installation and maintenance of the town's traffic control devices, which includes traffic signals, stop signs, and pavement markings. The Street Lighting Division is charged with the safe and efficient operation and maintenance of the Town's streetlights. Effective administration of these divisions supports the Town's strategic goal of investing in the Town's assets and enhancing the long-term quality of life within the Town.

♦ Legal Authority:

The Town Board, via resolution #2007-713, created the Department of Transportation and Traffic Safety in December 2007. Chapter 65 establishes the Department and defines its powers and duties. Local Law No. 44-2007 amended Local Law No. 39-2007, amending the code of the Town of Huntington to add Chapter 65, Department of Transportation and Traffic Safety.

♦ Operating Environment :

Traffic Safety Division: The Traffic Safety Division currently responds to issues raised by town residents regarding traffic and traffic safety. Resolutions of these issues require traffic studies, field investigations and design. Traffic studies are performed to improve motorist and pedestrian safety. Typically, the studies include a review of crash data, collection of vehicle speed, volume, and classification data, and a field investigation of existing conditions, including signs and pavement markings. The purpose of the traffic study is to improve safety. This is accomplished by making improvements to traffic signals, installing regulatory and warning signs, pavement markings, and implementing various traffic calming measures.

Huntington Area Rapid Transit (HART) Bus System: HART operates and maintains thirty passenger vehicles used in the town's fixed-route and paratransit transportation services.

HART passenger transportation services include:

- Four regularly scheduled fixed routes for the general public.
- A town-wide American Disabilities Act (ADA) compliant paratransit program that provides both ADA-mandated and non-ADA services to disabled and/or elderly persons who are unable to utilize regularly scheduled bus routes.
- Various special event transportation services.
- Evacuation/emergency support services as needed.

The increase in the senior population in the Town will continue to necessitate the expansion of paratransit services in order for the Town to meet the demand and remain ADA compliant. HART also assists the



Transportation & Traffic Safety

Scott R. Spittal, PE, Director

Town's Division of Senior Citizens Services by delivering meals to those residents who qualify for the Home Delivered Meal program.

Street Lighting Division: The Street Lighting Division maintains approximately 20,000 streetlights within the Town of Huntington, including streetlights on Town, County, and New York State roadways. This division is also responsible for maintaining lighting in all municipal parking areas and garages. The division also reviews exterior lighting designs submitted with new commercial site plan applications.

♦ Workload Indicators:

The workload of the Department includes, but is not limited to:

Traffic Safety Division

- Installing new traffic control signals at various locations.
- Maintaining approximately 290 traffic control devices, including traffic signals, flashing signals, school speed zone flashing beacons, driver feedback signs, and fire/emergency preemption signals.
- Conducting traffic studies to help assess traffic calming, turning movement, and volume studies.
- Apply for grant funds from the Federal, State, and County levels of government.
- Review Town-wide traffic signs and pavement markings for compliance with the Federal MUTCD and State supplement and for traffic safety.
- Review site plan applications with an emphasis on motorized and non-motorized traffic and pedestrian flow conditions.

HART Bus System

- Provide approximately 50,300 vehicle hours per year of public transportation service.
- Supply approximately 46,500 rides to the public with regularly scheduled buses.
- Supply approximately 50,000 trips for the almost 3,000 disabled persons and senior residents currently registered for the paratransit program, their traveling companions, and personal care attendants.
- Due to the pandemic, the need for home-bound meals increased. HART delivered approximately 38,200 meals to homebound seniors in need.
- Maintain revenue and non-revenue vehicle fleet.

Street Lighting Division

- Maintain and repair defective streetlights, including underground wiring, throughout the Town of Huntington in an efficient and timely manner.
- Upgrade the Town of Huntington streetlights to more energy efficient LED fixtures.
- Identify and install new streetlights as necessary to maintain security and motorist and pedestrian safety.



Transportation & Traffic Safety

Scott R. Spittal, PE, Director

♦ 2025 Achievements:

Significant achievements made by the Department of Transportation and Traffic in 2025 include the following:

Traffic Safety Division:

- Design and upgrade traffic signals at the intersections of New York Avenue at Old Country Road, Vernon Valley Road at Bellecrest Avenue, Old Country Road at Old East Neck Road, New York Avenue at Old South Path, West Hills Road at N & S 7th Street, Lawrence Hill Road at Cold Spring Harbor High School, and Old South Path at Altessa Boulevard.
- Continued maintenance of the GIS inventory system for Town-owned traffic control devices.
- Advance the effort with support from the IT Department to implement the Town's work order management system, Cartegraph, to maintain traffic sign assets.
- Continued expanding the Speed Awareness and Enforcement Program that is a joint effort between the Town of Huntington Department of Transportation and Traffic Safety and the Suffolk County Police Department (SCPD). The goal of this program is to make drivers aware of their speed by installing portable Driver Feedback Devices at locations, followed by enforcement by the SCPD. Driver Feedback Devices (DFDs) are placed at locations within the Town that have known speeding problems for approximately 2 weeks.
- Continued to upgrade traffic signals from incandescent to energy-saving LED fixtures.
- Purchase additional portable Driver Feedback Devices to expand the Speed Awareness Program.
- Install new generation of emergency vehicle preemption along select intersections of NYS Route 110 as a test for future installation and replacement of old technology.

Huntington Area Rapid Transit (HART) Bus System:

- Continued to maintain the bus fleet in a state of good repair.
- Continued to evaluate the ridership using the fixed route service.
- Replaced a portion of both fixed and paratransit fleet vehicles.
- Started the construction phase of a project to install a fuel pump and underground tank to dispense regular gasoline at the HART Bus Facility.
- Managed services related to a contract with a new vendor to maintain and advertise on the Bus Shelters and to implement an advertising commercial bench program.
- Utilized a new Scheduling GIS Software system to help assist our paratransit services.

Street Lighting Division:

- The Division is continuing to install energy-efficient LED fixtures to upgrade its inventory. By replacing old, inefficient high-pressure sodium and Induction streetlights with energy-efficient LED technology streetlights, the department has installed more than 3,000 energy-efficient LED fixtures throughout the Town of Huntington.
- We have continued to utilize a GIS inventory System to efficiently track our inventory of lighting fixtures and their locations. All updated LED fixtures are being imputed to GIS system.
- Installed new underground wiring in response to problem outages.



Transportation & Traffic Safety

Scott R. Spittal, PE, Director

♦ **2026 Goals:**

The Department's 2026 goals include the following:

Traffic Safety Division:

- Design and upgrade traffic signals at the intersections of New York Avenue at Alderfield Lane, New York Avenue at East Lyons Street, Old Country Road at Shaftsbury Lane, Old Country Road at Mount Misery Road, Bagatelle Road at Wilmington Drive and Bagatelle Road at West Farm Drive.
- Upgrade traffic signals from incandescent to energy-saving LED fixtures.
- Expand the Town's work order management system Cartegraph to replace the current traffic sign management software.
- Purchase additional portable Driver Feedback Devices to expand the Speed Awareness Program.

Huntington Area Rapid Transit (HART):

- Purchase buses for fixed route and paratransit to expand the fleet and increase spare margin.
- Place newly designed HART Route Stop Signs along their designated stops.
- Complete construction phase of a project to install a fuel pump at the HART Bus facility.
- Award a contract to a new vendor to advertise on the HART Buses.
- Award a contract to a vendor to complete a system-wide route study.
- Continue to replace revenue vehicles.

Street Lighting Division:

- Continue to replace light fixtures with energy-efficient LED fixtures that are dark skies compliant. This will save electricity costs and reduce carbon footprint.
- Continue updating the Arc map to locate lighting locations, changes, and underground wire locations.
- Continue to respond to reports of damaged light poles and wiring to provide area lighting to residents.



Transportation & Traffic Safety

Scott R. Spittal, PE, Director

♦ Performance Measures :

The performance measures that will be used to measure progress toward departmental goals are as follows:

- Monitor and track the number of traffic improvements.

Description	2023	2024	2025 (estimated)
# Traffic Control Devices Installed or Upgraded	12	10	10

- Monitor and track the number of changes to Huntington Area Rapid Transit (HART) bus system routes in accordance with the recommendations made by the Modernization Study. This initiative was implemented in 2013 and will continue to be monitored.
- Monitor and track the number of riders using the HART bus system.

Description	2023	2024	2025 (estimated)
# Bus riders	94,629	95,508	95,000

- Track the number of buses placed in service.

Description	2023	2024	2025 (estimated)
# Buses in fleet	24	30	30

- Monitor and track the number of energy efficient fixtures.

Description	2023	2024	2025 (estimated)
Total Number of fixtures	20,922	20,922	20,922
# Energy Efficient fixtures	20,300	20,400	20,922

- Monitor and track the number of street light locations entered into the Town's GIS System.

Description	2023	2024	2025 (estimated)
Total Number of Streetlight locations	20,922	20,922	20,922
# Streetlight locations entered in GIS	20,922	20,922	20,922



Transportation & Traffic Safety

Scott R. Spittal, PE, Director

			2025		
	Fund/ Division	2024 Actual	Modified Budget	2025 Projected	2026 Budget
<u>Expenses</u>					
Bus Operations	A5630	\$ 5,499,320	\$ 5,155,645	\$ 5,305,646	\$ 5,221,581
Transportation & Traffic Safety	B3310	875,886	950,288	951,188	857,821
Townwide Street Lighting District	SL5182	2,442,871	2,907,313	2,907,313	2,886,761
Total Expenses		\$ 8,818,077	\$ 9,013,246	\$ 9,164,147	\$ 8,966,163
<u>Revenues</u>					
Bus Operations	A1750	\$ 55,102	\$ 100,000	\$ 50,000	\$ 100,000
Bus Shelter Advertising	A1751	59,535	100,000	50,000	100,000
Bus Operations-Paratransit	A1752	130,800	125,000	125,000	125,000
State Aid Bus Operations	A3594	791,395	812,500	800,000	812,500
County Aid Bus Operations	A3595	88,523	80,000	80,000	80,000
Federal Aid Bus Operations	A4594	1,801,018	300,000	600,000	300,000
Total Revenues		\$ 2,926,373	\$ 1,517,500	\$ 1,705,000	\$ 1,517,500
Net Department Costs		\$ 5,891,704	\$ 7,495,746	\$ 7,459,147	\$ 7,448,663

			2025		
	Fund/ Division	2024 Actual	Modified Budget	2025 Actual	2026 Budget
<u>Authorized Positions</u>					
Bus Operations	A5630	31	32	30	31
Transportation & Traffic Safety	B3310	4	4	4	4
Townwide Street Lighting District	SL5182	8	9	8	8
Department Total		43	45	42	43



Transportation & Traffic Safety

Scott R. Spittal, PE, Director

	2024	2025	2025	2026
	Actual	Modified Budget	Projected	Budget
<u>Expenses</u>				
Salary and Wages	\$ 5,211,842	\$ 4,878,303	\$ 5,029,203	\$ 4,936,239
Employee Benefits and Taxes	407,574	388,668	388,668	377,623
Contractual Costs, Materials & Supplies	2,553,692	3,231,215	3,231,216	3,143,551
Fixed Assets	644,969	515,060	515,060	508,750
Total Expenses	\$ 8,818,077	\$ 9,013,246	\$ 9,164,147	\$ 8,966,163
<u>Revenues</u>				
Departmental Income	\$ 245,437	\$ 325,000	\$ 225,000	\$ 325,000
State Aid	879,918	892,500	880,000	892,500
Federal Aid	1,801,018	300,000	600,000	300,000
Total Revenues	\$ 2,926,373	\$ 1,517,500	\$ 1,705,000	\$ 1,517,500
Net Cost	\$ 5,891,704	\$ 7,495,746	\$ 7,459,147	\$ 7,448,663
<u>Net Cost by Fund</u>				
General Fund	\$ 2,572,947	\$ 3,638,145	\$ 3,600,646	\$ 3,704,081
Part Town	875,886	950,288	951,188	857,821
Street Lighting	2,442,871	2,907,313	2,907,313	2,886,761
Total Net Cost	\$ 5,891,704	\$ 7,495,746	\$ 7,459,147	\$ 7,448,663

Staffing



Town of Huntington
Historical Budgeted Positions

Org	Division	2024 Actual FTE	2025 Actual FTE	2025 Budget FTE	2026 Budget FTE
A-1010	Town Board	8	4	8	4
A-1110	Administrative Adjudication	0	1	0	1
A-1220	Supervisor	6	6	7	7
A-1225	Constituent Services	4	3	4	8
A-1315	Comptroller	10	9	11	11
A-1316	Payroll	2	3	2	3
A-1330	Receiver Of Taxes	8	6	8	8
A-1345	Purchasing	4	4	4	4
A-1355	Assessor	10	10	10	10
A-1356	Assessment Review Board	5	5	5	5
A-1357	Star Exemption	1	1	1	1
A-1410	Town Clerk	11	11	12	12
A-1415	Commuter Parking	1	2	2	2
A-1420	Town Attorney	10	9	11	13
A-1430	Personnel	5	5	5	5
A-1431	Union Representatives	3	3	3	3
A-1440	Town Engineer	9	7	11	9
A-1490	General Service Administration	6	6	6	6
A-1621	Building & Grounds Maintenance	75	78	78	79
A-1625	Vehicle Maintenance	6	6	7	6
A-1660	Central Store Room	3	3	3	3
A-1670	Copy Center	1	1	1	1
A-1680	Information Technology	14	17	15	18
A-3010	Public Safety	26	25	27	27
A-3120	Harbor And Waterways	7	6	7	6
A-3510	Animal Control	8	8	9	8
A-3621	Public Safety Code Enforcement	3	3	3	3
A-5010	Superintendent Of Highways	7	8	7	8
A-5630	Transportation	31	30	32	31
A-6410	Publicity	0	0	1	1
A-6772	Programs For The Aged	10	9	10	9
A-6773	Senior Citizens Day Care Center	5	3	5	5
A-6775	Nutrition Program Satellite	4	6	5	6
A-7020	Recreation Administration	9	9	9	9
A-7115	Dix Hills Park	4	3	4	4
A-7116	Dix Hills Park Maintenance	9	8	9	9
A-7181	Beaches	3	3	3	3
A-7182	Marinas	2	2	2	2
A-7183	Golf Course Maintenance	9	8	9	9
A-7310	Youth Program	6	6	6	7
A-7510	Town Historian	1	1	1	1
A-7620	Human Services & Citizen Affairs	3	5	5	6
A-8170	Resource Recovery	3	3	3	3
A-8565	Solid Waste Recycling	6	7	7	7
A-8790	Maritime Services	2	2	2	2
A-8793	Environmental Waste Management	4	2	4	4
Total Fund A		364	357	384	389

Town of Huntington
Historical Budgeted Positions

Org	Division	2024 Actual FTE	2025 Actual FTE	2025 Budget FTE	2026 Budget FTE
B-1620	Building Inspector	23	23	25	25
B-3310	Transportation & Traffic Safety	4	4	4	4
B-3620	Fire Prevention	6	6	6	6
B-3621	Rental Registration	1	1	1	1
B-3622	Zoning & Building Inspections	12	12	12	12
B-4020	Registrar of Vital Statics	1	2	2	2
B-8010	Zoning Board	7	7	7	7
B-8020	Planning, Building, & Land Manage	17	15	17	15
B-8025	Planning Board	7	7	7	7
B-8036	Accessory Apartment	3	3	3	3
Total Fund B		81	80	84	82
C-1950	Board of Trustees	1	1	1	1
Total Fund C		1	1	1	1
DB-5110	Highway Repairs	129	122	127	127
DB-5130	Highway Machinery	14	14	14	14
DB-5142	Highway Snow	0	0	0	0
Total Fund DB		143	136	141	141
SL-5182	Town Wide Street Lighting	8	8	9	8
Total Fund SL		8	8	9	8
SR-8158	Consolidated Refuse	45	46	46	46
Total Fund SR		45	46	46	46
SS1-8131	Sewer District	15	16	16	16
Total Fund SS1		15	16	16	16
SS3-8133	Sewer Treatment Plant	3	2	3	2
Total Fund SS3		3	2	3	2
SW1-8321	Dix Hills Water	13	14	14	14
Total Fund SW1		13	14	14	14
Grand Total		673	660	698	699

**Town of Huntington
Full Time Salaries Schedule**

Position/ Title	2025		2026	
	FTE	Budget	FTE	Budget
<u>A-1010 Town Board</u>				
Councilmember	4	\$ 307,364	4	\$ 307,364
Legislative Secretary	4	230,020	0	0
DIVISION TOTALS:	8	\$ 537,384	4	\$ 307,364
<u>A-1110 Administrative Adjudication</u>				
Account Clerk	0	\$ 0	1	\$ 50,289
DIVISION TOTALS:	0	\$ -	1	\$ 50,289
<u>A-1220 Supervisor</u>				
Citizens Advocate III	1	\$ 98,793	1	\$ 100,768
Citizens Advocate IV	1	120,462	1	128,685
Confidential Secretary	1	54,667	1	54,667
Deputy Supervisor	1	162,546	1	162,546
Director of Finance	1	148,400	1	156,000
Executive Assistant	1	79,500	1	102,500
Supervisor	1	162,903	1	162,903
Agenda - Stipend		10,000		10,000
DIVISION TOTALS:	7	\$ 837,271	7	\$ 878,069
<u>A-1225 Constituent Services</u>				
Citizen Advocate I	0	\$ 0	4	\$ 247,845
Citizen Advocate III	0	0	4	344,665
Legislative Aide	4	336,020	0	0
Legislative Secretary-Stipend		10,000		10,000
DIVISION TOTALS:	4	\$ 346,020	8	\$ 602,510
<u>A-1315 Comptroller</u>				
Account Clerk	0	\$ 0	1	\$ 49,303
Accountant	1	78,079	2	155,488
Confidential Secretary	1	63,600	1	60,005
Comptroller	1	152,000	1	100,000
Executive Assistant to the Comptroller	1	101,041	1	75,000
Principal Accountant	1	104,185	1	106,269
Principal Office Assistant	2	160,203	1	90,676
Senior Account Clerk	2	121,960	1	66,116
Senior Accountant	2	224,163	2	228,646
Town Deputy Director of Audit & Control-Stipend		14,000		13,910
DIVISION TOTALS:	11	\$ 1,019,232	11	\$ 945,413
<u>A-1316 Payroll</u>				
Budget Technician	1	\$ 93,466	1	\$ 95,336
Payroll Supervisor	1	96,512	1	98,442
Senior Account Clerk	0	0	1	61,432
DIVISION TOTALS:	2	\$ 189,979	3	\$ 255,210

**Town of Huntington
Full Time Salaries Schedule**

Position/ Title	2025		2026	
	FTE	Budget	FTE	Budget
<u>A-1330 Receiver Of Taxes</u>				
Account Clerk	1	\$ 51,768	1	\$ 50,289
Assistant to the Tax Receiver	1	86,211	1	87,935
Confidential Secretary	1	60,000	1	60,005
Deputy Receiver of Taxes	1	106,000	1	106,000
Office Assistant	1	47,024	0	0
Receiver of Taxes	1	130,253	1	130,253
Senior Account Clerk	1	60,227	1	61,432
Senior Tax Cashier	1	63,268	1	67,760
Tax Cashier	0	0	1	47,028
DIVISION TOTALS:	8	\$ 604,751	8	\$ 610,702
<u>A-1345 Purchasing</u>				
Purchasing Technician	1	\$ 63,157	1	\$ 62,886
Senior Office Assistant	2	116,144	2	114,522
Town Purchasing Director	1	103,948	1	106,027
Shared Services Coordinator-Stipend		3,000		3,000
DIVISION TOTALS:	4	\$ 286,248	4	\$ 286,435
<u>A-1355 Assessor</u>				
Assessor	1	\$ 135,150	1	\$ 135,150
Assessment Assistant	3	263,961	3	269,241
Executive Assistant to Assessor	1	90,100	1	90,100
Office Assistant	2	92,902	2	94,760
Senior Office Assistant	3	161,957	3	165,196
DIVISION TOTALS:	10	\$ 744,070	10	\$ 754,447
<u>A-1356 Assessment Review Board</u>				
Assessment Review Board Member	3	\$ 27,000	3	\$ 27,000
Chairman Assessment Review Board	1	15,000	1	15,000
Vice Chairman Assessment Review Board	1	10,000	1	10,000
DIVISION TOTALS:	5	\$ 52,000	5	\$ 52,000
<u>A-1357 Star Exemption</u>				
Neighborhood Aide III	1	\$ 74,996	1	\$ 76,496
DIVISION TOTALS:	1	\$ 74,996	1	\$ 76,496
<u>A-1410 Town Clerk</u>				
Deputy Town Clerk	2	\$ 212,000	2	\$ 212,000
Executive Assistant	1	85,654	1	85,654
Office Assistant	4	183,512	4	186,242
Principal Office Assistant	1	69,639	1	71,032
Secretary to Town Clerk	1	65,500	1	65,500
Senior Account Clerk	1	60,227	1	61,432
Senior Office Assistant	1	52,669	1	53,723
Town Clerk *	1	112,911	1	112,911
DIVISION TOTALS:	12	\$ 842,112	12	\$ 848,494

* Receives stipend for Registrar of Vital Statistics in the amount of \$17,341 for a total salary of \$130,252.

Town of Huntington
Full Time Salaries Schedule

Position/ Title	2025		2026	
	FTE	Budget	FTE	Budget
<u>A-1415 Commuter Parking</u>				
Account Clerk	0	\$ 0	1	\$ 50,289
Senior Account Clerk	1	59,082	0	0
Senior Office Assistant	1	52,669	1	53,723
DIVISION TOTALS:	2	\$ 111,751	2	\$ 104,011
<u>A-1420 Town Attorney</u>				
Assistant Town Attorney	4	\$ 437,209	5	\$ 527,906
Confidential Secretary	1	85,000	1	50,000
Deputy Town Attorney	1	125,000	1	75,000
Legal Secretary	1	59,276	1	60,461
Paralegal Assistant	1	104,628	2	197,659
Senior Account Clerk	0	0	1	58,793
Senior Legal Secretary	2	166,477	1	76,682
Town Attorney	1	162,000	1	135,000
Planning Board/Eospa counsel - Stipend		27,000		27,000
Secretary to Ethics Board - Stipend		5,000		5,000
DIVISION TOTALS:	11	\$ 1,171,589	13	\$ 1,213,502
<u>A-1430 Personnel</u>				
Administrative Assistant	1	\$ 75,067	1	\$ 76,568
Director of Labor Relations	1	117,500	1	117,500
Office Assistant	1	47,024	0	0
Personnel Assistant	1	75,076	1	76,577
Senior Office Assistant	0	0	1	56,389
Senior Safety Officer	1	106,000	1	106,000
Grievance Officer - Stipend		6,500		6,500
DIVISION TOTALS:	5	\$ 427,167	5	\$ 439,535
<u>A-1431 Union Representatives</u>				
Union Liason - Blue Collar	1	\$ 102,411	1	\$ 104,459
Union Liason - Blue Collar Supervisory	1	116,995	1	119,335
Union Liason - White Collar	1	109,394	1	111,582
DIVISION TOTALS:	3	\$ 328,800	3	\$ 335,376
<u>A-1440 Town Engineer</u>				
Civil Engineer	3	\$ 386,740	2	\$ 494,732
Confidential Secretary	1	57,505	1	57,505
Energy Coordinator	1	94,000	1	96,835
Principal Engineering Aide	1	78,079	0	0
Public Works Project Manager	1	117,271	1	120,122
Public Works Project Supervisor	1	101,540	1	93,930
Senior Office Assistant	2	113,395	2	115,663
Town Director of Engineering Services	1	154,760	1	100,000
Acting Deputy Director - Stipend		7,200		7,200
Building Permits Examiner - Stipend		0		20,000
DIVISION TOTALS:	11	\$ 1,110,490	9	\$ 1,105,987

**Town of Huntington
Full Time Salaries Schedule**

Position/ Title	2025		2026	
	FTE	Budget	FTE	Budget
<u>A-1490 General Service Administration</u>				
Auto Mechanic III	1	\$ 95,643	0	\$ -
Confidential Secretary	1	74,200	1	74,200
Executive Assistant	0	0	1	79,500
Deputy Director of General Services	2	216,600	2	216,600
Senior Account Clerk	0	0	1	61,432
Senior Account Clerk Typist	1	71,412	0	0
Town Director of General Services	1	127,200	1	127,200
DIVISION TOTALS:	6	\$ 585,055	6	\$ 558,932
<u>A-1621 Building & Grounds Maintenance</u>				
Auto Equipment Operator	10	\$ 686,681	6	\$ 497,219
Building Maintenance Supervisor	1	116,995	1	119,335
Construction Equipment Operator	1	98,986	1	100,966
Custodial Worker I	11	725,284	10	714,244
Custodial Worker III	2	193,261	2	197,126
Dispatcher	2	163,972	2	167,251
HEO I - Grade 11	0	0	1	87,118
HEO II - Grade 12	6	510,302	6	543,417
Laborer	12	823,767	16	1,149,222
Maintenance Mechanic I	1	95,643	3	245,738
Maintenance Mechanic II	1	88,794	0	0
Maintenance Mechanic III	14	1,239,102	13	1,246,645
Maintenance Mechanic IV	3	296,958	3	302,897
Park Maintenance Crew Leader I	1	96,630	1	98,563
Park Maintenance Crew Leader II	6	691,210	0	0
Park Maintenance Crew Leader III	1	101,907	8	831,560
Park Maintenance Crew Leader IV	1	116,995	1	119,335
Town Custodian Supervisor	1	99,289	0	0
Town Maintenance Crew Leader II	0	0	1	55,436
Town Maintenance Crew Leader III	2	203,814	2	207,890
Town Parks Maintenance Supervisor	1	116,995	1	119,335
Tree Trimmer II	1	99,289	1	101,275
DIVISION TOTALS:	78	\$ 6,565,872	79	\$ 6,904,571
<u>A-1625 Vehicle Maintenance</u>				
Auto Mechanic I	1	\$ 54,549	0	\$ -
Auto Mechanic III	4	369,800	4	390,223
Auto Mechanic Supervisor IV	2	204,560	2	208,651
DIVISION TOTALS:	7	\$ 628,909	6	\$ 598,874
<u>A-1660 Central Store Room</u>				
Driver Messenger	2	\$ 124,021	2	\$ 126,501
Driver Messenger I	1	58,048	1	59,209
DIVISION TOTALS:	3	\$ 182,068	3	\$ 185,710
<u>A-1670 Copy Center</u>				
Duplicating Machine Operator III	1	\$ 76,948	1	\$ 78,487
DIVISION TOTALS:	1	\$ 76,948	1	\$ 78,487

**Town of Huntington
Full Time Salaries Schedule**

Position/ Title	2025		2026	
	FTE	Budget	FTE	Budget
<u>A-1680 Information Technology</u>				
Audio Visual Production Manager	0	\$ 0	1	\$ 89,896
Audio Visual Production Specialist	1	78,011	1	83,550
Confidential Secretary	1	57,000	1	58,505
Cyber Security Analyst II	0	0	1	98,541
Executive Assistant	1	127,200	1	127,200
GIS Manager	1	132,406	1	141,807
GIS Technician II	0	0	1	92,650
GIS Technician III	0	0	1	93,728
IT Project Coordinator	1	132,470	1	135,119
Network & Systems Administrator	1	88,265	1	94,532
Network & Systems Coordinator	1	125,840	1	128,357
Network System Specialist I	1	76,185	1	77,709
Network System Specialist II	1	94,918	1	96,816
Network System Technician	1	69,749	1	71,144
Principle Programmer Analyst	1	106,617	1	108,749
Programmer Analyst	1	83,233	1	84,897
Senior Account Clerk	1	66,431	1	64,533
Senior System Analyst	1	82,106	1	83,748
Technical Support Aide	1	59,276	0	0
Deputy Director of Information Technology - Stipend		1,000		1,000
Director of Information Technology - Stipend		33,999		33,999
DIVISION TOTALS:	15	\$ 1,414,705	18	\$ 1,766,480
<u>A-3010 Public Safety</u>				
Account Clerk	2	\$ 101,011	2	\$ 101,804
Confidential Secretary	1	50,479	1	50,479
Deputy Director	1	75,000	1	75,000
Director of Public Safety	1	127,200	1	127,200
Dispatcher	1	81,986	1	83,626
Equal Opportunity Officer - Stipend	0	10,000	0	10,000
Executive Assistant	1	100,000	1	100,000
Parking Meter Repairer	1	102,411	1	104,459
Senior Town Public Safety Agent (S-4)	3	290,561	3	311,835
Senior Town Public Safety Agent (S-8)	2	233,990	2	238,669
Town Public Safety Agent	14	1,106,986	14	1,163,957
Bureau Chief - Stipend	0	27,880	0	27,880
DIVISION TOTALS:	27	\$ 2,307,504	27	\$ 2,394,910
<u>A-3120 Harbor And Waterways</u>				
Harbormaster I	2	\$ 180,140	1	\$ 97,556
Harbormaster II	2	225,368	2	229,875
Harbormaster III	1	116,995	1	119,335
Office Assistant	1	60,304	1	61,510
Waterways Maintenance Mechanic II	1	70,756	1	90,569
DIVISION TOTALS:	7	\$ 653,562	6	\$ 598,845

**Town of Huntington
Full Time Salaries Schedule**

Position/ Title	2025		2026	
	FTE	Budget	FTE	Budget
<u>A-3510 Animal Control</u>				
Animal Control Officer I	4	\$ 355,157	3	\$ 279,154
Animal Control Officer II	1	109,018	1	111,198
Animal Shelter Supervisor	1	112,684	1	114,938
Kennel Attendant	3	245,958	3	250,877
DIVISION TOTALS:	9	\$ 822,816	8	\$ 756,167
<u>A-3621 Public Safety Code Enforcement</u>				
Ordinance Inspector	3	\$ 259,440	3	\$ 268,813
DIVISION TOTALS:	3	\$ 259,440	3	\$ 268,813
<u>A-3640 Civil Defense</u>				
Coordinator Emergency Response- Stipend		\$ 7,000		\$ 7,000
DIVISION TOTALS:	0	\$ 7,000	0	\$ 7,000
<u>A-5010 Superintendent Of Highways</u>				
Confidential Secretary	1	\$ 79,500	1	\$ 60,000
Deputy Superintendent of Highway	1	121,795	2	243,591
Office Assistant	1	45,878	1	46,795
Senior Account Clerk	2	151,838	2	127,548
Senior Office Assistant	1	74,111	1	75,593
Superintendent of Highway	1	139,969	1	139,969
DIVISION TOTALS:	7	\$ 613,091	8	\$ 693,496
<u>A-5630 Transportation</u>				
Auto Mechanic I	2	\$ 138,492	2	\$ 161,730
Auto Mechanic II	2	184,356	2	188,043
Auto Mechanic IV	1	99,289	1	101,275
Bus Driver	12	1,023,885	12	1,045,415
Bus Driver (Mini)	5	363,797	5	371,073
Bus Maintenance Supervisor	1	116,995	1	119,335
Custodial Worker I	1	72,759	1	74,215
Deputy Director of Transportation	1	100,000	1	75,000
Director of Transportation	1	143,100	1	150,000
Dispatcher	3	245,958	2	167,251
Dispatcher A	1	96,630	1	98,563
Transportation Planner	1	78,079	1	79,640
Public Transportation Operations Supervisor	1	96,320	1	119,335
DIVISION TOTALS:	32	\$ 2,759,660	31	\$ 2,750,873
<u>A-6410 Publicity</u>				
Public Information Officer	1	\$ 75,000	1	\$ 50,000
DIVISION TOTALS:	1	\$ 75,000	1	\$ 50,000

**Town of Huntington
Full Time Salaries Schedule**

Position/ Title	2025		2026	
	FTE	Budget	FTE	Budget
<u>A-6772 Programs For The Aged</u>				
Community Service Worker	1	\$ 61,733	0	0
Neighborhood Aide II	1	68,725	0	0
Office Assistant	0	0	1	49,166
Senior Account Clerk	1	63,268	1	64,533
Senior Citizen Aide I	4	262,803	4	271,364
Senior Citizen Aide II	2	194,033	2	197,914
Senior Citizen Program Director	1	112,684	1	114,938
Women's Services Coordinator-Stipend		3,000		3,000
DIVISION TOTALS:	10	\$ 766,245	9	\$ 700,914
<u>A-6773 Senior Citizens Day Care Center</u>				
Adult Day Care Program Supervisor	1	\$ 76,174	1	\$ 85,742
Assistant Day Care Adult Supervisor	1	78,830	1	69,450
Office Assistant	1	48,202	1	48,202
Recreation Aide II	2	106,655	2	107,734
DIVISION TOTALS:	5	\$ 309,861	5	\$ 311,128
<u>A-6775 Nutrition Program Satellite</u>				
Assistant Cook	1	\$ 75,759	1	\$ 61,400
Cook	1	85,410	1	65,719
Food Service Worker	1	54,271	1	63,298
Neighborhood Aide II	0	0	1	70,099
Senior Citizen Center Manager	1	101,907	1	103,945
Senior Citizen Program Supervisor	1	76,174	1	77,698
DIVISION TOTALS:	5	\$ 393,521	6	\$ 442,159
<u>A-7020 Recreation Administration</u>				
Account Clerk Typist	1	\$ 57,079	1	\$ 58,221
Deputy Director of Parks & Recreation	1	106,000	1	106,000
Executive Assistant	1	74,200	1	84,200
Office Assistant	1	53,120	1	54,182
Recreation Aide III	1	88,808	1	90,584
Recreation Program Planner	1	55,283	1	56,389
Senior Account Clerk	1	68,044	1	69,735
Senior Stenographer	1	83,669	1	85,343
Town Director of Parks & Recreation	1	127,200	1	135,000
DIVISION TOTALS:	9	\$ 713,404	9	\$ 739,654
<u>A-7115 Dix Hills Park</u>				
Assistant Ice Rink Manager	2	\$ 145,519	2	\$ 146,974
Ice Rink Manager	1	105,271	1	107,376
Recreation Aide III	1	73,284	1	78,457
DIVISION TOTALS:	4	\$ 324,074	4	\$ 332,807

**Town of Huntington
Full Time Salaries Schedule**

Position/ Title	2025		2026	
	FTE	Budget	FTE	Budget
<u>A-7116 Dix Hills Park Maintenance</u>				
Auto Equipment Operator	1	\$ 81,986	1	\$ 81,986
HEO II - Grade 12	2	177,587	3	271,708
Laborer	2	149,628	2	132,306
Maintenance Mechanic II	2	177,587	2	181,139
Park Maintenance Crew Leader I	1	96,630	0	0
Park Maintenance Crew Leader III	1	101,907	1	103,945
DIVISION TOTALS:	9	\$ 785,326	9	\$ 771,084
<u>A-7181 Beaches</u>				
Auto Equipment Operator	1	\$ 81,986	1	\$ 83,626
Laborer	2	149,628	2	152,621
DIVISION TOTALS:	3	\$ 231,614	3	\$ 236,246
<u>A-7182 Marinas</u>				
HEO II - Grade 12	1	\$ 88,794	1	\$ 90,569
Maintenance Mechanic III	1	92,178	1	94,021
DIVISION TOTALS:	2	\$ 180,971	2	\$ 184,591
<u>A-7183 Golf Course Maintenance</u>				
Auto Equipment Operator	2	\$ 143,057	1	\$ 83,626
Auto Mechanic III	1	95,643	1	97,556
Grounds Keeper III	2	222,266	2	224,606
Laborer	3	221,270	3	208,616
Maintenance Mechanic I	0	0	1	76,310
Park Maintenance Crew Leader I	1	96,630	1	98,563
DIVISION TOTALS:	9	\$ 778,866	9	\$ 789,277
<u>A-7310 Youth Program</u>				
Executive Director of Youth Bureau	1	\$ 120,680	1	\$ 123,094
Grants Technician	1	94,918	1	96,816
Senior Office Assistant - Spanish Speaking	0	0	1	51,416
Senior Account Clerk Typist	1	66,431	1	67,760
Youth Project Director	2	191,543	2	195,373
Youth Service Coordinator	1	92,089	1	93,930
DIVISION TOTALS:	6	\$ 565,660	7	\$ 628,389
<u>A-7510 Town Historian</u>				
Historian	1	\$ 36,591	1	\$ 36,591
DIVISION TOTALS:	1	\$ 36,591	1	\$ 36,591
<u>A-7620 Human Services & Citizen Affairs</u>				
Confidential Secretary	1	\$ 68,900	1	\$ 68,900
Community Service Worker - Spanish Speaking	1	58,793	1	62,968
Director of Human Services	1	132,500	1	132,500
Director of Minority Affairs	1	83,496	1	83,496
Executive Assistant	0	0	1	75,000
Senior Office Assistant	1	52,669	1	53,723
DIVISION TOTALS:	5	\$ 396,358	6	\$ 476,587

**Town of Huntington
Full Time Salaries Schedule**

Position/ Title	2025		2026	
	FTE	Budget	FTE	Budget
<u>A-8170 Resource Recovery</u>				
Environmental Analyst	1	\$ 78,932	0	\$ 0
Recycling Coordinator Aide	1	71,492	1	71,144
Sanitation Inspector I	1	115,746	1	90,475
Senior Environmental Analyst	0	0	1	84,897
DIVISION TOTALS:	3	\$ 266,171	3	\$ 246,516
<u>A-8565 Solid Waste Recycling</u>				
Heavy Equipment Operator I	1	\$ 85,410	1	\$ 87,118
HEO II - Grade 12	4	355,175	3	271,708
Dispatcher	0	0	1	74,557
Laborer	1	74,814	1	76,310
Recycling Operation Supervisor	1	105,271	1	107,376
DIVISION TOTALS:	7	\$ 620,670	7	\$ 617,069
<u>A-8790 Maritime Services</u>				
Deputy Director	1	\$ 106,000	1	\$ 106,000
Senior Account Clerk Typist	1	68,044	1	69,405
Interim Director of Maritime Services - Stipend		15,000		15,000
DIVISION TOTALS:	2	\$ 189,044	2	\$ 190,405
<u>A-8793 Environmental Waste Management</u>				
Confidential Secretary	1	\$ 58,300	1	\$ 58,300
Deputy Director of Waste Management	1	125,080	1	75,000
Director of Waste Management	1	127,200	1	155,000
Executive Assistant	1	57,505	1	57,505
DIVISION TOTALS:	4	\$ 368,084	4	\$ 345,805
FUND TOTALS:	384	\$ 32,561,948	389	\$ 33,528,220
<u>B-1620 Building Inspector</u>				
Account Clerk	1	\$ 51,768	1	\$ 52,803
Building Inspector	5	403,741	5	431,076
Building Permits Coordinator	1	139,026	1	141,807
Building Permits Examiner	3	192,628	3	198,091
Building Plans Examiner	5	485,777	6	578,368
Chief Building Inspector	1	136,268	1	138,993
Office Assistant	5	263,606	4	217,356
Plumbing Inspector	2	154,253	2	157,338
Senior Office Assistant	1	55,283	1	56,409
Senior Plumbing Inspector	1	94,201	1	96,085
DIVISION TOTALS:	25	\$ 1,976,552	25	\$ 2,068,326
<u>B-3310 Transportation & Traffic Safety</u>				
Senior Office Assistant	1	\$ 62,311	1	\$ 63,557
Traffic Engineer III	1	142,914	1	145,773
Traffic Technician I	1	72,546	1	73,997
Traffic Technician II	1	91,263	1	93,089
DIVISION TOTALS:	4	\$ 369,034	4	\$ 376,416

**Town of Huntington
Full Time Salaries Schedule**

Position/ Title	2025		2026	
	FTE	Budget	FTE	Budget
<u>B-3620 Fire Prevention</u>				
Chief Fire Marshall	1	\$ 92,089	1	\$ 93,930
Fire Marshall I	2	162,096	2	169,521
Fire Marshall II	1	90,403	1	92,211
Principal Office Assistant	0	0	1	66,031
Senior Office Assistant	2	116,094	1	57,819
DIVISION TOTALS:	6	\$ 460,681	6	\$ 479,512
<u>B-3621 Rental Registration</u>				
Ordinance Inspector	1	\$ 86,139	1	\$ 87,862
DIVISION TOTALS:	1	\$ 86,139	1	\$ 87,862
<u>B-3622 Zoning & Building Inspections</u>				
Account Clerk Typist	1	\$ 59,982	1	\$ 61,182
Ordinance Enforcement Officer	1	103,948	1	106,027
Ordinance Inspector	8	675,874	8	670,509
Senior Office Assistant	1	59,409	1	52,444
Sign Inspector	1	76,174	1	77,698
District Court Coordinator - Stipend		6,000		6,000
DIVISION TOTALS:	12	\$ 981,387	12	\$ 973,860
<u>B-4020 Registrar of Vital Statics</u>				
Office Assistant	1	\$ 45,878	1	\$ 45,681
Principal Office Assistant	1	66,314	1	67,641
Deputy Registrar of Vital Statistics - Stipend (2)		5,000		10,000
Registrar of Vital Statistics - Stipend		17,341		17,341
DIVISION TOTALS:	2	\$ 134,533	2	\$ 140,663
<u>B-8010 Zoning Board</u>				
Chairman of Zoning Board of Appeals	1	\$ 21,000	1	\$ 21,000
Member of the Zoning Board	5	75,000	5	74,384
Vice Chairman of Zoning Board of Appeals	1	16,000	1	16,000
DIVISION TOTALS:	7	\$ 112,000	7	\$ 111,384
<u>B-8020 Planning, Building, & Land Manage</u>				
Executive Assistant	1	\$ 79,500	1	\$ 85,000
GIS Technician II	1	90,833	0	0
GIS Technician III	1	91,890	0	0
Office Assistant	3	138,780	2	93,591
Planner	2	172,193	2	175,637
Principal Office Assistant	1	67,973	1	69,332
Principal Planner	1	123,655	1	126,128
Senior Environmental Analyst	1	85,313	1	87,019
Senior Environmental Planner	1	87,515	1	93,728
Senior Office Assistant	1	56,685	2	111,541
Senior Planner	3	273,947	3	279,426
Town Planning Director	1	149,991	1	149,991
Deputy Director -Stipend		10,000		10,000
DIVISION TOTALS:	17	\$ 1,428,274	15	\$ 1,281,393
<u>B-8025 Planning Board</u>				
Planning Board Chairman	1	\$ 21,000	1	\$ 21,000
Planning Board Member	5	75,000	5	75,000
Planning Board Vice Chairman	1	16,000	1	16,000
DIVISION TOTALS:	7	\$ 112,000	7	\$ 112,000

Town of Huntington
Full Time Salaries Schedule

Position/ Title	2025		2026	
	FTE	Budget	FTE	Budget
<u>B-8036 Accessory Apartment</u>				
Office Assistant	1	\$ 47,024	0	\$ 0
Ordinance Enforcement Officer	1	109,394	1	111,582
Senior Office Assistant	1	52,669	2	107,445
DIVISION TOTALS:	3	\$ 209,087	3	\$ 219,027
FUND TOTALS:	84	\$ 5,869,689	82	\$ 5,850,443
 <u>C-1950 Board of Trustees</u>				
Environmental Projects Coordinator	1	\$ 94,918	1	\$ 96,816
DIVISION TOTALS:	1	\$ 94,918	1	\$ 96,816
FUND TOTALS:	1	\$ 94,918	1	\$ 96,816
 <u>DB-5110 Highway Repairs</u>				
Assistant Civil Engineer	1	\$ 120,287	1	\$ 122,692
Auto Equipment Operator	20	1,266,282	20	1,452,580
Civil Engineer	1	146,229	1	149,153
Construction Equipment Operator	4	395,944	6	603,815
Dispatcher	7	550,460	6	585,303
Guard	6	410,691	7	470,039
HEO I - Grade 11	17	1,418,526	16	1,382,147
HEO II - Grade 12	15	1,331,904	14	1,267,972
Highway Construction Coordinator	2	198,578	2	202,550
Highway Construction Coordinator II	1	112,684	1	114,938
Highway Labor Crew Leader III	3	315,812	4	423,404
Labor Crew Leader II	16	1,588,624	16	1,620,396
Labor Crew Leader IV	1	116,995	1	119,335
Laborer	20	1,345,139	18	1,291,757
Maintenance Mechanic III	4	368,711	4	376,085
Paint Shop Crew Leader	1	105,271	1	107,376
Sign Painter	2	191,286	2	195,111
Special Assistant-Stipend	0	10,000	0	10,000
Tree Trimmer I	2	191,286	4	373,995
Tree Trimmer II	4	397,156	3	303,824
Appropriated in DB-5142-1100 Snow Removal		(500,000)		(500,000)
DIVISION TOTALS:	127	\$ 10,081,864	127	\$ 10,672,472
 <u>DB-5130 Highway Machinery</u>				
Auto Mechanic II	1	92,178	0	0
Auto Mechanic III	8	730,281	9	862,290
Auto Mechanic IV (S-3)	2	198,578	2	202,550
Auto Mechanic IV (S-4)	1	101,907	1	103,945
Auto Mechanic IV (S-5)	1	105,271	1	107,376
Auto Parts Clerk	1	92,178	1	94,021
DIVISION TOTALS:	14	\$ 1,320,392	14	\$ 1,370,182
 <u>DB-5142 Highway Snow</u>				
Snow Removal		\$ 500,000		\$ 500,000
DIVISION TOTALS:	0	\$ 500,000	0	\$ 500,000
FUND TOTALS:	141	\$ 11,902,256	141	\$ 12,542,654

Town of Huntington
Full Time Salaries Schedule

Position/ Title	2025		2026	
	FTE	Budget	FTE	Budget
<u>SL-5182 Town Wide Street Lighting</u>				
Laborer	1	\$ 69,526	1	\$ 76,310
Labor Crew Leader III	1	58,014	0	0
Maintenance Mechanic II	2	177,587	2	181,139
Maintenance Mechanic III	2	191,286	2	195,111
Maintenance Mechanic Supervisor IV	1	101,907	1	103,945
Principal Office Assistant	1	66,314	1	67,641
Town Director of Street Lighting	1	146,229	1	149,153
DIVISION TOTALS:	9	\$ 810,863	8	\$ 773,300
FUND TOTALS:	9	\$ 810,863	8	\$ 773,300
 <u>SR-8158 Consolidated Refuse</u>				
Auto Mechanic III	1	\$ 92,299	2	\$ 195,111
Auto Mechanic IV	1	99,289	1	101,275
Auto Mechanic IV (S-5)	1	105,271	1	107,376
Dispatcher	1	81,986	1	83,626
HEO II - Grade 12	14	1,205,443	14	1,228,549
Laborer (Refuse)	25	2,059,268	25	2,061,474
Principal Office Assistant	1	71,305	0	0
Sanitation Site Crew Leader III	1	101,907	1	103,945
Sanitation Supervisor	1	116,995	1	119,335
DIVISION TOTALS:	46	\$ 3,933,763	46	\$ 4,000,691
FUND TOTALS:	46	\$ 3,933,763	46	\$ 4,000,691
 <u>SS1-8131 Sewer District</u>				
Auto Mechanic III	1	\$ 95,643	1	\$ 97,556
HEO II - Grade 12	4	355,175	4	362,278
Laborer (Sewer)	1	50,460	1	60,746
Maintenace Mechanic II	1	88,794	1	90,569
Maintenance Mechanic III	2	191,164	2	194,987
Maintenance Mechanic V	1	105,271	1	107,376
Senior Waste Water Treatment Operator	1	105,771	1	107,376
Sanitation Crew Leader III	0	0	0	0
Waste Water Treatment Plant Operator	5	478,214	5	474,136
DIVISION TOTALS:	16	\$ 1,470,491	16	\$ 1,495,024
FUND TOTALS:	16	\$ 1,470,491	16	\$ 1,495,024
 <u>SS3-8133 Sewer Treatment Plant</u>				
Dispatcher	1	\$ 81,986	1	\$ 83,626
Maintenance Mechanic III	2	191,164	1	100,966
DIVISION TOTALS:	3	\$ 273,150	2	\$ 184,592
FUND TOTALS:	3	\$ 273,150	2	\$ 184,592

**Town of Huntington
Full Time Salaries Schedule**

Position/ Title	2025		2026	
	FTE	Budget	FTE	Budget
<u>SW1-8321 Dix Hills Water</u>				
Executive Assistant to the Director	1	\$ 93,931	1	\$ 95,810
Maintenance Mechanic II (12)	3	266,381	2	181,139
Maintenance Mechanic III	0	0	1	94,021
Office Assistant	1	55,772	1	56,887
Senior Office Assistant	1	56,685	1	57,819
Senior Water Treatment Plant Operator	1	116,995	1	119,335
Water District Maintenance Crew Leader	1	105,271	1	107,376
Water Meter Reader	2	163,972	2	145,403
Water Treatment Plant Operator	4	382,571	4	390,223
DIVISION TOTALS:	14	\$ 1,241,577	14	\$ 1,248,013
FUND TOTALS:	14	\$ 1,241,577	14	\$ 1,248,013
GRAND TOTAL	698	\$ 58,158,653	699	\$ 59,719,752

Debt Information



Town of Huntington Debt Information

Authorized Debt

The Town of Huntington takes a planned and programmed approach to the management of its outstanding debt. General Obligation Bonds are issued to finance capital improvements or capital assets and will not be issued to finance current operations or normal maintenance. Effectively managing debt preserves the Town's credit rating, provides flexibility in current and future operating budgets, and provides funding for long-term assets that maintain and improve quality of life.

The Town's Debt Policy may be found in the "Financial Policies" section of this document. The Town has the authority to issue debt in all taxing districts and is backed by the full faith and credit of the Town.

Debt must be kept within 7% of the average full valuation of taxable real estate within the Town as prescribed by Local Finance Law §104. Debt Service is limited to 15% of the aggregate budgetary appropriations.

Fiscal Year	Net Assessed Valuation	State Equalization Rate	Full Valuation
2025	\$ 308,926,977	0.49%	\$ 63,046,321,837
2024	\$ 314,041,349	0.55%	\$ 57,098,427,091
2023	\$ 315,376,253	0.64%	\$ 49,277,539,531
2022	\$ 317,063,143	0.74%	\$ 42,846,370,676
2021	\$ 320,597,772	0.74%	\$ 43,324,023,243
Total Five Year Full Valuation			<u>\$ 255,592,682,378</u>
Five Year Average Full Valuation of Taxable Real Property			<u>\$ 51,118,536,476</u>
Constitutional Debt Limit (7% of Average Full Valuation)			<u>\$ 3,578,297,553</u>
Outstanding Indebtedness at December 31st			\$ 154,085,005
Less: Water Bonds			<u>65,625,177</u>
Net Indebtedness Subject to Debt Limit			<u>\$ 88,459,828</u>
Net Debt Contracting Margin			<u>\$ 3,489,837,725</u>
Percentage of Net Debt Contracting Margin Available			97.53%
Percentage of Net Debt Contracting Power Exhausted			2.47%

Town of Huntington Debt Information

Debt Service Forecast

The annual debt service requirements to maturity for the Town's current general obligation bonds are as follows:

<u>Years Ending</u>	<u>Principal</u>	<u>Interest</u>	<u>Total</u>
2026	\$ 10,744,428	\$ 3,714,574	\$ 14,459,002
2027	10,659,282	3,298,223	13,957,505
2028	10,488,742	2,898,158	13,386,900
2029	10,222,212	2,546,408	12,768,620
2030	9,855,451	2,229,382	12,084,833
2031-2035	40,387,860	6,967,569	47,355,429
2036-2040	18,556,254	1,728,667	20,284,921
Totals	\$ 110,914,229	\$ 23,382,981	\$ 134,297,210

<u>Fund</u>	<u>Balance</u> <u>1/1/2025</u>	<u>Issued</u>	<u>Redeemed</u>	<u>Balance</u> <u>12/31/2025</u>
General Fund	\$ 38,305,575	\$ -	\$ 4,200,001	\$ 34,105,574
Town Outside Villages	1,460,238	485,437	222,336	1,723,339
Highway Fund	44,903,975	7,038,835	4,395,725	47,547,085
Sewer Districts	2,922,195	1,067,961	343,335	3,646,821
Street Lighting District	-	-	-	-
Refuse and Garbage District	1,654,406	-	217,400	1,437,006
Water District	15,238,621	8,252,427	1,036,644	22,454,404
Totals	\$ 104,485,010	\$ 16,844,660	\$ 10,415,441	\$ 110,914,229

Debt Service Capacity Calculations

Debt Service in each fund cannot exceed 15% of the appropriations. The debt service in compliance with the Town's Debt Policy as follows:

<u>Fund</u>	<u>2026</u> <u>Appropriations</u>	<u>2026 Budgeted</u> <u>Debt Service</u>
General	\$ 131,201,846	\$ 3,500,000
Highway	43,807,042	4,680,000
Consolidated Refuse	29,448,120	172,000
Part Town	13,039,459	225,000
Business Improvement District	194,053	-
Fire Protection	1,903,459	-
Street Lighting	4,234,553	-
Ambulance Districts	3,813,719	-
Sewer Districts	7,809,620	406,000
Water District	9,883,035	1,475,000
Total	\$ 245,334,906	\$ 10,458,000
Debt Service % of Appropriation		4.26%

Town of Huntington Debt Information

Outstanding Issued Debt

<u>Date of Bond Issue</u>	<u>Bond Issue Amount</u>	<u>Moody's Bond Rating</u>
December 9, 2014	\$ 8,825,000	Aaa
December 8, 2015	12,990,000	Aaa
August 16, 2016	13,925,000	Aaa
August 15, 2017	13,340,000	Aaa
October 10, 2018	10,500,000	Aaa
October 17, 2018	5,465,000	Aaa
August 8, 2019	14,045,000	Aaa
August 8, 2019	6,170,000	Aaa
September 23, 2020	17,935,000	Aaa
September 23, 2020	3,970,000	Aaa
July 29, 2021	22,600,000	Aaa
July 29, 2021	2,960,000	Aaa
July 28, 2022	19,600,000	Aaa
July 28, 2022	5,765,000	Aaa
August 22, 2023	20,060,000	Aaa
August 21, 2024	23,025,000	Aaa
August 19, 2025	25,000,000	Aaa

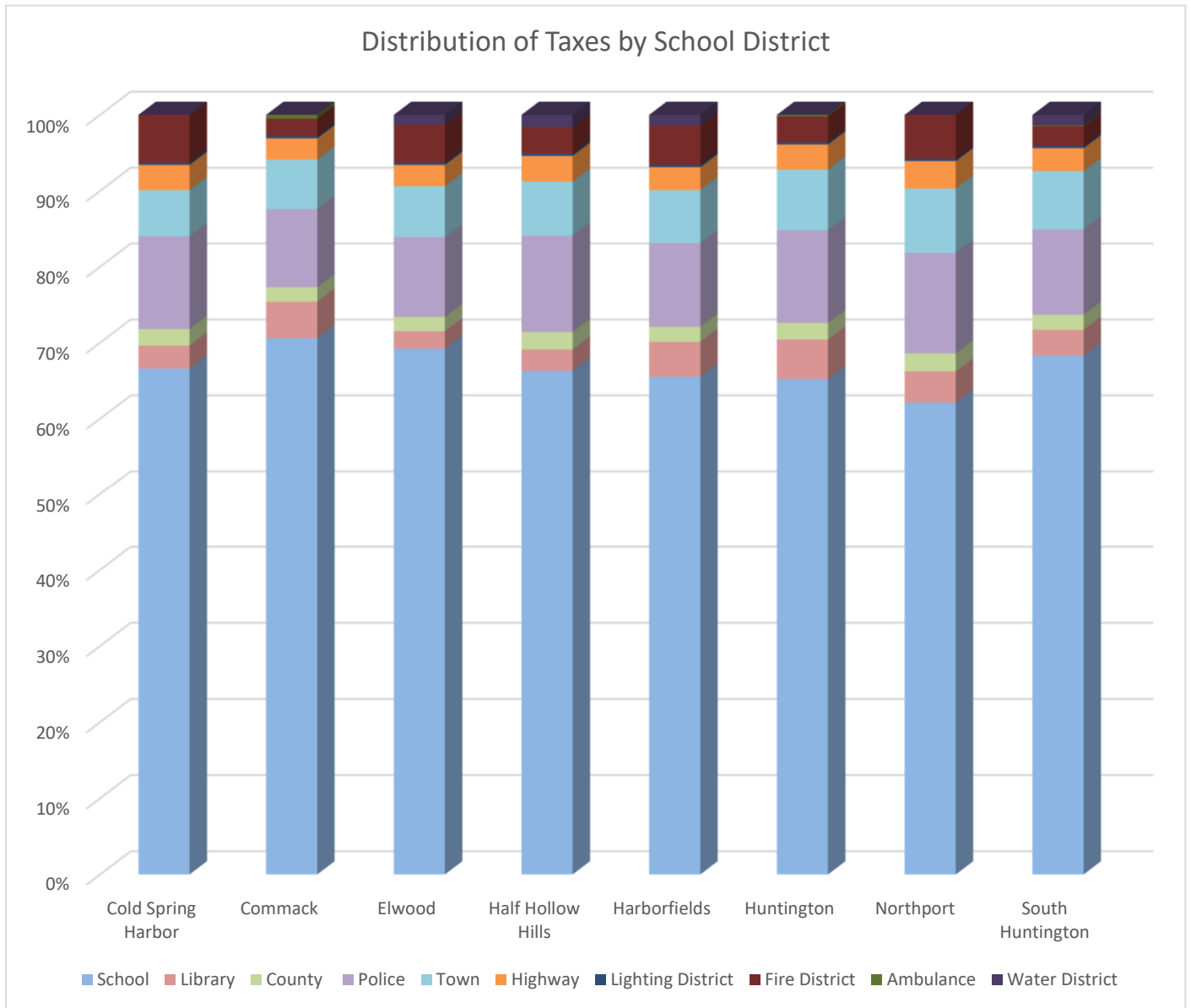
Distribution of Taxes by School Districts



Town of Huntington

Comparison of 2024/2025 Tax Bills by School District

District	<u>Cold Spring</u>		<u>Half Hollow</u>				<u>South</u>	
	<u>Harbor</u>	<u>Commack</u>	<u>Elwood</u>	<u>Hills</u>	<u>Harborfields</u>	<u>Huntington</u>	<u>Northport</u>	<u>Huntington</u>
School	66.6%	70.6%	69.2%	66.3%	65.5%	65.2%	62.1%	68.3%
Library	3.0%	4.8%	2.3%	2.8%	4.6%	5.2%	4.1%	3.4%
County	2.2%	1.9%	1.9%	2.3%	2.0%	2.2%	2.4%	2.0%
Police	12.2%	10.3%	10.5%	12.7%	11.0%	12.2%	13.2%	11.2%
Town	6.1%	6.5%	6.7%	7.1%	7.0%	8.0%	8.5%	7.7%
Highway	3.3%	2.8%	2.8%	3.4%	3.0%	3.3%	3.6%	3.0%
Lighting District	0.3%	0.3%	0.3%	0.3%	0.3%	0.3%	0.3%	0.3%
Fire District	6.3%	2.3%	5.0%	3.5%	5.2%	3.4%	5.8%	2.6%
Ambulance	0.0%	0.5%	0.0%	0.0%	0.0%	0.2%	0.0%	0.1%
Water District	0.0%	0.0%	1.3%	1.6%	1.4%	0.0%	0.0%	1.4%



Exemption Impact Notice



TOWN OF HUNTINGTON

LOCAL GOVERNMENT EXEMPTION IMPACT REPORT

Taxing Jurisdiction: Town of Huntington – General Fund, Part Town and Highway

Date: September 8, 2025

Equalization Rate: ..49 %

Exemption Description	Statutory Authority	Total Exemptions
Senior Citizens Limited Income	NYS and Local law	2,769,490
Clergy	NYS Law	123,200
Home Improvements	NYS and Local law	100,510
Disabled Person with Limited Income	NYS and Local Law	81,130
Commercial	NYS Law	160,320
Taxable State Land	NYS Law	1,067,283
Veterans	NYS and Local law	3,979,196
Wholly Exempted (Non-Profit, Government, Schools, Parks, Churches, Fire Districts)	NYS laws	31,457,483
Agricultural & Miscellaneous	NYS and Local law	710,186
Volunteer Firefighters and EMT's	NYS and Local Law	310,880
	Total:	40,759,678

Financial Policies



Town of Huntington

Financial Policies

The Town of Huntington's financial policies below set forth the basic framework for the overall fiscal management of the Town. Budgets are adopted and financial statements are issued on the basis of Generally Accepted Accounting Principles (GAAP). These policies provide guidelines for sound financial management and establishes clear parameters for the operation of government that are reviewed annually. The Town complies with all Federal, State, and Local laws and regulations for financial management, and such laws have been incorporated into the Town's policies.

Fund Balance and Reserve Policy

1. Purpose

This policy establishes guidelines to maintain the General Fund unreserved, undesignated fund balance at a level sufficient to provide the required resources to meet unforeseen operating cost needs and to absorb fluctuations of revenue sources. Fund Balance is defined as the difference between a fund's assets and liabilities and is necessary for expenses related to emergencies and unexpected events and to enhance the Town's financial position and bond ratings. The financial community, especially the credit rating agencies, attaches considerable importance to adequate fund balances and policies to monitor and manage those fund balances.

Town Law §107(1) permits municipalities to retain up to a reasonable amount of any remaining estimated unappropriated unreserved fund balance for each fund, consistent with prudent budgeting practices, necessary to ensure the orderly operation of its government and the continued provision of services.

The New York State Comptroller, the Government Finance Officers Association ("GFOA"), and the major credit rating agencies all recommend that governments adopt and adhere to a fund balance policy.

2. Policy

The Town Board will make all reasonable efforts to maintain an unreserved, undesignated fund balance in the General Fund at the end of each fiscal year equal to 10% of its total operating budget. Ten percent is prudent, reasonable, and adequate to provide sufficient cash flow to offset certain volatile revenues, expenses, and unexpected capital needs. The calculation will be based on the General Fund's Annual Operating Expenses, exclusive of the Open Space Budgeted Expenditures.

The Town Board may, by resolution, appropriate funds from the fund balance that would result in reducing the balance below 10% for emergencies or other requirements that the Town Board believes is in the best interest of the Town. Subsequent to such appropriation, the Town would immediately begin the process of reducing expenditures or raising revenues in order to restore the unreserved fund balance to 10%. Such unreserved fund balance will be exclusive of any reserve funds maintained by the Town.

Undesignated, unreserved fund balance above 10% may be appropriated for the following purposes such as:

- A. Stabilizing subsequent year's property taxes.
- B. One-time capital expenditures.
- C. Emergencies caused by natural occurrences such as hurricanes or blizzards.
- D. Unforeseen operating expenditures.

The Town of Huntington has established a number of formal reserve funds for a variety of purposes pursuant to New York State General Municipal Law §6 (“GML”). The Town has established the following operating reserve accounts by Town Board resolution: Employee Benefit Reserve, Pension Contribution Reserve, Debt Reserve, Snow & Ice Reserve, and a Judgment & Claims Reserve. These reserve funds can be utilized to smooth out future expense increases. The Town Board has established the following capital reserve accounts by resolution: Parks & Recreation Reserve, Technology Replacement Reserve, and a Miscellaneous Capital Reserve that will be utilized for capital purchases.

Town Board Resolution, pursuant to GML, must establish all reserve accounts, and Town Board resolutions are required to spend money from these reserve accounts.

3. Procedures

The Department of Audit & Control will be responsible for reviewing, monitoring and projecting fund balances and reserves on a regular basis throughout the year. Fund Balance and reserve projections will be revised and reported on each Tri-Sectional report issued during the year.

Budget Policy

1. Purpose

This policy establishes guidelines to develop, prepare, and maintain the Town’s annual budget and to promote sound fiscal planning based on comprehensive historical and current economic data.

2. Policy

A. Balanced Budget

The Town shall prepare an itemized annual operating budget for each fund. The annual operating budget will be balanced with current revenues equal to or greater than current expenditures. In any fund in which expenditures exceed revenue, fund balance, and reserve balances may be used to meet shortfalls to the extent available. The annual operating budget process and format shall be performance-based and focused on goals, objectives, and performance indicators.

In accordance with §106 of Town Law, a tentative budget must be submitted to the Town Clerk on or before September 30th of each year. The content of the preliminary budget shall be in the format prescribed by the State Comptroller in accordance with §107 of Town Law. The Town Board adopts an annual budget for each fund based on budget requests submitted by each Department Director, who have accurately identified and justified their fiscal needs as part of the annual budget process. A notice of hearing that states the time and date where the public hearing will be held, the purpose thereof must be posted no later than five days before the day of the hearing. The budget must be adopted by resolution of the Town Board no later than November 20th of each year.

B. Operating Budget Transfers

Budget transfers are a useful and necessary management tool that permits reallocation of funds within the budget in order to respond to changing circumstances, unanticipated needs, and price increases.

Department Directors are authorized to request the Comptroller transfer operating budget appropriations from one line item to another within the same fund.

Department Directors are not authorized to request transfers from full-time salaries, part-time salaries, benefits, or utilities.

The Comptroller, after reviewing the necessity of the transfer and will insure the funds are available, is authorized to complete transfers in the operating budget of up to \$5,000 from one-line item to another.

Town Board approval is required for transfers of \$5,000 or more in the operating budget, except for year-end transfers that are required to close the Town's accounting records. Year-end transfers require the Comptroller's electronic approval.

C. Capital Budget Transfers

Department Directors are authorized to request the Comptroller to transfer Capital Budget appropriations from one object code to another for the same project.

The Comptroller, after reviewing the necessity of each transfer and that the funds are available, is authorized to complete transfers from one object code to another for the same project or purpose.

The Comptroller is authorized to transfer up to \$20,000 of remaining Capital Budget appropriations for completed projects funded with the Town's reserves to other projects requiring funding. Remaining balances will be returned to the original funding source.

Any portion of bond proceeds, inclusive of premiums, that is not expended for the purpose for which the bond was issued must be applied only to the payment of the principal and interest on such obligations, respectively, and cannot be transferred to a different project in accordance with §165.00 of the Local Finance Law.

D. Budget Amendments

Amendments to the Town's adopted operating budget require an approval by Town Board resolution and the Comptroller's electronic approval.

E. Personal Services Budget

An approval by Town Board resolution amending the operational budget is required to abolish, create and upgrade positions.

3. **Procedures**

A. Budget Development Calendar

Annual budget preparation for the ensuing fiscal year is performed in accordance with §106 of Town Law as follows:

<u>Months</u>	<u>Action</u>
January to April	<ul style="list-style-type: none">• Comptroller closes the books on the prior fiscal year
May	<ul style="list-style-type: none">• Issuance of Annual Comprehensive Financial Report (ACFR)• Submit ACFR to GFOA
June	<ul style="list-style-type: none">• Budget preparation for the ensuing fiscal year begins• Budget materials distributed to Town Departments
July to August	<ul style="list-style-type: none">• Town Department's budget submissions are evaluated• Supervisor and Comptroller review budget submissions with the Department Heads.
September	<ul style="list-style-type: none">• Town Supervisor submits Tentative Budget to the Town Board and files with the Town Clerk no later than September 30th
October	<ul style="list-style-type: none">• The Town Clerk presents the Tentative budget to the Town Board no later than October 5th
October/November	<ul style="list-style-type: none">• Town Board holds public hearings and reviews preliminary budget for the ensuing fiscal year
November	<ul style="list-style-type: none">• Town Board adopts a budget for ensuing year no later than November 20th

B. Budget Transfer Requests

For internal control purposes, budget transfers of \$5,000 or less require the following approval process:

- All transfer requests must be entered electronically into the accounting software by the requester.
- The Department Director or Assistant Department Director must approve the transfer by releasing the transfer electronically.
- The Comptroller or the Deputy Comptroller must approve each transfer by releasing the transfer electronically.
- Budget transfer requests of more than \$5,000 require an approved Town Board resolution:
 - Department Directors must submit a draft resolution and sponsor's memo for budget transfers of more than \$5,000 to the Comptroller for fiscal review and to the Supervisor's office for inclusion on the Town Board Agenda.
 - Upon Town Board approval, the Comptroller's office will enter the transfer electronically, release, and post it in accordance with the approved resolution.

C. Personal Services Budget

Full-time positions require an approval from the Supervisor:

1. The Department Director may submit an Employee Action Form (EAF) to the Comptroller.
2. The approved EAF will be submitted to the Supervisor's Office for final approval.
3. The Supervisor will submit the approved EAF to Personnel for processing.

D. Post Budget Adoption Monitoring

Department Directors are responsible for effectively monitoring their operations to ensure that actual results meet budget expectations. Department Directors should immediately take all necessary actions to address and remedy negative budget variances, including requesting budget transfers.

The Comptroller's office will meet with all Department Heads and perform a comprehensive review of the budget on a quarterly basis.

Tri-Sectional Budget reports are issued by the Comptroller's Office quarterly, reporting variances to the adopted budget.

Investment Policy

1. Purpose

This policy establishes guidelines for investing, monitoring, and reporting Town of Huntington funds while maximizing the return on the taxpayer dollar being entrusted to its care. This policy applies to all money and other financial resources available for investment on its own behalf or on behalf of any other entity associated with the Town for which it has oversight authority. The basic objectives of this policy are to conform investments to all applicable federal, state, and other legal requirements, schedule investments to meet the Town's cash requirements, timely deposit of funds, invest surplus funds to maximize returns as allowed by law and minimize risk.

Authority

The Town Supervisor (Chief Fiscal Officer) has delegated responsibility for administration of the investment program to the Director of Audit and Control/Comptroller who has established procedures for the operation of the investment program consistent with this policy. Such procedures include a strict internal control structure to provide a satisfactory level of accountability based on records incorporating description and amounts of investments, transaction dates, and other relevant information, and to regulate the activities of subordinate employees.

The primary State statutes that establish the legal authority governing the deposit and investment of public monies are:

General Municipal Law:

§10 – Deposits of Money

§11 – Temporary Investments

§39 – Investment Policies for Local Governments

Art. 5G – Municipal Cooperation

Banking Law:

§107-a – Security for Public Deposits

2. Policy

Investment Types:

Pursuant to General Municipal Law §11, the Town of Huntington is authorized to invest monies not required for immediate expenditure for terms not to exceed its projected cash flow needs limited to the following types of investments:

- A. Time deposit accounts (NOW and Money Market) that are fully collateralized in a bank authorized by the Town Board to do business with the Town.
- B. Certificates of Deposit that are fully collateralized and issued by a bank authorized by the Town Board to do business with the Town.
- C. Obligations of the United States of America
- D. Obligations of the State of New York
- E. Obligations guaranteed by agencies of the United States of America where the payment of principal and interest are guaranteed by the United States of America
- F. Repurchase agreements are authorized subject to the following restrictions:
 - 1. All repurchase agreements must be subject to a Master Repurchase Agreement.
 - 2. Trading partners are limited to banks or trust companies authorized to do business in New York State and primary reporting dealers.
 - 3. Obligations are limited to obligations of the United States of America and obligations of agencies of the United States of America where principal and interest are guaranteed by the United States of America.
 - 4. No substitution of securities will be allowed.
 - 5. The custodian shall be a party other than the trading partner.

All investments shall be redeemable at the option of the Town of Huntington within such times as the proceeds will be needed to meet expenditures for purposes that the monies were provided and, in the case of obligations purchased with the proceeds of serial bonds or notes, shall be payable or redeemable at the option of the Town of Huntington within two years of the date of purchase.

Diversification:

It is the policy of the Town of Huntington to diversify its deposits and investments by financial institution when appropriate, by investment instrument, and by maturity scheduling in the best interest of the Town.

Arbitrage and Derivatives:

The Town cannot issue bonds to borrow at a low interest rate and invest at a higher interest rate. The Town will comply with the New York State Comptroller's position that borrowing for the sole purpose of investing is contrary to public policy and an abuse of the tax-exempt feature of local government borrowings.

The Town of Huntington does not and will not engage in the use of any derivative products.

Internal Controls:

The Town of Huntington has established and maintains an internal control structure to provide reasonable but not absolute assurance that all deposits and investments are safeguarded against loss. These transactions are executed in accordance with management's authorization, recorded properly, and managed in compliance with applicable laws and regulations.

Designation of Depositories:

Authorized financial institutions and the appropriate limits that can be made with each financial institution must be approved by a Town Board resolution. All financial institutions must be authorized to do business within the State of New York. All financial institutions with which the Town of Huntington conducts business must be credit-worthy.

All banks doing business with the Town do so on a free-service-charge basis (except for paying agent fees for debt service). In addition, the Town uses an electronic cash management system to wire monies to various town accounts and to make payments. These wires are free of service charges and meet the State's objective of minimizing service charges.

All banks doing business with the Town must collateralize all amounts held by them in excess of the Federal Deposit Insurance Act (FDIC) amount.

Collateralizing of Deposits:

In accordance with General Municipal Law §10, all deposits of the Town of Huntington, including certificates of deposit, in excess of the amount insured under the provision of the Federal Deposit Insurance Act shall be secured:

- A. As provided by GML §10, a pledge of "eligible securities having in the aggregate a market value at least equal to the aggregate amount of public deposits" from the categories designated as follows:
 1. Obligations issued, or fully insured or guaranteed as to the payment of principal and interest, by the United States of America, an agency thereof or a United States government sponsored corporation.
 2. Obligations partially insured or guaranteed by any agency of the United States of America, at a proportion of the Market Value of the obligation that represents the amount of the insurance or guaranty.
 3. Obligations issued or fully insured or guaranteed by the State of New York, obligations issued by a municipal corporation, school district, or district corporation of New York, or obligations of any public benefit corporation, which under a specific State statute may be accepted as security for a deposit of public monies.
 4. Obligations issued by states other than New York of the United States rated in one of the three highest rating categories by at least one nationally recognized statistical rating organization.
 5. Eligible surety bond payable to the Town of Huntington executed by an insurance company authorized to do business in New York State, whose claims paying ability is rated in the highest rating category by at least two nationally recognized statistical rating organizations.
 6. Commercial paper and/or bankers acceptances issued by a bank (other than the bank with which the money is deposited) rated in the highest short-term category by at least one nationally recognized statistical rating organization and having maturities of not longer than sixty days from the date they are pledged.
- B. Irrevocable letter of credit in the amount of 140% of the aggregate total of deposits issued in favor of the local government by a bank whose commercial paper/unsecured short-term debt is rated in one of the three highest rating categories by at least one nationally recognized statistical rating organization.
- C. Irrevocable letter of credit in the amount of 100% of the aggregate total of public deposits issued in favor of the local government by a Federal Home Loan Bank whose commercial paper/unsecured short-term debt is rated in one of the three highest rating categories by at least one nationally recognized statistical rating organization.

Eligible securities used for collateralizing deposits shall be held by the depository and/or a third-party bank or trust subject to security and custodial agreements. The security agreement shall provide that the eligible securities are being pledged to secure Town of Huntington deposits and state any agreed-upon interest or costs. It shall also provide the conditions under which the securities may be sold, presented for payment, substituted, or released and the events that will enable the local government to exercise its rights against the pledged securities.

Collateral is monitored by the Comptroller's Office, a division of the Department of Audit and Control.

3. Procedures

The Director of Audit & Control/Comptroller is responsible for evaluating the financial position and maintaining a list of proposed depositories, trading partners, and custodians. Banks shall provide their most recent Consolidated Report of Condition (Call Report) at the request of the Town of Huntington. Security dealers not affiliated with the bank shall be required to be classified as reporting dealers affiliated with the New York Federal Reserve Bank, as primary broker-dealers. Such listing shall be evaluated on an ongoing basis.

Cash Flow:

All bank balances are confirmed daily, and a bank balance schedule is prepared showing both the balances in depositories and investments currently held, along with their respective maturity dates.

The bank balance schedule is then expanded into a cash flow projection schedule. The balances are used as a guide to which anticipated revenues are added and expected disbursements are subtracted.

Unanticipated revenues or disbursements affect investments, and the balances are adjusted accordingly. Additional input may be solicited from various departments with direct knowledge of particular revenues and disbursements, as seasonal revenues and disbursements must be considered to maximize the Town's investments.

Available balances are used as the fiscal year draws to a close. A sufficient level of cash in the money market or "NOW" checking accounts must be maintained to meet the town's operating needs.

Purchase of Investments:

The Director of Audit & Control/Comptroller is authorized to contract for the purchase of investments, and an investment schedule is maintained on a weekly basis and reconciled to investment statements:

- A. Directly, including through a repurchase agreement, from an authorized trading partner.
- B. By participating in a cooperative investment program with another authorized governmental entity pursuant to Article 5G of the General Municipal Law where such program meets all the requirements set forth in the Office of the State Comptroller Opinion No. 88-46 and the specific program has been authorized by the governing board.
- C. By utilizing an ongoing investment program with an authorized trading partner pursuant to a contract authorized by the governing board.

Certificate of Deposit:

When CDs are purchased, a determination is made regarding the amount and the length of time for which the investment will be made.

In order to determine current market rates, rate quotations are obtained from at least three banks authorized to do business with the Town of Huntington.

Funds are generally invested with the bank paying the highest rate of interest, providing that there is sufficient collateral pledged to cover the investment.

A bid sheet is prepared containing the total amount of the investment as well as the individual component parts. A bank can bid on either the total or on any combination of pieces. The bid sheet states the issue date, maturity date, number of days until maturity, and the date and time the bid is to be received. The banks being canvassed are checked off, and the person making the bid for the bank is noted.

Bids received are entered on the bid sheet exactly as received, and the winning bid is highlighted.

The bank to which the CD is being awarded is called to confirm the bid. Information as to their cover or spread and other bids is given verbally. All other participants in the bid are then called with the results. A follow-up copy of the bid sheet is sent to each participant in the bidding process.

Electronically transmitted wire transfers are used to transfer money to the winning bank. This is done on a fee-waived basis and confirmed in writing to both the bank transferring the money and the bank receiving the wire transfer.

While the principal is rolled over from one investment to the next, interest is always returned on the maturity date to the fund investing the money based on its percentage of participation.

Journal entries are set up to record any adjustments to the temporary investment account resulting from the CD transaction and verified.

Upon maturity or rollover, principal and interest are returned to the originating fund. Follow-up debit and credit memos are attached to the CD bid sheet and filed.

Repurchase Agreements:

A Repurchase Agreement (REPO) is a transaction in which a local government purchases authorized securities from a trading partner. Simultaneously, the local government agrees to resell, and the trading partner agrees to repurchase the securities at a future date. The Town of Huntington agrees upon prices and dates for the sale and resale at the time of the initial purchase. The securities purchased under a repurchase agreement are limited to federal securities authorized by General Municipal Law §11. The purchase price shall be the present market value plus any accrued interest not reflected in the market value of the securities as opposed to the face value. The Town of Huntington will only invest in repurchase agreements to buy and sell securities and shall not be the Town's main investment.

A repurchase agreement shall comply with the following requirements:

- A. The securities, unless registered or inscribed in the name of the Town of Huntington, are purchased through banks or trust companies authorized to do business in the State of New York.

- B. After ascertaining which bank will give the most favorable rate of interest, direct the custodial bank to purchase specified securities from a designated institution. The custodial bank is the bank or trust company that acts for the Town of Huntington in connection with repurchase agreements involving the investment of funds by the Town of Huntington. The custodial bank shall not be the seller of securities to the Town of Huntington.
- C. A custodial bank must be a member of the Federal Reserve Bank or maintain accounts with member banks. Usually, U.S. government securities are maintained in book-entry form in the computer system of one of the Federal Reserve Banks. All transfers of book-entry securities must be accomplished on a Reserve Bank computer record through a member of the Federal Reserve System. These securities must be credited to the Town of Huntington on the records of the custodial bank and the transaction must be confirmed in writing to the Town of Huntington by the custodial bank.
- D. Trading partners are limited to banks or trust companies authorized to do business in New York State or to registered primary reporting dealers.
- E. The Town of Huntington must have a written master repurchase agreement that outlines the basic responsibilities and liabilities of the Town (buyer), seller, and custodial bank.
- F. Agreements may be made for short periods of time, generally 1 to 14 days, and not exceed 30 days. Other more appropriate investments will be used for longer periods.
- G. Specific guidelines regarding margin maintenance have been established. Generally, the Town of Huntington will require a 1% - 2% margin requirement, meaning the security will have collateralization of 101% - 102% or more.
- H. The custodial bank then takes delivery of and maintains the securities in its custody for the account of the Town of Huntington and confirms the transaction in writing.
- I. The custodial bank shall take possession of the securities exclusively for the local government; that the securities are free of any claims against the trading partner; and any claims by the custodian are subordinate to the Town of Huntington's claim to rights to those securities.
- J. The obligations purchased by the Town of Huntington may only be sold or presented for redemption or payment by the fiscal agent bank or trust company holding the obligations upon the written instruction of the Town of Huntington.
- K. No substitution of securities is allowed.

Debt Management Policy

1. Purpose

This policy establishes the parameters for issuing debt as a low-cost source of capital while striving to minimize the Town's debt service and issuance costs. Defining debt limits, retaining the highest practical credit rating, meeting or exceeding all financial disclosure and reporting requirements are guidelines set forth in this policy. This policy applies to all general obligation debt issued by the Town of Huntington, debt guaranteed by the Town, and any other forms of obligation of indebtedness. Adherence to a debt management policy helps to ensure that the government maintains a sound debt position and that credit quality is protected.

2. Policy

Debt will be issued to finance significant capital construction and renovation projects, land and building acquisitions, and capitalizable equipment purchases when pay-as-you-go options such as capital grants, contributions from other governments, or reserve and fund balances are not available or sufficient. Debt issuance will not be used to finance current operations or normal maintenance.

The Town of Huntington will manage its debt and sustain its financial position in order to seek and maintain the highest credit ratings possible for all categories of short- and long-term General Obligation debt that can be achieved without compromising delivery of basic Town services and achievement of Town policy objectives.

In addition to long-term debt obligations, short-term obligations (such as bond anticipation notes) may be issued to finance projects or portions of projects or to provide interim financing for projects for which the Town may ultimately intend to issue long-term debt.

Debt will be structured as follows:

- A. Net cost to the Town will be minimized given market conditions and the urgency of the capital project.
- B. Debt will be issued for the shortest period consistent with a fair allocation of costs to current and future beneficiaries or users.
- C. Debt will not be issued for periods exceeding the useful life or average useful lives of the project or projects to be financed, pursuant to applicable law and as recommended by the Town's Bond Counsel and Financial Advisor.
- D. Outstanding debt must be kept within the limits prescribed by Local Finance Law Section 104 (7% of the average full valuation of taxable real estate) and at levels consistent with its creditworthiness objectives. Currently, full valuation is approximately \$40.4 billion. This allows for total bonded debt of \$2.68 billion.
- E. Debt service expenditures will be limited and supported by local real property taxes to no more than 15% of the aggregate budgetary appropriations in any given year in order to maintain appropriate budgetary controls and to prevent imposing excessive burdens on taxpayers of the Town.

- F. Payment of overall debt service will be budgeted and paid when due in order to maintain the highest possible credit rating to the extent possible.
- G. Annual capital debt will be issued through a competitive bidding process to achieve the lowest cost and most favorable terms, given the financial structure and market conditions. Bond refinancing and/or revenue debt are not subject to the competitive bidding process.
- H. Debt will be issued in the best interest of the Town and its citizens, ensuring that actions within the Town Board's control are prudent and beneficial.

Use of Bond and Note Proceeds

Bond and note proceeds shall be used only for the purpose for which the bonds were authorized by the Town Board, pursuant to the applicable bond resolution. All bond-financed projects will be reviewed continuously for compliance with applicable laws regarding use of proceeds, including provisions of the Internal Revenue Code of 1986, as amended, and the Regulations promulgated thereunder (the "Code") relating to the private use of bond-financed facilities.

Arbitrage Rebate

The Town will comply with all arbitrage rebate requirements as established by the Code. Arbitrage will be calculated at the end of each applicable period, pursuant to the Code and any arbitrage interest earned on the investment of bond or installment purchase proceeds will be reserved to any tax, interest or penalties due. Any such tax, interest, penalties, or other amounts due shall be paid in accordance with applicable provisions of the Code and the advice of the Town's Bond Counsel.

3. Procedures

Debt Issuance Approval

To enhance creditworthiness and provide prudent financial planning, the Town Board will adopt a five-year Capital Budget annually. Significant capital projects that do not have sufficient funding will be funded through the issuance of debt.

Certain bond resolutions (e.g., under current law, those providing for a maximum maturity in excess of five years) are subject to a permissive referendum. Bond resolutions authorizing the issuance of debt to finance improvements for Special Districts are subject to a public hearing and other proceedings under existing provisions of the Town Law, and such Special District bond resolutions are not subject to a permissive referendum. Certain bond resolutions may be subjected to a mandatory referendum on the Town Board's motion, under existing law. In general, bond resolutions must be adopted by at least a two-thirds majority vote of the entire membership of the Town Board (regardless of any temporary vacancies on the Town Board). However, for bond resolutions subject to a mandatory referendum, a three-fifths majority vote is sufficient.

Debt Issuance:

The Town will retain an external financial advisor selected by the Town Board who will issue the official statements, provide financial guidance, and conduct the competitive bid process. The utilization of the financial advisor for particular bond sale will be at the discretion of the Town Board on a case-by-case basis and pursuant to the financial advisory services contract. The selection process for financial advisors will require comprehensive municipal debt experience, experience with diverse financial structuring requirements, and pricing of municipal securities.

The Town will seek the highest rating possible from at least one rating agency for each debt issue in accordance with the financial advisor's recommendations. In order to achieve the highest rating possible, the Town will provide complete and accurate financial information to rating agencies, institutional and individual investors. The Town will meet secondary disclosure requirements on a timely and comprehensive basis.

The Town will retain external bond counsel for all debt issues. All debt issued by the Town will include a written opinion by bond counsel affirming that the Town is authorized to issue the debt, stating that the Town has met all state constitutional and statutory requirements necessary for issuance, and determining the debt's federal income tax status. Bond counsel will be selected by the Town Board and shall coordinate efforts with the Town Comptroller for the preparation of bond authorizations.

Capital Asset Policy

1. Purpose

This policy establishes guidelines to capitalize and depreciate long-term assets in compliance with Government Accounting Standards Board (GASB) Statement No. 34 and Government Accounting, Auditing and Financial Reporting (GAAFR). The recording of capital assets is required to provide control of and accountability of capital assets, provide a record for insurance valuation, and provide a basis for a capital replacement plan.

2. Policy

Capital assets are inventoried, safeguarded, maintained, and controlled. A Capital Asset is an asset that has an initial life extending beyond one reporting period. Capital assets of \$5,000 or more will be depreciated over the useful life of the asset, and those between \$500 and \$5,000 will be expensed and recorded in the inventory system. All Capital Assets must be tagged to facilitate the tracking of all assets. The Comptroller maintains accountability over all tangible asset records, and such records will be verified by a physical inventory by each department once a year.

3. Procedures

A. Internal Controls

1. Capital asset responsibilities must be distributed among several positions to maintain and control assets. Each department must have procedures in place to adequately safeguard assets from loss, waste, or misuse.
2. The Town Comptroller has the custodial and supervisory duties of the capital asset system and designates one staff member in Audit and Control as the Capital Asset Manager. The Capital Asset Manager receives all invoices for the purchase of capital assets and creates an asset in the inventory system. An asset tag is assigned and recorded in the inventory system. The tags are sent to the department who purchased and/or received the asset. The receiving department affixes the tag to the asset.
3. Each department will receive a list of its current inventory and will be required to confirm the list to its physical assets annually and provide any changes to the Internal Auditor. The Internal Auditor will perform periodic physical inventories and resolve any discrepancies.

B. Asset Valuation

1. Capital assets- including infrastructure are reported at historical cost or fair market value on the date of donation, including ancillary charges to place the asset in its intended location, installation, and capitalized interest, net of depreciation. If the cost is not available, an

estimate may be used to record the capital asset. All costs should be documented, including methods and sources used to establish estimated costs.

2. **Self-constructed Assets-** All direct costs including Town labor associated with the construction project that meets the capitalization criteria of over \$5,000 is included in the cost of the asset.
3. **Donated Assets-** Assets acquired by gift, donation, or payment of a nominal sum not reflective of the asset's market value shall be assigned a cost equal to the fair market value at the time of acquisition. Fair market value represents the price actually given in current market dealings.
4. **Asset System –** Many assets consist of multiple components that make up the asset. This is particularly true for Personal Computer systems. The Town of Huntington has decided to value all Personal Computers as a system (CPU plus monitor). A system has the following characteristics:
 - a. Consists of multiple property sub-units which function together as a single unit.
 - b. Individual sub-unit costs are generally not significant in comparison to the total cost of the entire system.
 - c. Normally, individual sub-units would not meet the capitalization criteria. The grouping as a whole, however, qualifies as a Controlled Asset (\$500 acquisition cost).
 - d. When a sub-unit is replaced, it generally does not extend the life of the larger asset. Therefore, replacement would generally be treated as maintenance expense.
 - e. Each sub-unit is integrated and configured in such a way as to make identification of individual components difficult. Therefore, it is impractical to tag, track, and inventory each sub-unit.

C. Asset Classification

There are three types of capital assets that are maintained in the Town's asset inventory system:

1. **Depreciable Capital Assets-** Capital assets that benefit more than one fiscal period with a cost of \$5,000 or greater.
2. **Non-Depreciable Capital Assets-** Capital assets that benefit more than one fiscal period with a cost of more than \$500 but less than \$5,000. Land is considered a non-depreciable capital asset at any cost.
3. **Depreciable Intangible Capital Assets-** Identifiable assets that cannot be seen, touched, or physically present that benefit more than one fiscal period with a cost of \$5,000 or greater, such as computer software, patents, or copyrights.

Capital assets are classified in one of the following categories:

1. **Land-** Expenditures for the contracted cost of the land purchase and related expenses such as closing costs, broker's commission, legal fees for examining and recording ownership, cost of ownership guarantee insurance policies, cost of real estate surveys, cost of razing old buildings, structures or other improvements acquired with the property, draining, clearing, landscaping, landfilling, and grading costs. **Excluded** are fees for ownership searches, expenditures in connection with disposal of refuse, costs of utility easements, and repairs to other improvements.
2. **Building and Building Improvements-** Expenditures for the purchase price of acquiring an existing building, contracted construction of permanent structures, not including land. Expenses incurred in remodeling, reconditioning, or altering a purchased building to make it suitable for the purpose for which it was acquired, cost of excavation, grading, or filling

of land as part of the construction of a specific building; expenses incurred for the preparation of plans, specifications, blueprints, etc., cost of building permits, architects' and engineers' fees for design and supervision, other costs such as temporary buildings used during the construction period that are not moveable or reusable and are razed at the end of construction. Other depreciable building expenditures include but are not limited to shelving, bleachers, bathroom accessories, carpet, plumbing, sprinkler, heating, ventilating, and air conditioning systems, emergency generator systems for building support, built-in public address systems, intrusion alarm systems, fire alarm systems, and emergency lighting systems. **Excluded** are extraordinary costs that are merely incidental to the erection of the building (e.g., those due to strike, flood, fire, or other casualty), and the cost of abandoned construction. If a building is purchased, an allocation must be made between the land, improvements other than buildings, and the buildings.

3. Land Improvements- Expenditures for acquiring improvements, to land or property, whether a building exists or not, including paving, fencing, playground, tennis courts, concrete walks and steps, outside lighting, outside plumbing, irrigation systems, signs, flagpoles, outdoor bleachers, miscellaneous sheds, ball diamonds, swimming pools, retaining walls, fountains, and memorials. The amount to be capitalized is the actual dollar cost of installation or acquisition of these assets at the acquisition date, including any labor and installation fees.
4. Machinery and Equipment- Expenditures related to the acquisition of vehicles and equipment, including freight and storage charges, installation costs, and costs for testing and preparation for use. All costs incurred after acquisition but prior to placing in service, such as installation of ancillary equipment like communication devices and painting/application of logos and signage to make a fixed asset ready for use, should be capitalized as part of the cost of the asset. **Excluded** is any trade-in allowance.
5. Construction in Progress- Expenditures for construction work project, but not yet completed. As construction progresses, the cumulative expenditures are capitalized as Construction in Progress (CIP). Upon completion of the capital asset, the balance in the Construction in Progress account is transferred to the appropriate account (buildings, machinery & equipment, etc.). Projects that have not reached 100% completion will continue to be tracked as Construction in Progress. Interest cost incurred during the construction period is subject to capitalization as part of the cost of construction when conditions identified by the Financial Accounting Standards Board (FASB)-34 – Capitalization of Interest Costs exist (for Proprietary funds only).
6. Infrastructure- Expenditures for construction of major renovation to long-lived capital assets that are normally stationary in nature and can be preserved for a significantly greater number of years than most capital assets. These include roadways, bridges, drainage systems, and the cost of associated demolition.

D. Other Assets

1. Capital Leases – The National Council on Governmental Accounting (NCGA) requires that a lease agreement that satisfies the criteria established by FASB-13 be capitalized. FASB-13 states that non-cancelable leases that meet **ANY ONE** of the following criteria must be capitalized:
 - a. The lease transfers ownership of the property to the lessee at the end of the lease term.
 - b. The lease contains a bargain purchase option.
 - c. The lease term is equal to 75% or more of the estimated economic life of the leased property.

- d. The present value of the minimum lease payments at the inception of the lease equals at least 90% of the fair value of the leased property.
2. Repairs, Improvements, or Betterments – Major repairs are expenditures that increase the future service potential of the asset. If a major repair will extend the life of the asset by several years, it should be handled as an improvement. If the expenditure is a replacement, a retirement must be made to the items being replaced, **only** if the replacement substantially increases the value, the capacity/capability, or useful life of an asset system. Otherwise, the replacement is treated as a maintenance expense. This includes both a reduction in Historical Cost and Accumulated Depreciation. Expenditures to repair and maintain a fixed asset in efficient operating condition without extending the asset's normal accounting life should be expensed.

E. Departmental Responsibilities and Asset Acquisition Procedures

Departments will be responsible for purchasing capital assets, tracking the assets under their custody, and disposing of assets in accordance with this policy. Department Heads or a designated representative will assign and advise the Capital Asset Manager of the individual(s) to be designated as the asset custodian(s), who will have the responsibility for the maintenance of the assets in that department.

Departments are responsible for:

1. Safeguarding and maintaining control over all assets in their custody.
2. Maintaining up-to-date records on asset property, including the description, user, location, tag number, purchase order number, purchased cost, and, if applicable, Grant number.
3. Attaching identification tags to asset property.
4. Returning the completed Fixed Asset Record Form to the Capital Asset Manager.
5. Notifying the Capital Asset Manager in the event that an asset is added, transferred, moved, or sold.
6. Notifying the Capital Asset Manager when surplus assets are identified for disposal.
7. Supplying the Inventory Capital Asset Manager with appropriate police reports, if assets have been stolen.
8. Properly dispose of any assets that are no longer operable.
9. Designate surplus assets and notify the Purchasing Director for auction.
10. Conduct departmental physical inventories and audits on a periodic basis but no less than once per year.

F. Asset Acquisitions

Requisitions and purchase orders for Capital Assets are acquired in accordance with the Town's procurement procedures as outlined below:

1. The Department will electronically enter a purchase requisition. Acquisitions are appropriated against the approved budget line based on the object code.
2. The Purchasing department will review and confirm all requisition details and issue a purchase order to the vendor.
3. Upon receipt and acceptance of the ordered item, the Department sends the voucher copy of the purchase order and the invoice to Audit & Control for processing payment.
4. A Capital Asset form is prepared and submitted with the invoices for all assets with a cost basis of \$500 or more and charged to an object code beginning

with a 2. The Capital Asset form must include all asset information, including the description of the asset, serial number, original cost, and other related account/funding information.

5. Audit & Control will record the asset in the inventory system and assign an asset tag number to the asset. The tag will be sent to the appropriate Asset Custodian.
6. The Asset Custodian will be responsible for placing the inventory tag on the equipment in a safe and conspicuous location (NOTE: Vehicles should have the bar code tag applied inside of the glove compartment). Unused identification tags must be returned to the Inventory Control Supervisor along with a memo explaining why the tag was not used.

G. Audit & Control Responsibilities and Procedures

Audit & Control Department is responsible to:

1. Maintain the centralized database records regarding identified asset property, which the Town has in its possession.
2. Identify all requisitions, including change orders, for assets under the scope of this procedure and record asset information in the inventory system.
3. Track and control assets and assign identification tags.
4. Schedule and provide assistance in periodic departmental audits.
5. Ensure that the policy, procedures, guidelines, and regulations governing equipment under inventory control management are followed.
6. Conduct periodic audits and physical inventories of all Town assets.
7. Provide property management reports of all assets exceeding \$500 to department heads, the Comptroller, and the Town Board.
8. Report any unresolved discrepancies in departmental asset property records to the Town Board.
9. Provide an annual report of all assets exceeding \$5,000 in purchase cost to the auditors.

H. Transfer of an Asset

When an asset is transferred from one department to another, the original department is responsible for notifying the Capital Asset Manager of the transfer using the Capital Asset Record Form. All transfers must include both sending and receiving Department Director approval. Assets will keep the original tag; custodial responsibility will be updated on the Asset Record. Notification will include all necessary information as shown on the Capital Asset Record Form.

I. Retirement of an Asset

Assets under this procedure that have been identified for disposal by a custodial department and confirmed by the Capital Asset Manager will be disposed of according to the procedure allowed under New York State law. **NO PROPERTY SHALL BE DISPOSED OF WITHOUT THE KNOWLEDGE AND WRITTEN APPROVAL OF THE CAPITAL ASSET MANAGER.**

No property with intrinsic value may be sold, disposed of, or given to any person or organization without specific approval of the Town Board. Property to be disposed of may be offered for trade-in on new purchases, destroyed and disposed of, sold by sealed bid, or auctioned. Property may be transferred between departments by mutual department head agreement and or by Town Board resolution. Each department will be responsible, for the movement and the disposition

of asset property in its custodial care. The custodial department will incur all costs associated with asset property disposal.

Department Directors are responsible for notifying the Capital Asset Manager of the retirement of an asset. Notification will include all necessary information on the Capital Asset Record Form, including stolen (police report), destroyed (department head approval), lost (written explanation), and trade-in information. When multiple assets of the same kind and value are retired, a list of asset tag numbers may be attached to the Capital Asset Record Form, and "See Attached List" must be written in the Town Fixed Asset ID Number field.

J. Depreciation

Both Generally Accepted Accounting Principles (GAAP) and Government Accounting Standards Board (GASB) Statement No. 34 require that capital assets be depreciated. Depreciation is the systematic and rational allocation of the historical cost of a capital asset over its useful life other than Land.

Depreciation will be calculated based on the acquisition cost using the straight-line method and assumes that the asset will depreciate at the same rate each year of its useful life. Annual depreciation is calculated by dividing the acquisition cost by the useful life. One full month's depreciation in the month in which the asset is placed in service, regardless of when it was actually placed in service, during the month, and each month thereafter. The total amount depreciated can never exceed the acquired cost, less any salvage value if applicable.

The table reflects the useful lives of various categories of capital assets that the Town uses for calculating depreciation.

K. Inventory Procedures

1. A physical inventory of all capital assets will be conducted at least annually. In addition, random spot checks will be made by printing several tag numbers from the inventory system and physically verifying that the assets correspond to the tag numbers. This is called "Record to Floor" verification. At the same time, several tag numbers of other assets in the audited area will be verified to the inventory system. This is called "Floor-to-record" verification. Emphasis should be placed on identifying newer assets to ensure that they are properly recorded in the inventory system.
2. The physical inventory audit will be completed by December 31 each year.
3. The bar code tags of all assets at each location will be scanned along with an indication of the property, and building. The date the asset was sighted and who performed the inventory will also be recorded.
4. Any Capital Assets found at the location without a bar-coded tag will be entered into the inventory system as a new asset. If the inventory audit determines that an asset was formally acquired and is properly in the custody of the Town but has not been recorded in the inventory system, the Capital Asset Manager will enter the asset as an "addition." For an asset that has previously been entered into the inventory system but the tag has been removed, a new bar-coded tag will be affixed to the asset, and the system will subsequently be updated to reflect the new bar-coded tag number.
5. The Town of Huntington may retain the services of an outside firm to re-evaluate the Town's insurable values on an as-needed basis.

Glossary



Glossary

–A–

ACCRUAL BASIS ACCOUNTING

Most commonly used accounting method. Reports income when earned and expenses when incurred as opposed to cash-based accounting, which reports income when received and expenses when paid.

ACTIVITY

A program effort that contributes to the attainment of a specific set of performance objectives.

ACTUAL

Actual (as opposed to budgeted) revenues and expenses for the fiscal year indicated.

AD VALOREM

A tax, duty, or fee that varies based on the value of the product, service, or property on which it is levied.

AD VALOREM TAXES

Commonly referred to as property taxes levied on both real and personal property according to the property's valuation and the tax rate.

ADOPTED BUDGET

The financial plan for the fiscal year beginning January 1 as amended and adopted by resolution by the Town Board. The budget, once adopted, is the legal authorization to expend Town funds during the fiscal year identified.

AMERICANS WITH DISABILITIES ACT (ADA)

A Federal Law passed in 1990 prohibits discrimination in employment or the provision of services and facilities on the basis of disability.

ANNUAL COMPREHENSIVE FINANCIAL REPORT (ACFR)

A full disclosure of financial statements for state and local government finances. The Governmental Accounting Standards Board (GASB) provides the generally accepted accounting standards (GAAP) for governments to follow in their accounting.

APPROPRIATION

A legal authorization or allocation that permits officials to incur obligations against and to make expenses for defined purposes.

ARBITRAGE

The simultaneous purchase and sale of the same or an equivalent security to profit from price discrepancies. In government finance, the most common occurrence of arbitrage involves the investment of bond proceeds

in an investment that yields a higher interest rate, resulting in interest revenue in excess of interest costs.

ASSESSMENT ROLL

The official list prepared by the Assessor that contains the legal description of each parcel or item of property and its assessed valuation. This term is used to denote the total valuation of all taxable property in the Town.

ASSESSED VALUATION

The valuation set upon real estate and certain personal property by the Assessor as a basis for levying property taxes.

ASSET

Resources that have monetary value owned or held by a government.

ATTRITION

A method of achieving a reduction in personnel by not refilling the positions that have become vacant due to resignation, reassignment, transfer, retirement or means other than layoffs.

AUTHORIZED POSITIONS

Employee positions authorized in the adopted budget are to be filled during the year.

–B–

BALANCED BUDGET

The amount of budgeted expenses is equal to or less than the amount of budgeted revenues and other available funding sources.

BEGINNING FUND BALANCE

The residual non-restricted funds brought forward from the previous fiscal year (ending balance).

BENCHMARKING

The process of critically evaluating a program's or service's activities, functions, operations, and processes (qualitatively and quantitatively) to achieve a desired level of performance. The objective of benchmarking is to introduce and sustain best practices by making valid comparisons with other processes or organizations, resulting in a continual improvement of performance.

BOND

A debt instrument issued for a period of more than one year for the purpose of raising capital by borrowing. The government obtaining the bond

Glossary

promises to pay a defined sum of money (principal) at a specified future date (date of maturity), along with periodic interest paid at a designated percentage of the principal (rate of interest).

BOND RATINGS

A number of companies assign a risk level to the bonds or debt issued by a government. Risk means the likelihood of default or nonpayment. The lower the risk of nonpayment, the lower the interest the government must pay. Some agencies give an AAA rating to the least risky government bonds. Some of the top rating agencies are Standard & Poor's Corporation, Moody's Investor Service, and Fitch Investor's Service.

BOND REFINANCING

The payoff and reissuance of bonds to obtain better interest rates and/or bond conditions.

BOND RESOLUTION

Town Board Resolution authorizing a bond issue.

BUDGET

An estimate of adopted revenues and expenses for a specific fiscal period.

BUDGETARY BASIS

This refers to the basis of accounting used to estimate the financing resources and uses in the budget. This generally tends to be accrual, modified accrual, or cash basis.

BUDGET DEVELOPMENT CALENDAR

Schedule of key dates or milestones that the Town will follow to prepare and adopt the Adopted budget.

– C –

CAPITAL BUDGET

The six-year Adopted plan that includes the initial budget year and subsequent five "out-years." The Plan is updated annually to include expanded or new capital projects. It specifies Adopted projects and an estimation of resources available to fund project expenses.

CAPITAL PROJECT

A major physical improvement such as construction, acquisition, technology enhancement, and/or infrastructure improvement that adds value to the physical assets of a government or significantly increases the useful life of an asset. It can also refer to building and construction of a new government asset.

CASH BASIS

A basis of accounting in which transactions are recognized only when cash is received or paid.

COLLECTIVE BARGAINING AGREEMENT

A legal contract between the employer and an authorized representative of a recognized bargaining unit for specific terms and conditions of employment.

CONSUMER PRICE INDEX (CPI)

A statistical measure of change, over time, in the prices of goods and services in major expense groups such as food, housing, apparel, transportation, and health and recreation typically purchased by urban consumers. Essentially, it measures the purchasing power of consumers' dollars by comparing what a sample "market basket" of goods and services costs today with what the same sample market basket costs at an earlier date. The United States Department of Labor publishes the Consumer Price Index on a monthly basis.

CONTINGENCY

An appropriation of funds to cover unforeseen events that occur during a fiscal crisis to address unfunded mandates, revenue shortfalls, and other similar events. In addition, funding for vacant positions are placed in the contingency account throughout the year.

CONTRACTUAL SERVICES

Services rendered to a government by private firms, individuals, or other governmental agencies.

– D –

DEBT

Liability or obligation in the form of bonds, loan notes, or mortgages owed to another person(s) or government and required to be paid by a specific date (maturity).

DEBT LIMIT

A statutory limitation whereby a government's net GO Bond debt cannot exceed a specified percentage of the appraised value of property subject to taxation.

DEBT SERVICE

Payment of principal and interest on borrowed money (i.e., bond issuance) according to a predetermined payment schedule.

Glossary

DEBT SERVICE FUND

A fund established to account for the accumulation of resources for the payment of principal and interest on long-term debt.

DEDICATED TAX

A tax levied to support a specific government program or purpose.

DEFEASANCE

A provision in an instrument that nullifies it if specific acts are performed. Example: Discharge old, low-rate debt without repaying it prior to maturity. Then, use newly purchased securities with lower face values but that pays higher interest. The objective is a cleaner (more debt-free) balance sheet and increased earnings in the amount by which the face amount of the old debt exceeds the cost of the new securities.

DEFICIT (NEGATIVE FUND BALANCE)

The excess of an entity's liabilities over its assets or the excess expenses over revenues during a single accounting period.

DEPARTMENT

A component of the Town that provides a unique program or service within it. A department may be subdivided into divisions (responsibility centers).

DEPARTMENT REQUEST

The budget requested by each Department for annual operations.

DEPRECIATION

Expiration in the service life of capital assets, attributable to wear and tear, deterioration, action of the physical elements, inadequacy, or obsolescence.

— E —

ENDING FUND BALANCE

Funds carried over at the end of the fiscal year to the new fiscal year. Within a fund, the revenue on hand at the beginning of the fiscal year, plus revenues received during the year minus expenses, equals the ending fund balance.

ENTERPRISE FUND

Fund type established to finance and account for the total costs of selected government facilities and services that are predominantly self-supporting by

user charges. This type of fund uses the accrual basis of accounting.

EQUALIZATION RATE

At its simplest, an equalization rate is the state's measure of a municipality's level of assessment (LOA). This is the ratio of total assessed value (AV) to the municipality's total market value (MV). The municipality determines the AV; the MV is estimated by the state.

ESTIMATED EXPENSES/REVENUE

Annualized projection of an expense or revenue.

EXPENSE

The cost for goods or services.

— F —

FEES

A charge imposed on the beneficiary or recipient of a service provided by the Town. Its purpose is to help recover some or all of the costs incurred by the Town in providing the service.

FISCAL POLICY

A government's policies with respect to revenues, expenses, and debt management as these relate to government services, programs, and capital investment. Fiscal policy provides an agreed-upon set of principles for the planning and programming of government budgets and related funding.

FISCAL YEAR

A government's twelve-month period designated as the operating year for accounting and budgeting purposes. The Town of Huntington's fiscal year is January 1 through December 31.

FIXED ASSETS

Assets of long-term nature intended to continue to be held or used. Examples are buildings, land, machinery, furniture, and other equipment.

FRINGE BENEFITS

Contributions made by a government to meet obligations for employee benefits such as health insurance, pension plans, FICA, etc.

FULL FAITH AND CREDIT

A pledge of a government's taxing power to repay debt obligations.

Glossary

FULL-TIME EQUIVALENT (FTE) POSITION

A full-time position or a part-time position converted to the equivalent of a full-time position based on 2,080 hours per year (or a variation relative to the contract agreed upon for that classification). For example, a part-time employee working for 20 hours per week would be the equivalent to .5 of a full-time position.

FUNCTIONS

A component/department of the Town that provides a unique program or service within it. A Department may be subdivided into divisions (responsibility centers).

FUND

An independent fiscal and accounting entity with a self-balancing set of accounts recording cash and/or other resources together with all related liabilities, obligations, reserves, and equities that are segregated to carry out a specific activity or purpose. Each fund is separate and maintains individual records of income and expenses. By law, expenses cannot exceed revenues.

FUND BALANCE

The excess of the assets of a fund over its liabilities, reserves, and carryover.

FUND TYPE

In governmental accounting, there are three broad *types* of funds with specific funds within each. These are:

- Governmental
 - General
 - Special Revenue
 - Debt Service
 - Capital Projects
- Proprietary
 - Enterprise
 - Internal Service
- Fiduciary
 - Expendable Trust
 - Non-Expendable Trust
 - Agency

– G –

GENERALLY ACCEPTED ACCOUNTING PRINCIPLES (GAAP)

A widely accepted set of rules, standards, conventions, and procedures for reporting financial information as established by the Financial Accounting Standards Board.

GENERAL FUND

The primary fund used by the Town for which revenues and expenses are not legally restricted for use. Examples of departments operating within the General Fund include the Department of Engineering, the Department of Audit & Control, and the Town Supervisor's Office.

GENERAL OBLIGATION BOND (GO BOND)

Type of Municipal Bond where principal and interest are secured by the full faith and credit of the issuer and usually supported by either the issuer's unlimited or limited taxing power.

GOAL

A broad operational statement of what a program expects to achieve sometime in the future, thus providing a general description of the desired end state.

GOVERNMENT ACCOUNTING STANDARDS BOARD – STATEMENT 34 (GASB 34)

A Government Accounting Standards Board statement that requires two financial statements of governmental funds: a balance sheet and a statement of revenues, expenses and changes in fund balances. Of note, Statement 34 also requires that the value of infrastructure assets be shown on the balance sheet. In addition, Management's Discussion and Analysis (MD&A) is required.

GRANT

A contribution by a government or other organization to support a particular function and/or purpose. Grants may come from other governments (Federal, State) or from private donors.

– H –

HOURLY

Refers to an employee who fills a temporary or short-term position. Such employees provide contingency staffing for government operations during peak workloads or to fill temporary staffing needs. Hourly employees are paid on a per-hour basis and receive limited benefits.

– I –

IMPACT FEES

A type of charge for services imposed on new construction in order to support specific new demands on a given service (e.g., parks and fire protection).

Glossary

INDIRECT COST

A cost necessary for the functioning of the government as a whole but which cannot be directly assigned to one service or program area.

INFRASTRUCTURE

Government facilities on which the continuance and growth of a community depend, such as roads, bridges, and similar assets that, are immovable.

INTEREST

The fee charged by a lender to a borrower for the use of borrowed money is usually expressed as an annual percentage of the principal; the rate is dependent on the time value of money, the credit risk of the borrower, and the inflation rate.

INTEREST INCOME

Revenues earned on investments.

INVESTMENT

The purchase of a financial product with the expectation of favorable future returns.

ISSUE

A bond offered for sale by a government.

– J –

JUDGMENT

An amount to be paid or collected by a government as the result of a court decision.

– L –

LEVY

A fixed rate for services that is imposed by a government to support its operations.

LIABILITY

Debt or other legal obligation arising out of a past transaction that must be liquidated, renewed, or refunded at some future date. This term does not include encumbrances.

LINE ITEM BUDGET

A budget that lists each expense category (e.g., salary, equipment, travel, etc.) separately, along with the dollar amount budgeted for each specified category.

LONG-TERM DEBT

Debt with a maturity of more than one year after the date of issuance.

– M –

MATURITY

The date on which the principal or stated value of an investment or debt obligation is due and may be reclaimed.

MISSION STATEMENT

A broad, high-level statement of purpose for an agency/department. A mission statement defines an agency's fundamental purpose, where there is a close relationship between the description of services provided by the divisions within the agency and the planned outcomes.

MODIFIED ACCRUAL BASIS OF ACCOUNTING

The method of accounting under which revenues are recognized in the period that they become available and measurable. Expenses are recognized at the time a liability is incurred pursuant to appropriation authority.

MODIFIED BUDGET

The modified budget is the budget that results from the adopted budget, plus changes made in the budget after it is approved.

-N-

NYSERS

New York State and Local Retirement System.

NYSHIP

New York State Health Insurance Program.

– O –

OBJECT CODE

A code that describes a specific expense or revenue item.

OBJECTIVE

A defined method to accomplish an established goal. A true objective is identified in specific, well-defined, and measurable terms that can be achieved within a specified time frame.

OPERATING BUDGET

The annual spending plan for the daily, recurring operating costs of the government.

OPERATING ENVIRONMENT

Internal and external factors that impact the Department's daily operations.

Glossary

OPERATING FUNDS

Resources derived from recurring revenue sources and used to finance on-going operating expenses and pay-as-you-go capital projects.

ORIGINAL BUDGET

The adopted budget as approved by the Town Board.

OTPS

Other than Personal Services.

– P –

PAY-AS-YOU-GO BASIS

A term used to describe a financial policy where capital outlays are financed from current revenues to avoid incurring costly debt financing or issuing new debt.

PERFORMANCE-BASED BUDGETING

The allocation of financial resources to programs and services based on their worth, overall performance, and contribution to the Town's overall mission, goals, and objectives.

PERFORMANCE MANAGEMENT

The use of performance measurement information to help set performance goals, allocate and prioritize resources, inform managers to either confirm or change current policy or program directions to achieve those goals, and report on the success of achieving those goals.

PERFORMANCE MEASURE

A specific quantitative or qualitative assessment of results obtained through a program or activity.

PERFORMANCE MEASUREMENT

A process of assessing progress toward achieving predetermined goals, including information on the efficiency with which resources are transformed into goods and services (outputs); the quality of those outputs, i.e., how well they are delivered to customers and the extent to which customers are satisfied (service quality); and the qualitative results of a program activity compared to its intended purpose (outcome).

PERIOD OF PROBABLE USEFULNESS (PPU)

Estimation of the expected life of a capital improvement project. These are generally determined by State statute.

PERSONAL SERVICES

Expenses for salaries, wages, and fringe benefits of a government's employees.

POLICY

A principle used to guide a managerial, operational, or financial decision.

PRINCIPAL

The original amount borrowed through a loan, bond issue, or other form of debt.

PRIOR YEAR ENCUMBRANCES

Obligations from previous fiscal years in the form of purchase orders, contracts, or salary commitments that are chargeable to an appropriation and for which a part of the appropriation is reserved. They cease to be encumbrances when the obligations are paid or otherwise terminated.

PRODUCTIVITY

Average real output per unit of input.

PROGRAM

A discrete service or group of related services provided by an organizational unit designed to achieve the government's goals and objectives.

PROJECT TITLE

A name given to a project that is used for administrative purposes in conjunction with the project number typically captures both the nature and location of the project.

PROPRIETARY FUND

A fund used to account for operations that are financed and operate in a manner similar to business enterprises. Such a fund is established as a self-supporting operation with revenues provided principally from fees, charges, or contracts for services. Measurement focus is on determination of net income, financial position, and changes in financial position.

– R –

RATE

A value describing one quantity in terms of another. Example: *Rate* of interest.

Glossary

RECOMMENDED BUDGET

The Town Supervisor's recommendation for the Town's financial operations that includes an estimate of Adopted expenses and revenues for a given fiscal year.

REFUNDING BONDS

Bonds issued to retire outstanding bonds that have a higher interest rate. Typically done to effect net present value savings.

REMAINING MATURITY

The amount of time left until a bond becomes due.

RESERVES

A portion of fund equity (set-aside) legally restricted for a specified purpose or not available for appropriation and subsequent spending.

RESOLUTION

A formal written decision of the Town Board.

RESOURCES

Total dollars available for appropriation that includes estimated revenues, fund transfers, and beginning fund balances.

RESTRUCTURING

Major organizational changes aimed at greater efficiency and adaptation to changing economies, markets and stakeholder expectations.

REVENUE

The taxes, fees, charges, special assessments, grants, and other funds collected and received by the Town to support its services and/or capital improvement projects.

RFPs

Request for proposals.

RISK

A probability estimate of loss or less-than-expected returns.

– S –

SATISFACTION OF DEBT

Document issued by a lender upon complete repayment of debt.

SCAR

Small Claims Assessment Review.

SPECIAL DISTRICT

A designated geographic area established to provide a specialized service usually petitioned by the citizenry and approved by the Legislature.

SPECIAL REVENUE FUND

Fund used to account for revenues received that have specific purposes for which they can be used.

STAR

School Tax Relief.

STRAIGHT-LINE DEPRECIATION

Depreciating an asset minus its salvage value by the same (fixed) amount every year over its useful life. For example: If a vehicle costs \$20,000 with a salvage value of \$2,000 and useful life of three years, it will be depreciated at a cost of \$6,000 per year.

STRATEGIC PLAN

Similar to a corporate plan but not restricted to organizational boundaries. A strategic plan gives direction and cohesion to activities over a specified time frame.

SURPLUS

The amount by which the government's total revenues exceed its total outlays in a given period, usually a fiscal year.

– T –

TAX

Compulsory charge levied to finance services performed by the government for the benefit of the community (citizens, businesses, etc.).

TAX LEVY

The resultant product when the tax base multiplies the tax rate per \$100. Revenues are less than the levy because of delinquencies, tax roll errors, and court cases contesting assessed property value.

TAX RATE

The amount of tax levied for each \$100 of assessed valuations. The tax rate is applied to the assessed valuation to derive the tax levy.

TOWN SUPERVISOR'S BUDGET

TRANSMITTAL LETTER

The Town Supervisor's letter to the Town Board summarizing critical aspects of the budget, including fiscal changes from the current fiscal year, strategic initiatives, goals, objectives, themes, and priorities that are encompassed within the Town's budget.

Glossary

TRANSFER IN/OUT

Amount transferred from one fund to another to assist in financing the services for the recipient fund.

TRUST FUND

A trust fund consists of resources received and held by a government unit as a trustee to be expended or invested in accordance with the conditions of the trust.

– U –

UNENCUMBERED BALANCE

The amount of an appropriation that is neither expended nor encumbered. It is essentially the amount of money still available for future use.

UNRESERVED FUND BALANCE

The portion of a fund's balance that is not restricted for a specific purpose and is available for general appropriation.

UPGRADE

A positive change in ratings for an issuing entity or a security, such as a credit bureau's upgrading of a bond.

USEFUL LIFE

The length of time that a depreciable asset is expected to be useable.

– V –

VARIANCE

Compares the budget with the actual. The effort in government is to stay within budget and to avoid unfavorable variances, that is, where the actual collection or expense is out of line with the budget.

VISION

A long-term goal which indicates the intent of the government and what it wants to achieve.

– W –

WORKLOAD INDICATORS

A performance measurement category that compares output to demand (people served, transactions processed, complaints addressed).

– Y –

YEAR-END

This term is used in reference to the end of the fiscal year for the Town, December 31st.

YEAR-TO-DATE (YTD)

For the period that starts at the beginning of the fiscal year (January 1 for the Town) to the current date.

Appendix A





General Fund Revenue Detail

<u>Object</u>	<u>Description</u>	<u>2024</u> <u>Actual</u>	<u>2025</u> <u>Budget</u>	<u>2025</u> <u>Forecast</u>	<u>2026</u> <u>Budget</u>
<u>A0511-General Fund</u>					
0511R	Appropriated Reserves	0	350,000	1,911,517	350,000
Total General Fund		0	350,000	1,911,517	350,000
<u>A0599-General Fund</u>					
0599R	Appropriated Fund Balance	0	2,375,000	7,160,012	2,375,000
Total General Fund		0	2,375,000	7,160,012	2,375,000
<u>A1001-General Fund</u>					
1001	Real Property Taxes	54,258,225	56,285,393	56,566,543	56,285,393
Total General Fund		54,258,225	56,285,393	56,566,543	56,285,393
<u>A1032-General Fund</u>					
1032	Unpaid Property Clean-up	57,620	80,000	30,000	80,000
Total General Fund		57,620	80,000	30,000	80,000
<u>A1081-General Fund</u>					
1081	Other Payments Lieu of Taxes	109,145	183,308	183,308	90,657
Total General Fund		109,145	183,308	183,308	90,657
<u>A1090-General Fund</u>					
1090	Interest & Penalties	359,471	280,000	326,000	280,000
Total General Fund		359,471	280,000	326,000	280,000
<u>A1170-General Fund</u>					
1170	Franchises	4,400,864	4,600,000	4,600,000	4,600,000
Total General Fund		4,400,864	4,600,000	4,600,000	4,600,000
<u>A1240-General Fund</u>					
1240	Comptroller's Fee - Ret Checks	11,420	1,000	1,000	1,000
Total General Fund		11,420	1,000	1,000	1,000
<u>A1255-General Fund</u>					
1255	Clerk Fees	469,935	350,000	350,000	350,000
Total General Fund		469,935	350,000	350,000	350,000
<u>A1257-Town Clerk-Publication Fees</u>					
1257	Town Clerk-Publication Fees	2,201	3,000	3,000	3,000
Total Town Clerk-Publication Fees		2,201	3,000	3,000	3,000
<u>A1260-General Fund</u>					
1260	FOIL Request	581	1,000	1,000	1,000
Total General Fund		581	1,000	1,000	1,000
<u>A1265-Attorney's Fees</u>					
1265	Town Attorney Fees	0	50,000	50,000	50,000
Total Attorney's Fees		0	50,000	50,000	50,000



General Fund Revenue Detail

<u>Object</u>	<u>Description</u>	<u>2024</u> <u>Actual</u>	<u>2025</u> <u>Budget</u>	<u>2025</u> <u>Forecast</u>	<u>2026</u> <u>Budget</u>
<u>A1266-Charge for Services</u>					
1266	Court Fees	100,394	100,000	100,000	100,000
Total Charge for Services		100,394	100,000	100,000	100,000
<u>A1289-Other General Dept Inc</u>					
1289	Other Departmental Income	1,154,334	5,000	6,300	5,000
Total Other General Dept Inc		1,154,334	5,000	6,300	5,000
<u>A1589-Other Public Safety Income</u>					
1589	Other Public Safety Income	88,290	100,000	100,000	100,000
Total Other Public Safety Income		88,290	100,000	100,000	100,000
<u>A1740-General Fund</u>					
1740	Parking Meter Fees	946,613	900,000	900,000	900,000
Total General Fund		946,613	900,000	900,000	900,000
<u>A1750-General Fund</u>					
1750	Bus Operations-Fixed Route	55,101	100,000	50,000	100,000
Total General Fund		55,101	100,000	50,000	100,000
<u>A1751-Bus Advertising</u>					
1751	Bus Advertising	59,535	100,000	50,000	100,000
Total Bus Advertising		59,535	100,000	50,000	100,000
<u>A1752-General Fund</u>					
1752	Bus Operations-Paratransit	130,800	125,000	125,000	125,000
Total General Fund		130,800	125,000	125,000	125,000
<u>A1789-Launch Service</u>					
1789	Other Transportation Income	253,114	100,000	120,000	100,000
Total Launch Service		253,114	100,000	120,000	100,000
<u>A1973-General Fund</u>					
1973	Sr Citizen Day Care	256,429	330,000	270,000	330,000
Total General Fund		256,429	330,000	270,000	330,000
<u>A1974-General Fund</u>					
1974	Sr Citizen Chore	9,533	3,000	10,000	7,000
Total General Fund		9,533	3,000	10,000	7,000
<u>A1976-General Fund</u>					
1976	Sr Citizen Nutrition Program	161,636	130,000	130,000	130,000
Total General Fund		161,636	130,000	130,000	130,000
<u>A1978-General Fund</u>					
1978	Sr Citizen E.I.S.E.P.	2,513	5,000	2,500	5,000
Total General Fund		2,513	5,000	2,500	5,000



General Fund Revenue Detail

<u>Object</u>	<u>Description</u>	<u>2024</u> <u>Actual</u>	<u>2025</u> <u>Budget</u>	<u>2025</u> <u>Forecast</u>	<u>2026</u> <u>Budget</u>
<u>A1981-Sr Citizen Kayak</u>					
1981	Sr Citizen Kayak	1,475	1,800	1,800	1,800
Total Sr Citizen Kayak		1,475	1,800	1,800	1,800
<u>A1985-Sr. Citizen Beach House Rental</u>					
1985	Sr. Citizen Beach House Rental	0	0	5,000	5,000
Total Sr. Citizen Beach House Rental		0	0	5,000	5,000
<u>A2001-General Fund</u>					
2001	P&R - Play/Rec Fees	261,582	575,000	221,000	575,000
Total General Fund		261,582	575,000	221,000	575,000
<u>A2003-General Fund</u>					
2003	Park Advertising Revenue	0	7,500	0	7,500
Total General Fund		0	7,500	0	7,500
<u>A2005-General Fund</u>					
2005	Recreation Cards	71,958	100,000	50,000	100,000
Total General Fund		71,958	100,000	50,000	100,000
<u>A2006-General Fund</u>					
2006	Parks and Rec - Fee Class	644,928	675,000	600,000	675,000
Total General Fund		644,928	675,000	600,000	675,000
<u>A2007-General Fund</u>					
2007	Developmentally Disabled	25,965	26,000	25,000	26,000
Total General Fund		25,965	26,000	25,000	26,000
<u>A2008-Dix Hills Park Rec Fees</u>					
2008	Dix Hills Park Rec Fees	637,075	650,000	650,000	650,000
Total Dix Hills Park Rec Fees		637,075	650,000	650,000	650,000
<u>A2012-General Fund</u>					
2012	Recreation Concessions	60,759	80,000	90,551	80,000
Total General Fund		60,759	80,000	90,551	80,000
<u>A2025-General Fund</u>					
2025	Beach Fees	410,226	465,000	400,000	465,000
Total General Fund		410,226	465,000	400,000	465,000
<u>A2026-Dix Hills Park Complex</u>					
2026	Dix Hills Pool Fees	73,591	120,000	60,000	120,000
Total Dix Hills Park Complex		73,591	120,000	60,000	120,000
<u>A2040-Marina & Docks</u>					
2040	Marina & Dock Fees	701,233	702,000	702,000	702,000
Total Marina & Docks		701,233	702,000	702,000	702,000



General Fund Revenue Detail

<u>Object</u>	<u>Description</u>	<u>2024</u> <u>Actual</u>	<u>2025</u> <u>Budget</u>	<u>2025</u> <u>Forecast</u>	<u>2026</u> <u>Budget</u>
<u>A2041-Boat Racks</u>					
2041	Boat Racks	54,400	55,000	55,000	55,000
Total Boat Racks		54,400	55,000	55,000	55,000
<u>A2051-Golf Course Green Fees</u>					
2051	Golf Fees	2,331,123	1,900,000	1,900,000	2,200,000
Total Golf Course Green Fees		2,331,123	1,900,000	1,900,000	2,200,000
<u>A2052-Golf Cards</u>					
2052	Golf Cards	40,405	60,000	25,000	60,000
Total Golf Cards		40,405	60,000	25,000	60,000
<u>A2065-Dix Hills Park Complex</u>					
2065	Skating Rink Fees	3,023,264	3,000,000	3,000,000	3,150,000
Total Dix Hills Park Complex		3,023,264	3,000,000	3,000,000	3,150,000
<u>A2089-Other Culture & Recreation Inc</u>					
2089	Other Culture & Recreation Inc	1,250,000	0	0	0
Total Other Culture & Recreation Inc		1,250,000	0	0	0
<u>A2130-General Fund</u>					
2130	Refuse & Garbage Charges	8,107,326	7,935,000	7,935,000	7,935,000
Total General Fund		8,107,326	7,935,000	7,935,000	7,935,000
<u>A2131-General Fund</u>					
2131	Town Of Smithtown RRP	10,804,685	11,062,500	10,062,500	11,062,500
Total General Fund		10,804,685	11,062,500	10,062,500	11,062,500
<u>A2132-General Fund</u>					
2132	Refuse District Tipping Fees	8,128,497	8,640,000	8,000,000	8,640,000
Total General Fund		8,128,497	8,640,000	8,000,000	8,640,000
<u>A2135-General Fund</u>					
2135	Resource Recovery Penalty Fee	0	10,000	0	10,000
Total General Fund		0	10,000	0	10,000
<u>A2376-Refuse & Garb Serv, Other Gov</u>					
2376	Refuse & Garb Serv, Other Gov	77,584	80,000	75,000	80,000
Total Refuse & Garb Serv, Other Gov		77,584	80,000	75,000	80,000
<u>A2389-Misc Revenue, Other Government</u>					
2389	Misc Revenue, Other Government	74,307	40,000	84,000	40,000
Total Misc Revenue, Other Government		74,307	40,000	84,000	40,000
<u>A2401-General Fund</u>					
2401	Interest & Earnings	3,482,888	2,195,000	2,195,000	3,120,000
Total General Fund		3,482,888	2,195,000	2,195,000	3,120,000



General Fund Revenue Detail

<u>Object</u>	<u>Description</u>	<u>2024</u> <u>Actual</u>	<u>2025</u> <u>Budget</u>	<u>2025</u> <u>Forecast</u>	<u>2026</u> <u>Budget</u>
<u>A2405-General Fund</u>					
2405	Interest/Env Open Space Resrve	548,232	0	263,837	0
Total General Fund		548,232	0	263,837	0
<u>A2408-General Fund</u>					
2408	Interest/Miscellaneous Reserve	390,459	0	192,000	0
Total General Fund		390,459	0	192,000	0
<u>A2410-Rental of Real Property</u>					
2410	Rental of Real Property	626,528	550,000	550,000	650,000
Total Rental of Real Property		626,528	550,000	550,000	650,000
<u>A2411-Organic Garden Rental</u>					
2411	Organic Garden Rental	11,925	11,000	11,470	11,500
Total Organic Garden Rental		11,925	11,000	11,470	11,500
<u>A2414-General Fund</u>					
2414	Tower Rental	576,863	400,000	400,000	475,000
Total General Fund		576,863	400,000	400,000	475,000
<u>A2440-General Fund</u>					
2440	Rental, Other	35,695	0	12,900	0
Total General Fund		35,695	0	12,900	0
<u>A2540-General Fund</u>					
2540	BINGO Licenses	31,524	20,000	20,900	20,000
Total General Fund		31,524	20,000	20,900	20,000
<u>A2543-General Fund</u>					
2543	Dogs Other	10,306	12,000	12,000	12,000
Total General Fund		10,306	12,000	12,000	12,000
<u>A2544-General Fund</u>					
2544	Dog Licenses Fees	4,662	10,000	10,000	10,000
Total General Fund		4,662	10,000	10,000	10,000
<u>A2545-Town Dog Licenses</u>					
2545	Other Licences	3,610	9,000	9,000	9,000
Total Town Dog Licenses		3,610	9,000	9,000	9,000
<u>A2546-GIS Licenses</u>					
2546	GIS Licenses	0	0	0	100,000
Total GIS Licenses		0	0	0	100,000
<u>A2556-General Fund</u>					
2556	Parking Permits	803,700	960,000	960,000	970,297
Total General Fund		803,700	960,000	960,000	970,297



General Fund Revenue Detail

<u>Object</u>	<u>Description</u>	<u>2024</u> <u>Actual</u>	<u>2025</u> <u>Budget</u>	<u>2025</u> <u>Forecast</u>	<u>2026</u> <u>Budget</u>
<u>A2588-General Fund</u>					
2588	Mooring Permits	66,440	70,000	70,000	70,000
Total General Fund		66,440	70,000	70,000	70,000
<u>A2592-Permits</u>					
2592	Permits	12,196	60,000	60,000	60,000
Total Permits		12,196	60,000	60,000	60,000
<u>A2593-Marine Conservation Permit</u>					
2593	Marine Conservation Permit	7,075	10,000	10,000	10,000
Total Marine Conservation Permit		7,075	10,000	10,000	10,000
<u>A2610-General Fund</u>					
2610	Fines & Forfeited Bail	753,938	275,000	550,000	325,000
Total General Fund		753,938	275,000	550,000	325,000
<u>A2611-General Fund</u>					
2611	Parking Violations Fines	1,347,707	1,000,000	1,000,000	1,250,000
Total General Fund		1,347,707	1,000,000	1,000,000	1,250,000
<u>A2650-General Fund</u>					
2650	Sale of Scrap & Exc Matl	32,638	35,000	19,000	35,000
Total General Fund		32,638	35,000	19,000	35,000
<u>A2651-General Fund</u>					
2651	Sales Of Recycled Materials	2,615	1,246	7,200	1,246
Total General Fund		2,615	1,246	7,200	1,246
<u>A2653-General Fund</u>					
2653	Sale Of Compost	12,268	8,000	8,058	8,000
Total General Fund		12,268	8,000	8,058	8,000
<u>A2655-General Fund</u>					
2655	Minor Sales, Other	1,938	8,000	8,000	8,000
Total General Fund		1,938	8,000	8,000	8,000
<u>A2660-General Fund</u>					
2660	Sale Of Property	0	0	2,800	0
Total General Fund		0	0	2,800	0
<u>A2665-General Fund</u>					
2665	Sale Of Equipment	139,020	5,000	24,000	5,000
Total General Fund		139,020	5,000	24,000	5,000
<u>A2666-General Fund</u>					
2666	Sale Abandoned Vehicles	6,860	0	0	0
Total General Fund		6,860	0	0	0



General Fund Revenue Detail

<u>Object</u>	<u>Description</u>	<u>2024</u> <u>Actual</u>	<u>2025</u> <u>Budget</u>	<u>2025</u> <u>Forecast</u>	<u>2026</u> <u>Budget</u>
<u>A2680-General Fund</u>					
2680	Insurance Recoveries	394,886	250,000	308,385	250,000
Total General Fund		394,886	250,000	308,385	250,000
<u>A2690-General Fund</u>					
2690	Other Compensation For Loss	198,849	20,000	1,575,000	20,000
Total General Fund		198,849	20,000	1,575,000	20,000
<u>A2701-General Fund</u>					
2701	Refund Of PR YRS Expend	410	0	0	0
Total General Fund		410	0	0	0
<u>A2705-General Fund</u>					
2705	Gifts & Donations	8,185	0	8,400	0
Total General Fund		8,185	0	8,400	0
<u>A2709-General Fund</u>					
2709	Employee/Retiree Contributions	1,900,873	1,800,000	1,800,000	2,000,000
Total General Fund		1,900,873	1,800,000	1,800,000	2,000,000
<u>A2710-Premium on Obligations</u>					
2710	Premium on Obligations	149,189	0	13,505	0
Total Premium on Obligations		149,189	0	13,505	0
<u>A2770-General Fund</u>					
2770	Unclassified Revenues	65,013	35,000	5,000	35,000
Total General Fund		65,013	35,000	5,000	35,000
<u>A3001-General Fund</u>					
3001	State Aid, Per Capita	1,067,256	1,067,256	1,067,256	1,067,256
Total General Fund		1,067,256	1,067,256	1,067,256	1,067,256
<u>A3005-General Fund</u>					
3005	State Aid, Mortgage Tax	7,583,911	9,000,000	9,000,000	9,000,000
Total General Fund		7,583,911	9,000,000	9,000,000	9,000,000
<u>A3089-General Fund</u>					
3089	State Aid, Other	75,957	0	74,661	0
Total General Fund		75,957	0	74,661	0
<u>A3594-General Fund</u>					
3594	State Aid Bus Operations	791,395	812,500	800,000	812,500
Total General Fund		791,395	812,500	800,000	812,500
<u>A3595-General Fund</u>					
3595	County Aid, Bus Operations	88,523	80,000	80,000	80,000
Total General Fund		88,523	80,000	80,000	80,000



General Fund Revenue Detail

<u>Object</u>	<u>Description</u>	<u>2024</u> <u>Actual</u>	<u>2025</u> <u>Budget</u>	<u>2025</u> <u>Forecast</u>	<u>2026</u> <u>Budget</u>
<u>A3773-General Fund</u>					
3773	County Aid SR Citz Day Care	3,192	0	0	0
Total General Fund		3,192	0	0	0
<u>A3774-General Fund</u>					
3774	County Aid Chore	26,530	2,500	28,000	2,500
Total General Fund		26,530	2,500	28,000	2,500
<u>A3776-General Fund</u>					
3776	County Aid Nutrition Program	454,149	300,000	300,000	300,000
Total General Fund		454,149	300,000	300,000	300,000
<u>A3777-General Fund</u>					
3777	County Aid Home Aide	63,309	65,500	65,500	65,500
Total General Fund		63,309	65,500	65,500	65,500
<u>A3778-General Fund</u>					
3778	County Aid - EISEP	52,284	60,000	60,000	60,000
Total General Fund		52,284	60,000	60,000	60,000
<u>A3821-General Fund</u>					
3821	State Aid Youth Services	703,765	722,470	722,470	722,470
Total General Fund		703,765	722,470	722,470	722,470
<u>A3831-General Fund</u>					
3831	County Aid Youth Services	360,713	361,988	361,988	361,988
Total General Fund		360,713	361,988	361,988	361,988
<u>A3833-General Fund</u>					
3833	Other Aid Yth Serv-Village	750	750	750	750
Total General Fund		750	750	750	750
<u>A3889-General Fund</u>					
3889	St Aid Prog for Dev Disabled	0	50,000	20,000	50,000
Total General Fund		0	50,000	20,000	50,000
<u>A3905-General Fund</u>					
3905	St Aid Household HazMat	47,571	47,000	47,820	47,000
Total General Fund		47,571	47,000	47,820	47,000
<u>A3915-General Fund</u>					
3915	St Aid, Clean Air Clean Water	7,848	20,000	20,000	20,000
Total General Fund		7,848	20,000	20,000	20,000
<u>A4594-General Fund</u>					
4594	Federal Aid Bus Operations	1,801,018	300,000	600,000	300,000
Total General Fund		1,801,018	300,000	600,000	300,000



General Fund Revenue Detail

<u>Object</u>	<u>Description</u>	<u>2024</u> <u>Actual</u>	<u>2025</u> <u>Budget</u>	<u>2025</u> <u>Forecast</u>	<u>2026</u> <u>Budget</u>
<u>A4773-Fed Aid - Soc Model Adult D/C</u>					
4773	Fed Aid - Soc Model Adult D/C	6,120	10,000	10,000	10,000
Total Fed Aid - Soc Model Adult D/C		6,120	10,000	10,000	10,000
<u>A4774-General Fund</u>					
4774	Federal Aid CHORE	0	22,000	22,000	22,000
Total General Fund		0	22,000	22,000	22,000
<u>A4776-General Fund</u>					
4776	Federal Aid Nutrition Program	0	110,000	110,000	110,000
Total General Fund		0	110,000	110,000	110,000
<u>A4785-General Fund</u>					
4785	Federal Aid - FEMA	0	0	11	0
Total General Fund		0	0	11	0
<u>A4789-General Fund</u>					
4789	Federal Aid Project Play	35,986	48,000	35,000	48,000
Total General Fund		35,986	48,000	35,000	48,000
<u>A5031-General Fund</u>					
5031	Interfund Transfers	4,485,966	4,777,618	4,777,618	5,340,467
Total General Fund		4,485,966	4,777,618	4,777,618	5,340,467
<u>A5033-General Fund</u>					
5033	Capital Project Transfers	277,560	0	2,109,553	0
Total General Fund		277,560	0	2,109,553	0
Fund Total		129,228,431	128,343,329	137,407,114	130,983,323



General Fund Expenditures Detail

<u>Object</u>	<u>Description</u>	<u>2024</u> <u>Actual</u>	<u>2025</u> <u>Budget</u>	<u>2025</u> <u>Forecast</u>	<u>2026</u> <u>Budget</u>
<u>A1010-Town Board</u>					
1100	Regular Salaries	510,280	537,384	375,000	307,364
1150	Part Time Salaries	5,339	0	12,300	8,000
1175	Seasonal Salaries	565	0	500	400
1300	Overtime Salaries	0	0	200	200
1400	Summer Casual Salaries	10,347	12,000	9,000	12,000
4110	Office Supplies	0	1,500	500	1,500
4210	Telephone	0	1,000	1,000	1,000
4400	Travel Expenses	0	3,000	3,000	3,000
4470	Uniforms	0	0	1,000	0
4500	Printing/Scanning	0	250	250	250
4530	Books	0	600	600	600
4610	Supplies	0	500	500	500
8020	Social Security	38,226	42,027	30,000	25,089
8021	MTA Tax	1,801	1,868	650	0
Total Town Board		566,559	600,129	434,500	359,903
<u>A1110-Administrative Adjudication</u>					
1100	Regular Salaries	0	0	53,880	50,289
1150	Part Time Salaries	91,356	120,000	115,000	115,000
1400	Summer Casual Salaries	0	0	5,000	5,000
4110	Office Supplies	0	1,000	1,000	1,000
4550	Outside Professional	1,680	4,000	4,000	4,000
8020	Social Security	6,156	9,180	9,180	13,027
8021	MTA Tax	274	408	408	0
Total Administrative Adjudication		99,466	134,588	188,468	188,316
<u>A1130-Traffic Violations Board</u>					
4550	Outside Professional	188,362	100,000	100,730	100,000
Total Traffic Violations Board		188,362	100,000	100,730	100,000



General Fund Expenditures Detail

<u>Object</u>	<u>Description</u>	<u>2024</u> <u>Actual</u>	<u>2025</u> <u>Budget</u>	<u>2025</u> <u>Forecast</u>	<u>2026</u> <u>Budget</u>
<u>A1220-Supervisor</u>					
1100	Regular Salaries	733,326	837,271	800,000	878,069
1150	Part Time Salaries	0	10,000	5,000	5,000
1300	Overtime Salaries	548	0	200	200
1400	Summer Casual Salaries	0	5,000	5,000	10,000
4110	Office Supplies	5,906	500	500	500
4400	Travel Expenses	0	100	100	100
4530	Books	397	600	600	600
4550	Outside Professional	42,050	0	56,000	0
4720	Conferences & Dues	0	500	230	500
4950	Other	5	500	500	500
8020	Social Security	53,347	65,199	65,199	68,335
8021	MTA Tax	2,371	2,898	2,898	0
Total Supervisor		837,952	922,568	936,227	963,804
<u>A1225-Constituent Services</u>					
1100	Regular Salaries	330,911	346,020	280,000	602,510
1300	Overtime Salaries	0	0	38,000	24,000
8020	Social Security	23,549	26,471	23,000	47,928
8021	MTA Tax	1,161	1,176	677	0
Total Constituent Services		355,621	373,667	341,677	674,438
<u>A1315-Comptroller</u>					
1100	Regular Salaries	952,774	1,019,232	1,181,250	945,413
1150	Part Time Salaries	20,023	34,000	14,000	34,000
1300	Overtime Salaries	1,129	500	500	500
1400	Summer Casual Salaries	210	3,600	18,600	18,600
2100	Furniture and Furnishings	0	0	350	0
2600	Equipment & Machinery	1,870	0	2,400	0
4000	Credit Card Fees	182	500	652	500
4110	Office Supplies	1,895	1,000	900	1,000
4115	Small Furn & Office Equip	809	250	250	250
4122	Computer Supp, Software	455	1,000	285	1,000
4400	Travel Expenses	238	750	400	750
4470	Uniforms	0	0	500	0
4510	Equip Supplies, Repairs & Main	0	0	315	350
4530	Books	0	250	250	250
4550	Outside Professional	294,136	300,000	297,600	300,000
4570	Service Contracts	4,464	15,000	15,000	15,000
4600	Bond & Note Issue & Serv Exp	68,277	0	0	0
4720	Conferences & Dues	2,545	3,000	3,000	3,000
8020	Social Security	71,798	80,886	80,886	76,386
8021	MTA Tax	3,571	3,595	3,595	0
Total Comptroller		1,424,376	1,463,563	1,620,733	1,396,999



General Fund Expenditures Detail

<u>Object</u>	<u>Description</u>	<u>2024</u> <u>Actual</u>	<u>2025</u> <u>Budget</u>	<u>2025</u> <u>Forecast</u>	<u>2026</u> <u>Budget</u>
<u>A1316-Payroll</u>					
1100	Regular Salaries	185,064	189,979	235,883	255,210
1300	Overtime Salaries	17,004	10,000	13,000	13,000
4110	Office Supplies	0	500	500	500
4400	Travel Expenses	0	100	100	100
4550	Outside Professional	174,851	150,000	150,000	150,000
4720	Conferences & Dues	365	750	750	750
8020	Social Security	15,097	15,298	15,298	20,518
8021	MTA Tax	671	680	680	0
Total Payroll		393,052	367,307	416,211	440,078
<u>A1330-Receiver Of Taxes</u>					
1100	Regular Salaries	539,472	604,751	605,596	610,702
1150	Part Time Salaries	10,249	0	10,245	10,000
1175	Seasonal Salaries	85,584	80,000	80,000	80,000
1300	Overtime Salaries	46,497	40,000	48,000	48,000
1400	Summer Casual Salaries	506	0	0	0
2600	Equipment & Machinery	2,340	1,000	1,000	1,000
4110	Office Supplies	1,142	5,500	5,500	5,500
4115	Small Furn & Office Equip	1,085	600	600	600
4130	Postage	95,058	85,000	85,000	92,000
4290	Other Equipment Rental	1,779	3,600	3,600	3,600
4400	Travel Expenses	58	500	500	500
4500	Printing/Scanning	17,934	9,000	9,000	11,500
4510	Equip Supplies, Repairs & Main	515	100	100	100
4570	Service Contracts	792	1,600	1,600	1,600
4700	Advertising	106	100	100	100
4720	Conferences & Dues	0	1,100	1,100	1,100
8020	Social Security	50,435	55,443	55,443	57,276
8021	MTA Tax	2,249	2,464	2,464	0
Total Receiver Of Taxes		855,801	890,758	909,848	923,578



General Fund Expenditures Detail

<u>Object</u>	<u>Description</u>	<u>2024</u> <u>Actual</u>	<u>2025</u> <u>Budget</u>	<u>2025</u> <u>Forecast</u>	<u>2026</u> <u>Budget</u>
<u>A1345-Purchasing</u>					
1100	Regular Salaries	277,595	286,248	326,392	286,435
1150	Part Time Salaries	35,226	35,640	35,640	35,640
1300	Overtime Salaries	78	500	500	500
1400	Summer Casual Salaries	0	0	6,400	7,000
2200	Office Equipment	1,295	500	500	500
4110	Office Supplies	281	1,250	1,250	1,250
4400	Travel Expenses	0	500	500	500
4530	Books	1,400	250	1,400	250
4700	Advertising	3,011	6,000	4,850	6,000
4720	Conferences & Dues	449	1,000	1,000	1,000
8020	Social Security	22,763	24,663	24,663	25,212
8021	MTA Tax	1,011	1,096	1,096	0
Total Purchasing		343,110	357,647	404,191	364,287
<u>A1355-Assessor</u>					
1100	Regular Salaries	710,761	744,071	744,071	754,447
1150	Part Time Salaries	68,324	85,000	85,000	85,000
1300	Overtime Salaries	257	0	100	100
1400	Summer Casual Salaries	3,743	5,000	5,000	5,000
4110	Office Supplies	1,090	3,800	2,738	3,800
4115	Small Furn & Office Equip	0	500	500	500
4130	Postage	0	0	662	700
4400	Travel Expenses	0	1,500	500	1,000
4470	Uniforms	0	0	400	0
4500	Printing/Scanning	0	1,000	1,000	1,000
4530	Books	870	1,500	1,500	1,500
4550	Outside Professional	314,246	255,000	255,000	260,000
4570	Service Contracts	6,900	7,000	7,000	7,000
4700	Advertising	102	150	150	150
4720	Conferences & Dues	520	1,500	1,500	1,500
4850	Tuition	0	1,500	1,500	1,500
8020	Social Security	57,037	63,806	63,806	64,608
8021	MTA Tax	2,535	2,836	2,836	0
Total Assessor		1,166,385	1,174,163	1,173,263	1,187,805
<u>A1356-Assessment Review Board</u>					
1100	Regular Salaries	54,822	52,000	52,000	52,000
4110	Office Supplies	0	100	100	100
4460	Outside Stenographic	1,729	6,400	5,980	6,400
8020	Social Security	3,092	3,978	3,978	3,978
8021	MTA Tax	138	177	177	0
Total Assessment Review Board		59,780	62,655	62,235	62,478



General Fund Expenditures Detail

<u>Object</u>	<u>Description</u>	<u>2024</u> <u>Actual</u>	<u>2025</u> <u>Budget</u>	<u>2025</u> <u>Forecast</u>	<u>2026</u> <u>Budget</u>
<u>A1357-Star Exemption</u>					
1100	Regular Salaries	74,669	74,996	74,996	76,496
1300	Overtime Salaries	523	0	1,000	1,000
4110	Office Supplies	0	500	500	500
4130	Postage	1,800	2,000	2,000	2,000
8020	Social Security	5,539	5,738	5,738	5,928
8021	MTA Tax	246	255	255	0
Total Star Exemption		82,777	83,489	84,489	85,924
<u>A1380-Fiscal Agent Fees</u>					
4600	Bond & Note Issue & Serv Exp	20,756	35,000	35,000	35,000
Total Fiscal Agent Fees		20,756	35,000	35,000	35,000
<u>A1410-Town Clerk</u>					
1100	Regular Salaries	795,298	842,112	842,112	848,494
1150	Part Time Salaries	52,154	15,500	21,500	21,500
1300	Overtime Salaries	22,136	5,000	5,000	5,000
1400	Summer Casual Salaries	9,831	35,000	35,000	35,000
4110	Office Supplies	3,941	2,500	2,500	2,500
4500	Printing/Scanning	429	1,000	1,000	1,000
4510	Equip Supplies, Repairs & Main	0	3,000	3,000	3,000
4530	Books	0	150	150	150
4720	Conferences & Dues	2,351	2,000	2,000	2,000
8020	Social Security	64,144	69,126	69,126	69,615
8021	MTA Tax	3,129	3,072	3,072	0
Total Town Clerk		953,413	984,460	984,460	988,259
<u>A1411-Town Clerk Record Center</u>					
1150	Part Time Salaries	113,954	80,000	80,000	80,000
4110	Office Supplies	1,312	2,000	2,000	2,000
4190	Celebrations	80	1,000	1,000	1,000
4720	Conferences & Dues	195	1,000	1,000	1,000
8020	Social Security	8,718	6,120	6,120	6,120
8021	MTA Tax	387	272	272	0
Total Town Clerk Record Center		124,646	90,392	90,392	90,120
<u>A1412-Town Board Meetings & Admin</u>					
4110	Office Supplies	53	500	500	500
4460	Outside Stenographic	24,122	20,000	20,000	20,000
4530	Books	16,386	22,000	22,300	22,000
4700	Advertising	35,014	43,000	42,700	43,000
Total Town Board Meetings & Admin		75,575	85,500	85,500	85,500



General Fund Expenditures Detail

<u>Object</u>	<u>Description</u>	<u>2024</u> <u>Actual</u>	<u>2025</u> <u>Budget</u>	<u>2025</u> <u>Forecast</u>	<u>2026</u> <u>Budget</u>
<u>A1415-Commuter Parking</u>					
1100	Regular Salaries	69,193	111,751	103,429	104,011
1300	Overtime Salaries	5,181	1,000	1,000	1,000
4110	Office Supplies	0	500	500	500
8020	Social Security	5,197	8,625	8,625	8,033
8021	MTA Tax	231	383	383	0
Total Commuter Parking		79,802	122,259	113,937	113,544
<u>A1420-Town Attorney</u>					
1100	Regular Salaries	1,033,956	1,171,589	1,268,217	1,213,502
1150	Part Time Salaries	294,788	560,000	560,000	460,000
1175	Seasonal Salaries	1,915	0	300	300
1300	Overtime Salaries	711	1,500	1,500	1,500
1400	Summer Casual Salaries	24,337	6,000	7,000	6,000
2100	Furniture and Furnishings	2,253	2,000	2,000	2,000
4110	Office Supplies	1,313	1,000	1,000	1,000
4115	Small Furn & Office Equip	364	0	0	0
4400	Travel Expenses	2,103	6,000	6,000	6,000
4460	Outside Stenographic	15,341	20,000	20,000	20,000
4500	Printing/Scanning	0	7,500	6,615	7,500
4530	Books	20,517	25,000	25,000	25,000
4550	Outside Professional	24,854	75,000	81,214	75,000
4551	Outside Professional - Legal	1,031,569	600,000	1,098,000	950,000
4700	Advertising	0	500	500	500
4720	Conferences & Dues	3,105	3,000	5,885	3,000
8020	Social Security	99,332	133,040	133,040	136,270
8021	MTA Tax	4,474	5,913	5,913	0
Total Town Attorney		2,560,932	2,618,042	3,222,184	2,907,572
<u>A1430-Personnel</u>					
1100	Regular Salaries	379,453	427,167	431,019	439,535
1150	Part Time Salaries	38,731	30,000	40,000	30,000
1300	Overtime Salaries	5,635	3,000	3,000	3,000
1400	Summer Casual Salaries	4,969	2,500	7,000	5,000
4110	Office Supplies	526	500	500	500
4400	Travel Expenses	1,406	1,500	1,500	1,500
4550	Outside Professional	0	7,500	7,500	7,500
4570	Service Contracts	0	30,000	30,000	30,000
4700	Advertising	175	2,000	2,000	2,000
4720	Conferences & Dues	29	2,000	2,000	2,000
8020	Social Security	31,690	35,394	35,394	36,531
8021	MTA Tax	1,408	1,573	1,573	0
Total Personnel		464,020	543,134	561,486	557,566



General Fund Expenditures Detail

<u>Object</u>	<u>Description</u>	<u>2024</u> <u>Actual</u>	<u>2025</u> <u>Budget</u>	<u>2025</u> <u>Forecast</u>	<u>2026</u> <u>Budget</u>
<u>A1431-Union Representatives</u>					
1100	Regular Salaries	333,865	328,800	328,800	335,376
8020	Social Security	24,525	25,153	25,153	25,656
8021	MTA Tax	1,090	1,118	1,118	0
Total Union Representatives		359,480	355,071	355,071	361,032
<u>A1440-Town Engineer</u>					
1100	Regular Salaries	884,946	1,110,490	1,214,082	1,105,987
1300	Overtime Salaries	95,716	5,150	90,000	76,000
2100	Furniture and Furnishings	0	0	199,290	0
2103	Land Improvements	524	0	0	0
4110	Office Supplies	558	1,500	1,500	1,500
4400	Travel Expenses	2,557	1,000	1,000	1,000
4470	Uniforms	0	500	500	500
4510	Equip Supplies, Repairs & Main	0	500	500	500
4530	Books	0	1,000	734	1,000
4550	Outside Professional	38,044	35,000	33,889	35,000
4580	Laboratory Supplies	0	500	500	500
4720	Conferences & Dues	250	1,000	1,000	1,000
4770	Small Tools & Equipment	0	1,000	1,000	1,000
8020	Social Security	71,392	85,346	85,346	90,422
8021	MTA Tax	3,194	3,793	3,793	0
Total Town Engineer		1,097,183	1,246,779	1,633,134	1,314,409
<u>A1490-General Service Administration</u>					
1100	Regular Salaries	498,000	585,055	663,539	558,932
1150	Part Time Salaries	7,965	30,000	30,000	30,000
1300	Overtime Salaries	23,241	7,500	7,500	7,500
2200	Office Equipment	0	0	1,119	0
4400	Travel Expenses	132	0	0	0
8020	Social Security	39,181	47,625	47,625	45,627
8021	MTA Tax	1,750	2,117	2,117	0
Total General Service Administration		570,269	672,297	751,900	642,059



General Fund Expenditures Detail

<u>Object</u>	<u>Description</u>	<u>2024</u> <u>Actual</u>	<u>2025</u> <u>Budget</u>	<u>2025</u> <u>Forecast</u>	<u>2026</u> <u>Budget</u>
<u>A1621-Building and Grounds</u>					
1100	Regular Salaries	6,149,989	6,565,872	6,955,983	6,904,571
1150	Part Time Salaries	21,029	10,500	40,000	34,000
1200	Non-Permanent Salaries	212,701	130,000	180,000	160,000
1300	Overtime Salaries	742,683	265,000	700,000	631,000
2100	Furniture and Furnishings	0	2,500	2,500	2,500
2102	Building Improvements	0	0	19,307	0
2600	Equipment & Machinery	11,428	1,500	77,201	1,500
4110	Office Supplies	0	500	500	500
4115	Small Furn & Office Equip	0	3,000	500	3,000
4120	Fuel for Vehicle & Equipment	297,487	450,000	450,000	450,000
4220	Electric	1,141,575	1,200,000	1,200,000	1,250,000
4230	Water	91,948	99,400	99,400	129,340
4280	Protections Systems Rentals	30,050	40,000	40,000	40,000
4290	Other Equipment Rental	9,068	5,000	7,340	13,000
4350	Snow Removal Materials	6,000	15,000	15,000	15,000
4420	Subcontract Cost	110,382	150,000	162,572	150,000
4470	Uniforms	26,899	25,000	27,000	25,000
4510	Equip Supplies, Repairs & Main	93,557	90,000	95,744	100,000
4550	Outside Professional	25,363	60,000	57,160	60,000
4570	Service Contracts	16,860	26,800	26,800	26,800
4630	Playground & Rec Supplies	61,775	50,000	92,077	50,000
4640	Lighting & Electric Supplies	34,785	30,000	30,117	30,000
4650	Building Repair, Maint & Supp	230,654	250,000	271,890	265,000
4660	Heating Oil	27,953	82,800	62,800	91,080
4665	Natural Gas	161,868	175,000	175,000	180,000
4670	Signs,Road Paint & Markings	0	1,500	1,500	1,500
4680	Surfacing Materials	907	5,000	5,000	5,000
4690	Fertilizer, Seed & Sod	42,711	40,000	52,324	40,000
4720	Conferences & Dues	995	1,000	1,000	1,000
4770	Small Tools & Equipment	20,985	15,000	15,000	15,000
4805	Tree Rehabilitation	5,212	0	0	0
4950	Other	56,960	0	0	0
4990	Refuse Disposal Charges	57,312	60,000	60,000	60,000
8020	Social Security	524,134	533,310	533,310	591,312
8021	MTA Tax	23,798	23,703	23,703	0
Total Building and Grounds		10,237,068	10,407,385	11,480,729	11,326,103



General Fund Expenditures Detail

<u>Object</u>	<u>Description</u>	<u>2024</u> <u>Actual</u>	<u>2025</u> <u>Budget</u>	<u>2025</u> <u>Forecast</u>	<u>2026</u> <u>Budget</u>
<u>A1624-Heckscher Amphitheater</u>					
2600	Equipment & Machinery	0	0	20,000	0
4110	Office Supplies	0	50	0	50
4122	Computer Supp, Software	0	750	750	750
4290	Other Equipment Rental	6,395	5,000	20,000	5,000
4470	Uniforms	448	0	5,000	0
4510	Equip Supplies, Repairs & Main	4,985	2,500	11,500	2,500
4550	Outside Professional	0	1,500	2,550	1,500
4640	Lighting & Electric Supplies	0	1,000	1,000	1,000
4770	Small Tools & Equipment	0	500	500	500
Total Heckscher Amphitheater		11,828	11,300	61,300	11,300
<u>A1625-Vehicle Maintenance</u>					
1100	Regular Salaries	544,475	628,909	628,909	598,874
1300	Overtime Salaries	61,786	10,000	45,000	41,000
2313	Leased Motor Vehicles	165,361	180,000	180,000	180,000
2600	Equipment & Machinery	19,389	0	24,793	0
4122	Computer Supp, Software	0	1,500	1,581	1,500
4470	Uniforms	2,144	2,500	2,500	2,500
4510	Equip Supplies, Repairs & Main	8,927	10,000	10,000	10,000
4520	Vehicle Repairs, Supplies	297,154	290,000	305,601	290,000
4770	Small Tools & Equipment	3,000	5,000	5,000	5,000
8020	Social Security	44,467	48,877	48,877	48,950
8021	MTA Tax	2,006	2,172	2,172	0
Total Vehicle Maintenance		1,148,708	1,178,958	1,254,433	1,177,824
<u>A1660-Central Supply/Mailroom</u>					
1100	Regular Salaries	176,240	182,068	182,068	185,710
1300	Overtime Salaries	909	0	100	100
4110	Office Supplies	77,627	90,000	90,000	90,000
4130	Postage	144,467	125,000	125,000	130,000
4290	Other Equipment Rental	2,021	10,000	10,000	10,000
4570	Service Contracts	0	7,500	7,500	7,500
8020	Social Security	12,906	13,928	13,928	14,214
8021	MTA Tax	574	619	619	0
Total Central Supply/Mailroom		414,744	429,115	429,215	437,524



General Fund Expenditures Detail

<u>Object</u>	<u>Description</u>	<u>2024</u> <u>Actual</u>	<u>2025</u> <u>Budget</u>	<u>2025</u> <u>Forecast</u>	<u>2026</u> <u>Budget</u>
<u>A1670-Copy Center</u>					
1100	Regular Salaries	74,583	76,948	76,948	78,487
1300	Overtime Salaries	711	0	400	400
2316	Leased Equipment	150,989	195,000	195,000	195,000
4110	Office Supplies	35,141	40,000	40,000	40,000
4550	Outside Professional	4,121	7,000	7,000	7,000
8020	Social Security	5,376	5,887	5,887	6,035
8021	MTA Tax	239	262	262	0
Total Copy Center		271,159	325,097	325,497	326,922
<u>A1680-Information Technology</u>					
1100	Regular Salaries	1,347,951	1,414,705	1,560,661	1,766,480
1150	Part Time Salaries	35,671	58,000	53,000	173,000
1300	Overtime Salaries	273,138	250,000	250,000	250,000
1400	Summer Casual Salaries	25,021	10,000	35,000	35,000
2220	Townwide Computerization	112,506	175,000	163,056	175,000
4110	Office Supplies	4,264	6,000	11,116	6,000
4115	Small Furn & Office Equip	2,712	0	361	0
4122	Computer Supp, Software	74,304	90,000	67,500	90,000
4210	Telephone	723,516	540,800	806,980	740,800
4400	Travel Expenses	1,146	3,000	3,000	3,000
4470	Uniforms	0	0	2,023	0
4510	Equip Supplies, Repairs & Main	0	12,000	7,000	12,000
4550	Outside Professional	209,296	100,000	151,624	150,000
4570	Service Contracts	1,587,780	2,000,000	1,775,193	2,000,000
4720	Conferences & Dues	220	20,000	0	20,000
4770	Small Tools & Equipment	586	20,000	500	20,000
4850	Tuition	6,520	0	0	0
8020	Social Security	124,208	132,552	132,552	160,993
8021	MTA Tax	5,532	5,891	5,891	0
Total Information Technology		4,534,368	4,837,948	5,025,457	5,602,273
<u>A1910-Unallocated Insurance</u>					
4150	Insurance	812,015	1,000,000	1,000,000	875,000
Total Unallocated Insurance		812,015	1,000,000	1,000,000	875,000
<u>A1920-Municipal Association Dues</u>					
4720	Conferences & Dues	4,494	9,000	9,000	9,000
Total Municipal Association Dues		4,494	9,000	9,000	9,000
<u>A1930-Judgments and Claims</u>					
4160	Judgments & Claims	325,629	350,000	1,710,507	550,000
Total Judgments and Claims		325,629	350,000	1,710,507	550,000



General Fund Expenditures Detail

<u>Object</u>	<u>Description</u>	<u>2024</u> <u>Actual</u>	<u>2025</u> <u>Budget</u>	<u>2025</u> <u>Forecast</u>	<u>2026</u> <u>Budget</u>
<u>A1940-Purchase of Land</u>					
2109	Purchase of Open Space Land	0	1,500,000	1,500,000	1,500,000
Total Purchase of Land		0	1,500,000	1,500,000	1,500,000
<u>A1950-Taxes & Assessment/Muni Prop</u>					
4170	Taxes & Assmts On Muni Prop	12,212	20,000	20,000	20,000
Total Taxes & Assessment/Muni Prop		12,212	20,000	20,000	20,000
<u>A1989-Other General Gov Support</u>					
4180	Employee Assistance Program	11,500	20,000	20,000	20,000
Total Other General Gov Support		11,500	20,000	20,000	20,000
<u>A1990-Contingency</u>					
1100	Regular Salaries	0	0	-1,536,937	0
Total Contingency		0	0	-1,536,937	0
<u>A3010-Public Safety Administration</u>					
1100	Regular Salaries	2,138,820	2,307,504	2,307,504	2,394,910
1150	Part Time Salaries	894,042	680,000	680,000	680,000
1300	Overtime Salaries	218,066	150,000	150,000	150,000
1400	Summer Casual Salaries	5,424	30,000	30,000	30,000
2313	Leased Motor Vehicles	43,924	45,000	42,699	45,000
4000	Credit Card Fees	19,765	45,000	50,057	45,000
4110	Office Supplies	69	500	500	500
4115	Small Furn & Office Equip	1,979	2,000	2,000	2,000
4470	Uniforms	12,140	23,000	19,450	23,000
4500	Printing/Scanning	4,782	3,700	3,700	3,700
4510	Equip Supplies, Repairs & Main	4,752	5,000	5,000	5,000
4520	Vehicle Repairs, Supplies	2,528	10,000	10,000	10,000
4550	Outside Professional	0	0	500	0
4555	Instructional Services	0	18,000	18,000	18,000
4570	Service Contracts	0	20,000	19,770	20,000
4670	Signs,Road Paint & Markings	2,993	2,500	2,500	2,500
4720	Conferences & Dues	800	0	0	0
4770	Small Tools & Equipment	181	1,000	1,000	1,000
8020	Social Security	241,960	242,314	242,314	249,001
8021	MTA Tax	10,757	10,770	5,770	0
Total Public Safety Administration		3,602,981	3,596,288	3,590,764	3,679,611



General Fund Expenditures Detail

<u>Object</u>	<u>Description</u>	<u>2024</u> <u>Actual</u>	<u>2025</u> <u>Budget</u>	<u>2025</u> <u>Forecast</u>	<u>2026</u> <u>Budget</u>
A3120-Harbor and Waterways					
1100	Regular Salaries	651,923	653,562	653,562	598,845
1150	Part Time Salaries	116,731	125,000	125,000	125,000
1300	Overtime Salaries	96,765	90,000	90,000	90,000
2200	Office Equipment	749	0	600	600
2500	Boats & Marine Equipment	3,972	0	1,600	1,600
2600	Equipment & Machinery	0	0	0	5,000
4110	Office Supplies	249	500	500	500
4115	Small Furn & Office Equip	396	0	0	0
4120	Fuel for Vehicle & Equipment	35,195	50,000	40,000	50,000
4220	Electric	3,625	4,800	4,800	4,896
4230	Water	618	600	600	660
4390	Auto Mileage	322	0	350	350
4470	Uniforms	6,905	3,800	4,800	3,800
4510	Equip Supplies, Repairs & Main	52,429	55,000	51,100	55,000
4520	Vehicle Repairs, Supplies	13,982	8,000	11,000	8,000
4550	Outside Professional	499	4,000	2,000	4,000
4620	Medical & Safety Supplies	0	600	600	600
4665	Natural Gas	2,140	3,100	2,500	3,410
4720	Conferences & Dues	0	0	300	300
4770	Small Tools & Equipment	500	1,000	1,000	1,000
8020	Social Security	64,390	66,445	66,445	62,259
8021	MTA Tax	2,862	2,953	1,303	0
Total Harbor and Waterways		1,054,252	1,069,360	1,058,060	1,015,820



General Fund Expenditures Detail

<u>Object</u>	<u>Description</u>	<u>2024</u> <u>Actual</u>	<u>2025</u> <u>Budget</u>	<u>2025</u> <u>Forecast</u>	<u>2026</u> <u>Budget</u>
<u>A3510-Control of Animals</u>					
1100	Regular Salaries	721,004	822,816	723,162	756,167
1150	Part Time Salaries	166,818	200,000	200,000	200,000
1300	Overtime Salaries	87,461	45,000	50,000	45,000
2313	Leased Motor Vehicles	29,731	32,000	46,101	32,000
4000	Credit Card Fees	205	500	695	500
4110	Office Supplies	8	500	500	500
4115	Small Furn & Office Equip	322	500	500	500
4220	Electric	16,895	23,400	18,400	23,868
4230	Water	1,790	2,500	2,500	2,750
4470	Uniforms	2,913	2,500	4,250	2,500
4510	Equip Supplies, Repairs & Main	7,750	5,000	5,000	5,000
4550	Outside Professional	24,211	25,000	25,000	25,000
4620	Medical & Safety Supplies	2,057	3,000	3,000	3,000
4650	Building Repair, Maint & Supp	90	3,200	3,200	3,200
4665	Natural Gas	8,114	11,300	11,300	12,430
4760	Pet Food	5,316	4,500	9,500	10,000
8020	Social Security	72,773	81,688	81,688	76,589
8021	MTA Tax	3,514	3,631	1,416	0
Total Control of Animals		1,150,970	1,267,035	1,186,212	1,199,004
<u>A3621-Code Enforcement - Sfty Inspec</u>					
1100	Regular Salaries	263,339	259,440	259,440	268,813
1150	Part Time Salaries	24,859	40,000	40,000	40,000
1300	Overtime Salaries	5,775	0	5,000	5,000
1400	Summer Casual Salaries	0	4,000	4,000	4,000
4470	Uniforms	1,500	1,500	3,300	1,500
4510	Equip Supplies, Repairs & Main	2,822	5,500	5,500	5,500
4550	Outside Professional	33,131	36,000	36,000	36,000
8020	Social Security	21,898	23,213	23,213	24,313
8021	MTA Tax	973	1,032	437	0
Total Code Enforcement - Sfty Inspec		354,297	370,685	376,890	385,126



General Fund Expenditures Detail

<u>Object</u>	<u>Description</u>	<u>2024</u> <u>Actual</u>	<u>2025</u> <u>Budget</u>	<u>2025</u> <u>Forecast</u>	<u>2026</u> <u>Budget</u>
<u>A3640-Civil Defense</u>					
1100	Regular Salaries	0	7,000	7,000	7,000
2400	Communication Equipment	0	1,000	1,000	1,000
2600	Equipment & Machinery	0	10,000	10,000	10,000
4110	Office Supplies	0	500	500	500
4115	Small Furn & Office Equip	0	500	500	500
4470	Uniforms	0	1,000	1,000	1,000
4510	Equip Supplies, Repairs & Main	0	500	500	500
4520	Vehicle Repairs, Supplies	0	10,000	0	10,000
4550	Outside Professional	0	5,000	5,000	5,000
4570	Service Contracts	0	15,000	10,000	15,000
4610	Supplies	2,654	5,000	20,000	5,000
4720	Conferences & Dues	0	750	750	750
8020	Social Security	0	536	536	536
8021	MTA Tax	0	24	24	0
Total Civil Defense		2,654	56,810	56,810	56,786
<u>A4220-Drug & Alcohol</u>					
4001	Contractual Agreement	773,067	924,718	958,704	971,834
Total Drug & Alcohol		773,067	924,718	958,704	971,834
<u>A5010-Superintendent Of Highways</u>					
1100	Regular Salaries	623,779	613,091	731,607	693,496
1150	Part Time Salaries	29,429	35,000	35,000	35,000
1300	Overtime Salaries	73,619	2,000	30,000	26,000
2100	Furniture and Furnishings	250	250	250	250
4110	Office Supplies	598	1,000	1,000	1,000
4115	Small Furn & Office Equip	1,324	3,200	3,000	3,200
4122	Computer Supp, Software	159	2,000	2,000	2,000
4220	Electric	83,170	100,000	100,000	102,000
4230	Water	2,207	2,400	2,812	2,640
4665	Natural Gas	26,028	36,000	36,000	39,600
4700	Advertising	2,449	2,000	2,000	2,000
4720	Conferences & Dues	0	750	750	750
8020	Social Security	53,632	49,732	49,732	57,719
8021	MTA Tax	2,404	2,210	2,210	0
Total Superintendent Of Highways		899,048	849,633	996,361	965,655



General Fund Expenditures Detail

<u>Object</u>	<u>Description</u>	<u>2024</u> <u>Actual</u>	<u>2025</u> <u>Budget</u>	<u>2025</u> <u>Forecast</u>	<u>2026</u> <u>Budget</u>
A5630-Bus Operations					
1100	Regular Salaries	2,649,573	2,759,660	2,773,556	2,750,873
1150	Part Time Salaries	1,050,010	750,000	750,000	750,000
1300	Overtime Salaries	378,550	150,000	300,000	260,000
2200	Office Equipment	549	0	0	0
2312	Cars	837	0	0	0
2315	Buses	6,600	0	0	0
2600	Equipment & Machinery	727	1,000	4,095	1,000
4110	Office Supplies	484	500	500	500
4115	Small Furn & Office Equip	2,140	250	250	250
4120	Fuel for Vehicle & Equipment	250,491	310,000	291,285	310,000
4122	Computer Supp, Software	1,364	1,295	1,429	1,295
4150	Insurance	433,709	480,000	480,000	485,000
4220	Electric	25,123	32,800	32,800	33,456
4230	Water	1,222	1,500	1,500	1,650
4350	Snow Removal Materials	527	550	550	550
4400	Travel Expenses	200	250	250	250
4470	Uniforms	13,796	12,000	12,000	12,000
4500	Printing/Scanning	2,574	2,500	2,500	2,500
4510	Equip Supplies, Repairs & Main	17,218	14,000	20,625	14,000
4520	Vehicle Repairs, Supplies	140,050	175,000	193,262	175,000
4550	Outside Professional	39,800	5,000	5,000	5,000
4570	Service Contracts	96,047	75,000	75,000	75,000
4620	Medical & Safety Supplies	0	100	100	100
4640	Lighting & Electric Supplies	0	600	550	600
4650	Building Repair, Maint & Supp	8,997	8,700	16,200	8,700
4665	Natural Gas	24,004	34,000	34,000	37,400
4700	Advertising	0	1,000	1,050	1,000
4720	Conferences & Dues	0	250	250	250
4770	Small Tools & Equipment	3,000	3,000	3,000	3,000
4850	Tuition	28,550	500	9,487	500
4990	Refuse Disposal Charges	3,571	4,000	4,000	4,000
8020	Social Security	305,957	279,964	279,964	287,707
8021	MTA Tax	13,651	12,443	12,443	0
Total Bus Operations		5,499,320	5,115,862	5,305,646	5,221,581



General Fund Expenditures Detail

<u>Object</u>	<u>Description</u>	<u>2024</u> <u>Actual</u>	<u>2025</u> <u>Budget</u>	<u>2025</u> <u>Forecast</u>	<u>2026</u> <u>Budget</u>
<u>A5720-Waterways Navigation</u>					
1175	Seasonal Salaries	73,722	65,000	65,000	65,000
1300	Overtime Salaries	1,458	7,500	3,500	7,500
4120	Fuel for Vehicle & Equipment	1,692	20,000	2,000	20,000
4150	Insurance	58,611	60,000	60,000	65,000
4470	Uniforms	399	500	500	500
4510	Equip Supplies, Repairs & Main	0	8,000	2,000	8,000
4610	Supplies	0	500	500	500
8020	Social Security	5,751	5,546	5,546	5,546
8021	MTA Tax	256	247	83	0
Total Waterways Navigation		141,888	167,293	139,129	172,046
<u>A6010-Handicapped Enforce Program</u>					
1100	Regular Salaries	0	75,000	75,000	0
8020	Social Security	0	5,738	2,003	0
8021	MTA Tax	0	255	255	0
Total Handicapped Enforce Program		0	80,993	77,258	0
<u>A6312-Literacy Volunteers of America</u>					
4001	Contractual Agreement	9,500	9,500	9,500	9,500
Total Literacy Volunteers of America		9,500	9,500	9,500	9,500
<u>A6410-Public Information</u>					
1100	Regular Salaries	0	0	0	50,000
4570	Service Contracts	0	35,000	35,000	35,000
8020	Social Security	0	0	0	3,825
Total Public Information		0	35,000	35,000	88,825
<u>A6510-Veterans Services</u>					
4190	Celebrations	5,000	5,000	5,000	5,000
4710	Rent	4,000	5,000	5,000	5,000
Total Veterans Services		9,000	10,000	10,000	10,000
<u>A6770-Work/Family Assist Program</u>					
4013	Foster Grandparents Program	10,220	10,220	10,220	10,220
4014	Parents Initiative	0	9,500	9,500	9,500
4016	Work Plus - Family Service Lea	29,500	29,500	29,500	29,500
4021	Child Care Enhancement Fund	28,082	31,500	34,918	31,500
4025	Emergency Housing Relocation-FSL	44,234	58,000	71,766	58,000
4053	HBCAC - Hunt Breast Cancer	10,000	10,000	10,000	10,000
4055	SeniorNet@FSL Huntington	9,677	9,750	9,823	9,750
4056	Students and Scientists Progrm	4,800	4,800	4,800	4,800
Total Work/Family Assist Program		136,513	163,270	180,527	163,270



General Fund Expenditures Detail

<u>Object</u>	<u>Description</u>	<u>2024</u> <u>Actual</u>	<u>2025</u> <u>Budget</u>	<u>2025</u> <u>Forecast</u>	<u>2026</u> <u>Budget</u>
<u>A6772-Programs For The Aging</u>					
1100	Regular Salaries	690,943	766,245	696,000	700,914
1150	Part Time Salaries	173,053	140,365	130,000	140,365
1300	Overtime Salaries	6,659	4,000	12,000	8,000
1400	Summer Casual Salaries	0	7,000	1,000	2,000
4110	Office Supplies	2,994	3,000	3,000	3,000
4115	Small Furn & Office Equip	188	1,000	3,940	4,000
4400	Travel Expenses	1,995	2,000	4,100	2,000
4470	Uniforms	1,116	10,000	2,000	10,000
4510	Equip Supplies, Repairs & Main	307	500	500	500
4550	Outside Professional	40,470	41,000	41,585	45,000
4710	Rent	20,955	32,180	22,000	32,180
4720	Conferences & Dues	0	300	300	300
4740	Sr. Program Activities	113	750	200	750
8020	Social Security	63,750	70,197	61,500	65,310
8021	MTA Tax	2,833	3,120	1,310	0
Total Programs For The Aging		1,005,376	1,081,657	979,435	1,014,319
<u>A6773-Sr. Citizens Day Care Center</u>					
1100	Regular Salaries	288,490	309,861	220,000	311,128
1150	Part Time Salaries	95,253	75,000	94,000	75,000
1300	Overtime Salaries	147	1,100	1,100	1,100
2210	Computer, Software & Printers	93	300	300	300
4000	Credit Card Fees	211	2,000	250	2,000
4001	Contractual Agreement	248	0	0	0
4115	Small Furn & Office Equip	2,965	2,000	2,000	2,000
4400	Travel Expenses	0	150	150	150
4510	Equip Supplies, Repairs & Main	40	500	500	500
4530	Books	625	800	800	800
4550	Outside Professional	9,000	9,000	9,000	9,000
4555	Instructional Services	243	0	0	0
4610	Supplies	1,705	1,500	1,500	1,500
4700	Advertising	0	3,500	3,500	3,500
4720	Conferences & Dues	495	750	750	750
4740	Sr. Program Activities	743	1,000	1,000	1,000
8020	Social Security	27,527	29,526	22,650	29,623
8021	MTA Tax	1,396	1,312	480	0
Total Sr. Citizens Day Care Center		429,179	438,299	357,980	438,351



General Fund Expenditures Detail

<u>Object</u>	<u>Description</u>	<u>2024</u> <u>Actual</u>	<u>2025</u> <u>Budget</u>	<u>2025</u> <u>Forecast</u>	<u>2026</u> <u>Budget</u>
<u>A6775-Sr. Nutrition Program</u>					
1100	Regular Salaries	338,660	393,521	340,000	442,159
1150	Part Time Salaries	102,530	145,000	150,000	145,000
1300	Overtime Salaries	1,362	5,000	2,000	5,000
2600	Equipment & Machinery	7,000	5,000	5,000	5,000
4001	Contractual Agreement	462,265	460,000	461,104	500,000
4115	Small Furn & Office Equip	446	0	0	0
4122	Computer Supp, Software	0	300	300	300
4550	Outside Professional	0	1,000	1,000	1,000
8020	Social Security	32,426	41,579	36,500	45,300
8021	MTA Tax	1,700	1,848	736	0
Total Sr. Nutrition Program		946,389	1,053,248	996,640	1,143,759
<u>A7010-Arts Council Administration</u>					
4001	Contractual Agreement	147,500	147,500	147,500	147,500
Total Arts Council Administration		147,500	147,500	147,500	147,500
<u>A7020-Recreation Administration</u>					
1100	Regular Salaries	710,856	713,404	729,012	739,654
1150	Part Time Salaries	81,243	70,000	70,000	70,000
1300	Overtime Salaries	6,734	2,000	13,000	13,000
1400	Summer Casual Salaries	7,511	7,500	8,000	7,500
2200	Office Equipment	1,990	0	1,000	0
2210	Computer, Software & Printers	3,369	0	4,500	0
2600	Equipment & Machinery	2,284	0	2,000	0
4000	Credit Card Fees	25	77,500	9,000	0
4110	Office Supplies	4,730	500	2,500	500
4122	Computer Supp, Software	1,877	500	3,485	500
4390	Auto Mileage	0	850	550	850
4510	Equip Supplies, Repairs & Main	30,235	1,000	1,000	1,000
4550	Outside Professional	22,513	15,000	15,300	15,000
4570	Service Contracts	0	0	1,501	0
4630	Playground & Rec Supplies	3,355	0	0	0
4700	Advertising	0	2,000	0	2,000
4720	Conferences & Dues	60	500	244	500
8020	Social Security	58,973	60,657	60,657	63,507
8021	MTA Tax	2,621	2,696	2,696	0
Total Recreation Administration		938,377	954,107	924,445	914,011



General Fund Expenditures Detail

Object	Description	<u>2024</u> <u>Actual</u>	<u>2025</u> <u>Budget</u>	<u>2025</u> <u>Forecast</u>	<u>2026</u> <u>Budget</u>
<u>A7115-Dix Hills Park-Administration</u>					
1100	Regular Salaries	321,876	324,074	259,074	332,807
1150	Part Time Salaries	181,206	160,000	225,000	225,000
1175	Seasonal Salaries	974	0	1,402	1,402
1300	Overtime Salaries	28,118	25,000	37,000	35,000
1400	Summer Casual Salaries	396,740	300,000	460,000	400,000
2600	Equipment & Machinery	0	0	8,000	0
4110	Office Supplies	1,175	500	2,000	500
4470	Uniforms	1,629	2,000	5,000	2,000
4481	Camp Youth Supplements	5,177	14,500	14,300	14,500
4530	Books	0	1,000	0	1,000
4550	Outside Professional	1,230	0	0	0
4555	Instructional Services	184,443	160,000	160,000	160,000
4620	Medical & Safety Supplies	485	2,500	2,500	2,500
4630	Playground & Rec Supplies	30,188	40,000	40,000	40,000
4650	Building Repair, Maint & Supp	1,990	0	0	0
4720	Conferences & Dues	0	300	0	300
4770	Small Tools & Equipment	4,885	5,000	5,000	5,000
8020	Social Security	69,933	61,894	65,000	76,057
8021	MTA Tax	3,124	2,751	2,751	0
Total Dix Hills Park-Administration		1,233,173	1,101,519	1,287,027	1,296,066



General Fund Expenditures Detail

<u>Object</u>	<u>Description</u>	<u>2024</u> <u>Actual</u>	<u>2025</u> <u>Budget</u>	<u>2025</u> <u>Forecast</u>	<u>2026</u> <u>Budget</u>
<u>A7116-Dix Hills Park-Maintenance</u>					
1100	Regular Salaries	835,424	785,326	801,858	771,084
1300	Overtime Salaries	98,125	100,000	100,000	100,000
1400	Summer Casual Salaries	0	5,250	5,250	5,250
2600	Equipment & Machinery	5,775	0	2,500	0
4115	Small Furn & Office Equip	6,696	0	0	0
4220	Electric	765,250	800,000	800,000	816,000
4230	Water	19,220	14,800	14,800	16,280
4350	Snow Removal Materials	0	500	500	500
4470	Uniforms	2,895	3,000	3,000	3,000
4510	Equip Supplies, Repairs & Main	66,615	77,750	77,750	77,750
4550	Outside Professional	0	500	500	500
4570	Service Contracts	0	6,800	4,300	6,800
4620	Medical & Safety Supplies	0	500	500	500
4640	Lighting & Electric Supplies	0	1,500	1,500	1,500
4650	Building Repair, Maint & Supp	33,796	37,000	37,000	37,000
4665	Natural Gas	141,969	200,000	200,000	200,000
4690	Fertilizer, Seed & Sod	19,818	0	0	0
4691	Chemical Supplies	26,864	30,000	30,000	30,000
4720	Conferences & Dues	1,125	0	0	0
4990	Refuse Disposal Charges	5,989	10,000	10,000	10,000
8020	Social Security	68,230	68,129	68,129	67,040
8021	MTA Tax	3,033	3,028	3,028	0
Total Dix Hills Park-Maintenance		2,100,823	2,144,083	2,160,615	2,143,204



General Fund Expenditures Detail

<u>Object</u>	<u>Description</u>	<u>2024</u> <u>Actual</u>	<u>2025</u> <u>Budget</u>	<u>2025</u> <u>Forecast</u>	<u>2026</u> <u>Budget</u>
<u>A7140-Playgrounds & Recreation Cntr</u>					
1150	Part Time Salaries	12,296	42,000	31,363	31,363
1175	Seasonal Salaries	0	30,000	0	30,000
1400	Summer Casual Salaries	346,926	400,000	410,000	400,000
4110	Office Supplies	0	100	100	100
4390	Auto Mileage	0	300	300	300
4410	Bus Service	50,000	50,000	50,000	0
4470	Uniforms	592	4,500	4,500	4,500
4481	Camp Youth Supplements	7,484	19,000	12,000	19,000
4510	Equip Supplies, Repairs & Main	0	2,300	27,300	2,300
4550	Outside Professional	29,276	50,000	41,000	15,000
4555	Instructional Services	0	4,000	0	4,000
4620	Medical & Safety Supplies	182	1,000	1,000	1,000
4630	Playground & Rec Supplies	4,963	15,000	10,000	12,000
4650	Building Repair, Maint & Supp	9,812	5,000	5,000	5,000
4665	Natural Gas	9,372	14,000	14,000	15,400
4710	Rent	21,575	30,000	30,000	30,000
8020	Social Security	27,479	36,376	36,376	35,294
8021	MTA Tax	1,221	1,617	1,617	0
Total Playgrounds & Recreation Cntr		521,178	708,693	674,556	605,257
<u>A7141-Recreation Fee Classes</u>					
1150	Part Time Salaries	65,711	75,000	73,598	73,598
1175	Seasonal Salaries	38,337	85,000	85,000	85,000
1400	Summer Casual Salaries	0	30,000	30,000	30,000
4110	Office Supplies	0	250	0	250
4122	Computer Supp, Software	310	1,735	0	1,735
4410	Bus Service	0	4,000	0	4,000
4470	Uniforms	3,418	2,000	2,000	2,000
4550	Outside Professional	6,040	40,000	7,130	20,000
4555	Instructional Services	0	25,000	0	25,000
4620	Medical & Safety Supplies	0	600	600	600
4630	Playground & Rec Supplies	7,822	4,000	4,906	4,000
8020	Social Security	7,952	14,726	14,726	14,428
8021	MTA Tax	353	655	655	0
Total Recreation Fee Classes		129,944	285,466	218,615	260,611



General Fund Expenditures Detail

<u>Object</u>	<u>Description</u>	<u>2024</u> <u>Actual</u>	<u>2025</u> <u>Budget</u>	<u>2025</u> <u>Forecast</u>	<u>2026</u> <u>Budget</u>
<u>A7181-Beach Maintenance</u>					
1100	Regular Salaries	231,867	231,614	231,614	236,246
1300	Overtime Salaries	23,254	20,000	20,000	20,000
1400	Summer Casual Salaries	0	3,500	3,500	3,500
2600	Equipment & Machinery	0	4,000	4,000	4,000
4220	Electric	5,233	6,100	6,100	9,710
4230	Water	9,365	9,000	9,000	9,900
4290	Other Equipment Rental	11,669	0	2,375	0
4470	Uniforms	0	2,000	0	2,000
4510	Equip Supplies, Repairs & Main	18,917	40,000	34,943	40,000
4620	Medical & Safety Supplies	0	500	500	500
4650	Building Repair, Maint & Supp	8,937	15,000	14,954	15,000
4690	Fertilizer, Seed & Sod	2,676	2,500	2,800	2,500
4770	Small Tools & Equipment	0	3,000	3,000	3,000
4990	Refuse Disposal Charges	24,479	30,000	30,000	30,000
8020	Social Security	18,971	19,516	19,516	19,871
8021	MTA Tax	843	867	867	0
Total Beach Maintenance		356,211	387,597	383,169	396,227
<u>A7182-Marinas & Docks</u>					
1100	Regular Salaries	209,792	180,971	180,971	184,591
1200	Non-Permanent Salaries	0	15,000	15,000	15,000
1300	Overtime Salaries	19,094	36,500	36,500	36,500
1400	Summer Casual Salaries	11,159	0	17	20
4220	Electric	30,638	38,900	38,900	42,790
4230	Water	1,613	3,200	3,200	3,520
4470	Uniforms	0	2,500	2,500	2,500
4510	Equip Supplies, Repairs & Main	7,912	20,000	20,000	20,000
4550	Outside Professional	0	1,000	1,000	1,000
4650	Building Repair, Maint & Supp	4,086	5,000	5,000	5,000
4770	Small Tools & Equipment	249	1,000	1,000	1,000
4990	Refuse Disposal Charges	6,693	11,000	11,000	11,000
8020	Social Security	17,639	17,784	17,784	18,062
8021	MTA Tax	784	790	790	0
Total Marinas & Docks		309,659	333,645	333,662	340,983



General Fund Expenditures Detail

<u>Object</u>	<u>Description</u>	<u>2024</u> <u>Actual</u>	<u>2025</u> <u>Budget</u>	<u>2025</u> <u>Forecast</u>	<u>2026</u> <u>Budget</u>
<u>A7183-Golf Course-Maintenance</u>					
1100	Regular Salaries	723,687	778,866	807,588	789,277
1200	Non-Permanent Salaries	254,511	246,810	246,810	246,810
1300	Overtime Salaries	100,997	35,000	75,348	75,000
2600	Equipment & Machinery	2,528	0	68,600	0
4120	Fuel for Vehicle & Equipment	86,239	97,200	92,200	97,200
4220	Electric	48,217	42,400	42,400	46,640
4230	Water	16,932	17,600	17,600	19,360
4470	Uniforms	2,647	2,750	2,750	2,750
4510	Equip Supplies, Repairs & Main	69,440	65,000	74,588	70,000
4570	Service Contracts	16,363	8,750	6,683	8,750
4620	Medical & Safety Supplies	0	500	0	500
4650	Building Repair, Maint & Supp	11,455	18,000	13,400	20,000
4660	Heating Oil	7,186	18,700	18,700	20,570
4665	Natural Gas	4,656	6,300	6,300	6,930
4690	Fertilizer, Seed & Sod	136,295	130,000	156,567	145,000
4720	Conferences & Dues	0	800	800	800
4770	Small Tools & Equipment	2,916	5,500	2,400	5,500
4990	Refuse Disposal Charges	3,313	6,000	4,500	6,000
8020	Social Security	80,780	81,142	81,142	84,998
8021	MTA Tax	3,620	3,606	3,606	0
Total Golf Course-Maintenance		1,571,783	1,564,924	1,721,982	1,646,085
<u>A7187-Camp Bright Star</u>					
1175	Seasonal Salaries	28,441	60,000	60,000	60,000
1300	Overtime Salaries	240	0	120	200
1400	Summer Casual Salaries	59,791	46,000	70,000	70,000
4410	Bus Service	35,670	30,000	32,500	30,000
4470	Uniforms	0	1,000	1,000	1,000
4481	Camp Youth Supplements	1,321	3,600	3,600	3,600
4550	Outside Professional	230	9,000	6,500	9,000
4620	Medical & Safety Supplies	0	250	250	250
4630	Playground & Rec Supplies	310	2,000	2,000	2,000
8020	Social Security	6,768	8,109	8,109	9,960
8021	MTA Tax	301	360	360	0
Total Camp Bright Star		133,072	160,319	184,439	186,010



General Fund Expenditures Detail

<u>Object</u>	<u>Description</u>	<u>2024</u> <u>Actual</u>	<u>2025</u> <u>Budget</u>	<u>2025</u> <u>Forecast</u>	<u>2026</u> <u>Budget</u>
<u>A7188-Beaches-Recreation</u>					
1150	Part Time Salaries	0	0	33	33
1200	Non-Permanent Salaries	5,033	0	0	0
1400	Summer Casual Salaries	740,468	700,000	700,000	700,000
2100	Furniture and Furnishings	0	900	900	900
4110	Office Supplies	212	502	96	502
4390	Auto Mileage	4,043	3,500	3,500	3,500
4470	Uniforms	2,419	5,633	4,633	5,633
4500	Printing/Scanning	0	12,500	12,500	12,500
4550	Outside Professional	300	2,500	2,000	2,500
4570	Service Contracts	111	9,500	0	9,500
4620	Medical & Safety Supplies	580	3,516	3,516	3,516
4630	Playground & Rec Supplies	689	8,254	8,254	8,254
8020	Social Security	57,028	53,550	53,550	53,553
8021	MTA Tax	2,535	2,380	2,380	0
Total Beaches-Recreation		813,418	802,735	791,362	800,391
<u>A7193-Golf Course Administration</u>					
1175	Seasonal Salaries	6,101	20,000	20,000	20,000
4558	General Costs	2,675	0	2,870	0
8020	Social Security	467	1,530	1,530	1,530
8021	MTA Tax	21	68	68	0
Total Golf Course Administration		9,264	21,598	24,468	21,530
<u>A7270-Band Concerts</u>					
1175	Seasonal Salaries	74,343	40,000	75,000	60,000
1300	Overtime Salaries	9,119	0	15,000	11,000
1400	Summer Casual Salaries	459	0	0	0
4001	Contractual Agreement	100,615	100,615	100,615	100,615
8020	Social Security	6,419	3,060	6,500	5,432
8021	MTA Tax	285	136	136	0
Total Band Concerts		191,241	143,811	197,251	177,047
<u>A7310-Youth Program Administration</u>					
1100	Regular Salaries	558,669	565,660	582,541	628,389
1150	Part Time Salaries	18,709	10,000	20,000	13,000
1300	Overtime Salaries	515	0	200	200
4110	Office Supplies	135	0	0	0
4400	Travel Expenses	603	1,100	1,100	1,100
4530	Books	0	200	200	200
4720	Conferences & Dues	450	1,500	1,500	1,500
8020	Social Security	42,879	44,038	44,038	49,082
8021	MTA Tax	1,906	1,957	1,957	0
Total Youth Program Administration		623,864	624,455	651,536	693,471



General Fund Expenditures Detail

<u>Object</u>	<u>Description</u>	<u>2024</u> <u>Actual</u>	<u>2025</u> <u>Budget</u>	<u>2025</u> <u>Forecast</u>	<u>2026</u> <u>Budget</u>
<u>A7320-Joint Youth Program</u>					
4001	Contractual Agreement	2,709,643	3,042,481	3,138,463	3,195,000
Total Joint Youth Program		2,709,643	3,042,481	3,138,463	3,195,000
<u>A7450-Museum - Fine Arts Heckscher</u>					
4001	Contractual Agreement	485,134	485,134	485,134	485,134
Total Museum - Fine Arts Heckscher		485,134	485,134	485,134	485,134
<u>A7460-Cultural Affairs</u>					
4003	Cold Spring Whaling Museum	23,500	23,500	23,500	23,500
4004	Huntington Historical Property	52,000	52,000	52,000	52,000
4005	Northport Historical Property	16,250	16,250	16,250	16,250
4006	Greenlawn/Centerport Hist Prop	1,900	1,900	1,900	1,900
4007	Walt Whitman Historical	21,000	21,000	21,000	21,000
4009	Huntington Lighthouse	4,900	4,900	4,900	4,900
4012	Public Art Initiative	7,700	15,000	15,000	15,000
4057	Cinema Arts Centre	10,000	10,000	10,000	10,000
4700	Advertising	0	2,500	2,500	2,500
Total Cultural Affairs		137,250	147,050	147,050	147,050
<u>A7510-Town Historian</u>					
1100	Regular Salaries	35,757	36,591	36,591	36,591
1150	Part Time Salaries	15,849	15,000	15,000	15,000
4110	Office Supplies	0	250	0	250
4190	Celebrations	1,500	1,500	1,500	1,500
4670	Signs,Road Paint & Markings	2,670	1,100	1,620	1,100
8020	Social Security	3,511	3,947	3,947	3,947
8021	MTA Tax	156	175	175	0
Total Town Historian		59,443	58,563	58,833	58,388
<u>A7550-Celebrations</u>					
4026	Tulip Festival	6,048	10,000	10,000	10,000
Total Celebrations		6,048	10,000	10,000	10,000



General Fund Expenditures Detail

<u>Object</u>	<u>Description</u>	<u>2024</u> <u>Actual</u>	<u>2025</u> <u>Budget</u>	<u>2025</u> <u>Forecast</u>	<u>2026</u> <u>Budget</u>
<u>A7620-Human Services</u>					
1100	Regular Salaries	295,137	396,358	313,500	476,587
1150	Part Time Salaries	87,954	67,000	70,600	67,000
1200	Non-Permanent Salaries	2,970	0	0	0
1300	Overtime Salaries	52	15,000	1,000	15,000
4001	Contractual Agreement	4,642	5,000	8,095	5,000
4110	Office Supplies	748	200	1,200	200
4115	Small Furn & Office Equip	340	200	200	200
4400	Travel Expenses	0	1,200	1,500	1,200
4530	Books	0	600	600	600
4700	Advertising	0	0	1,000	0
4720	Conferences & Dues	0	1,000	0	1,000
4950	Other	175	0	0	0
8020	Social Security	28,770	36,594	29,000	42,732
8021	MTA Tax	1,279	1,626	544	0
Total Human Services		422,067	524,778	427,239	609,519
<u>A7624-Sr Citizen C.H.O.R.E</u>					
1150	Part Time Salaries	270,423	246,000	246,000	246,000
1300	Overtime Salaries	145	0	0	0
4001	Contractual Agreement	5,700	11,500	6,000	11,500
4400	Travel Expenses	12,875	19,000	9,000	19,000
4720	Conferences & Dues	0	100	100	100
8020	Social Security	20,450	18,820	18,820	18,819
8021	MTA Tax	909	836	385	0
Total Sr Citizen C.H.O.R.E		310,502	296,256	280,305	295,419
<u>A8164-Landfill-Smithtown Cell 6</u>					
4990	Refuse Disposal Charges	369,991	321,300	321,300	321,300
Total Landfill-Smithtown Cell 6		369,991	321,300	321,300	321,300
<u>A8166-ENL Post Closure Maintenance</u>					
4220	Electric	18,928	23,800	23,800	24,276
4230	Water	212	300	300	330
4510	Equip Supplies, Repairs & Main	0	10,000	24,950	10,000
4550	Outside Professional	55,816	65,000	65,000	65,000
4650	Building Repair, Maint & Supp	0	500	500	500
Total ENL Post Closure Maintenance		74,956	99,600	114,550	100,106



General Fund Expenditures Detail

<u>Object</u>	<u>Description</u>	<u>2024</u> <u>Actual</u>	<u>2025</u> <u>Budget</u>	<u>2025</u> <u>Forecast</u>	<u>2026</u> <u>Budget</u>
<u>A8170-Resource Recovery</u>					
1100	Regular Salaries	243,276	266,171	270,356	246,516
1150	Part Time Salaries	129,611	125,000	160,000	160,000
1300	Overtime Salaries	0	700	10,700	10,700
4001	Contractual Agreement	28,735,865	29,500,000	29,490,000	29,500,000
4110	Office Supplies	0	100	100	100
4122	Computer Supp, Software	0	350	350	350
4400	Travel Expenses	0	200	200	200
4470	Uniforms	0	750	750	750
4530	Books	0	600	600	600
4550	Outside Professional	23,020	0	0	0
4720	Conferences & Dues	2,500	10,000	0	10,000
8020	Social Security	28,105	29,978	29,978	31,917
8021	MTA Tax	1,250	1,332	1,332	0
Total Resource Recovery		29,163,628	29,935,181	29,964,366	29,961,133
<u>A8560-Organic Garden</u>					
4230	Water	9,419	4,800	4,800	5,280
4290	Other Equipment Rental	500	600	600	600
4570	Service Contracts	1,500	1,500	1,500	1,500
Total Organic Garden		11,419	6,900	6,900	7,380
<u>A8565-Solid Waste Recycling</u>					
1100	Regular Salaries	522,252	620,670	652,772	617,070
1200	Non-Permanent Salaries	14,160	0	0	0
1300	Overtime Salaries	15,452	20,000	20,000	20,000
2600	Equipment & Machinery	16,932	0	12,032	0
4110	Office Supplies	0	100	100	100
4230	Water	243	300	300	330
4470	Uniforms	1,908	1,800	1,800	1,800
4500	Printing/Scanning	0	2,000	2,000	2,000
4510	Equip Supplies, Repairs & Main	1,176	1,500	1,500	1,500
4520	Vehicle Repairs, Supplies	9,332	20,000	20,000	20,000
4550	Outside Professional	3,025	1,400	1,400	1,400
4620	Medical & Safety Supplies	0	300	300	300
4650	Building Repair, Maint & Supp	0	1,000	1,000	1,000
4950	Other	8,740	0	7,000	0
4990	Refuse Disposal Charges	119,837	122,500	132,500	122,500
8020	Social Security	40,943	49,011	49,011	48,735
8021	MTA Tax	1,820	2,178	2,178	0
Total Solid Waste Recycling		755,819	842,759	903,893	836,735



General Fund Expenditures Detail

<u>Object</u>	<u>Description</u>	<u>2024</u> <u>Actual</u>	<u>2025</u> <u>Budget</u>	<u>2025</u> <u>Forecast</u>	<u>2026</u> <u>Budget</u>
<u>A8684-Plan & Manage Development</u>					
4043	Economic Development	18,731	35,000	35,000	35,000
Total Plan & Manage Development		18,731	35,000	35,000	35,000
<u>A8790-Maritime Services Admin</u>					
1100	Regular Salaries	262,879	189,044	170,000	190,405
1200	Non-Permanent Salaries	519	0	4,000	3,000
1300	Overtime Salaries	16,362	14,000	14,000	14,000
1400	Summer Casual Salaries	24,778	70,000	25,000	70,000
2600	Equipment & Machinery	2,350	0	0	0
4000	Credit Card Fees	1	2,000	100	2,000
4110	Office Supplies	199	250	250	250
4120	Fuel for Vehicle & Equipment	1,420	10,000	2,000	10,000
4122	Computer Supp, Software	0	0	250	250
4400	Travel Expenses	989	1,200	1,200	1,200
4470	Uniforms	146	0	0	0
4500	Printing/Scanning	6,115	6,500	6,500	7,500
4510	Equip Supplies, Repairs & Main	16	2,000	1,750	2,000
4511	Pumpout Repairs	0	2,500	2,500	2,500
4520	Vehicle Repairs, Supplies	300	0	0	0
4550	Outside Professional	44,835	47,000	47,000	50,000
4620	Medical & Safety Supplies	0	200	200	200
4720	Conferences & Dues	0	300	300	300
4762	Natural Marine Resources	28,000	28,000	28,000	28,000
4950	Other	2,700	0	0	0
8020	Social Security	22,425	20,888	15,500	21,221
8021	MTA Tax	997	928	294	0
Total Maritime Services Admin		415,031	394,810	318,844	402,826
<u>A8793-Waste Management Admin</u>					
1100	Regular Salaries	347,156	368,084	395,884	345,805
1300	Overtime Salaries	0	0	30	30
4110	Office Supplies	470	800	800	800
4400	Travel Expenses	96	200	200	200
4720	Conferences & Dues	490	3,165	3,165	3,165
8020	Social Security	23,429	28,158	28,158	26,456
8021	MTA Tax	1,468	1,251	1,251	0
Total Waste Management Admin		373,109	401,658	429,488	376,456



General Fund Expenditures Detail

<u>Object</u>	<u>Description</u>	<u>2024</u> <u>Actual</u>	<u>2025</u> <u>Budget</u>	<u>2025</u> <u>Forecast</u>	<u>2026</u> <u>Budget</u>
<u>A8845-Services to the Handicapped</u>					
1200	Non-Permanent Salaries	0	0	4,000	3,000
1400	Summer Casual Salaries	4,747	10,000	5,000	10,000
8020	Social Security	363	765	350	995
8021	MTA Tax	16	34	3	0
Total Services to the Handicapped		5,126	10,799	9,353	13,995
<u>A9010-State Retirement</u>					
8010	State Retirement	4,906,230	5,556,386	5,556,386	5,556,386
Total State Retirement		4,906,230	5,556,386	5,556,386	5,556,386
<u>A9030-Social Security</u>					
8020	Social Security	71,834	56,000	56,000	80,000
Total Social Security		71,834	56,000	56,000	80,000
<u>A9040-Worker's Compensation</u>					
8030	Worker's Compensation	1,968,385	1,500,000	1,531,250	1,800,000
Total Worker's Compensation		1,968,385	1,500,000	1,531,250	1,800,000
<u>A9045-Life Insurance</u>					
8040	Life Insurance	34,324	50,000	50,000	50,000
Total Life Insurance		34,324	50,000	50,000	50,000
<u>A9050-Unemployment Insurance</u>					
8050	Unemployment Insurance	86,843	130,000	130,000	130,000
Total Unemployment Insurance		86,843	130,000	130,000	130,000
<u>A9055-Disability Insurance</u>					
8060	Disability Insurance	50,333	90,000	90,000	90,000
Total Disability Insurance		50,333	90,000	90,000	90,000
<u>A9060-Hospital / Medical Insurance</u>					
8070	Health Insurance	10,362,872	11,400,000	11,400,000	11,400,000
8071	Retiree Health Insurance	5,414,266	6,000,000	6,000,000	6,000,000
8072	Medicare Reimbursement	766,082	858,000	858,000	858,000
Total Hospital / Medical Insurance		16,543,220	18,258,000	18,258,000	18,258,000
<u>A9065-Welfare Fund-White Collar/Appt</u>					
8080	Dental	673,983	710,000	710,000	710,000
Total Welfare Fund-White Collar/Appt		673,983	710,000	710,000	710,000
<u>A9070-Misc. Salaried Benefits</u>					
8090	Welfare Fund - B/C Local 342	247,819	270,000	270,000	270,000
8100	Retirement Accrual Payout	707,598	350,000	350,000	500,000
8101	Accrual Payout	231,414	248,000	248,000	248,000
Total Misc. Salaried Benefits		1,186,831	868,000	868,000	1,018,000



General Fund Expenditures Detail

<u>Object</u>	<u>Description</u>	<u>2024</u> <u>Actual</u>	<u>2025</u> <u>Budget</u>	<u>2025</u> <u>Forecast</u>	<u>2026</u> <u>Budget</u>
<u>A9710-Serial Bonds</u>					
6000	Principal on Indebtedness	4,254,892	4,200,300	4,200,300	3,500,000
7000	Interest on Indebtedness	1,209,896	1,180,000	1,180,000	983,000
Total Serial Bonds		5,464,788	5,380,300	5,380,300	4,483,000
<u>A9730-Bond Anticipation Notes</u>					
6000	Principal on Indebtedness	0	50,000	50,000	50,000
7000	Interest on Indebtedness	0	40,000	40,000	40,000
Total Bond Anticipation Notes		0	90,000	90,000	90,000
<u>A9950-Interfund Trans - Capital Cash</u>					
9010	Transfer	4,470,022	0	7,671,162	0
Total Interfund Trans - Capital Cash		4,470,022	0	7,671,162	0
Fund Total		126,331,672	128,343,329	138,862,195	130,983,324



Part Town Revenue Detail

<u>Object</u>	<u>Description</u>	<u>2024</u> <u>Actual</u>	<u>2025</u> <u>Budget</u>	<u>2025</u> <u>Forecast</u>	<u>2026</u> <u>Budget</u>
<u>B0511-Part Town</u>					
0511R	Appropriated Reserves	0	0	0	0
<u>B0599-Part Town</u>					
0599R	Appropriated Fund Balance	0	475,000	510,000	475,000
Total Part Town		0	475,000	510,000	475,000
<u>B1001-Part Town</u>					
1001	Real Property Taxes	3,304,198	3,370,282	3,370,282	3,368,766
Total Part Town		3,304,198	3,370,282	3,370,282	3,368,766
<u>B1081-Part Town</u>					
1081	Other Payments Lieu of Taxes	7,328	22,187	22,187	6,043
Total Part Town		7,328	22,187	22,187	6,043
<u>B1090-Part Town</u>					
1090	Interest & Penalties	2,094	1,000	1,000	1,000
Total Part Town		2,094	1,000	1,000	1,000
<u>B1240-Part Town</u>					
1240	Comptroller's Fee - Ret Checks	350	500	500	500
Total Part Town		350	500	500	500
<u>B1255-Part Town</u>					
1255	Clerk Fees	29,300	100,000	20,000	100,000
Total Part Town		29,300	100,000	20,000	100,000
<u>B1260-Part Town</u>					
1260	FOIL Request	2,327	2,000	2,000	2,000
Total Part Town		2,327	2,000	2,000	2,000
<u>B1540-Part Town</u>					
1540	Fire Inspection Fees	664,561	625,000	625,000	625,000
Total Part Town		664,561	625,000	625,000	625,000
<u>B1560-Part Town</u>					
1560	Building Department	5,332,015	5,500,000	5,000,000	5,500,000
Total Part Town		5,332,015	5,500,000	5,000,000	5,500,000
<u>B1601-Part Town</u>					
1601	Registrar Fees (Pub Health)	294,450	250,000	250,000	250,000
Total Part Town		294,450	250,000	250,000	250,000
<u>B2110-Part Town</u>					
2110	Zoning Fees	82,520	138,000	86,000	138,000
Total Part Town		82,520	138,000	86,000	138,000



Part Town Revenue Detail

<u>Object</u>	<u>Description</u>	<u>2024</u> <u>Actual</u>	<u>2025</u> <u>Budget</u>	<u>2025</u> <u>Forecast</u>	<u>2026</u> <u>Budget</u>
<u>B2115-Part Town</u>					
2115	Planning Board Fees	216,456	650,000	200,000	650,000
Total Part Town		216,456	650,000	200,000	650,000
<u>B2189-Other Home & Comm Serv Inc</u>					
2189	Other Home & Community Service	0	0	42,977	0
Total Other Home & Comm Serv Inc		0	0	42,977	0
<u>B2401-Part Town</u>					
2401	Interest & Earnings	452,799	198,150	220,000	198,150
Total Part Town		452,799	198,150	220,000	198,150
<u>B2408-Part Town</u>					
2408	Interest/Miscellaneous Reserve	74,207	0	38,300	0
Total Part Town		74,207	0	38,300	0
<u>B2412-Part Town</u>					
2412	Rental Registration	314,294	375,000	250,000	375,000
Total Part Town		314,294	375,000	250,000	375,000
<u>B2545-GIS Licenses</u>					
2545	Other Licences	49,868	43,000	37,000	0
Total GIS Licenses		49,868	43,000	37,000	0
<u>B2555-Part Town</u>					
2555	Accessory Apartment Permits	153,245	650,000	650,000	650,000
Total Part Town		153,245	650,000	650,000	650,000
<u>B2559-Part Town</u>					
2559	Accessory Apartments Penalties	-125	10,000	0	10,000
Total Part Town		-125	10,000	0	10,000
<u>B2590-Part Town</u>					
2590	Other Permits - Town Eng	78,428	90,000	40,000	90,000
Total Part Town		78,428	90,000	40,000	90,000
<u>B2595-Part Town</u>					
2595	Sign Permits	266,993	300,000	260,000	300,000
Total Part Town		266,993	300,000	260,000	300,000
<u>B2709-Part Town</u>					
2709	Employee/Retiree Contributions	321,453	300,000	300,000	300,000
Total Part Town		321,453	300,000	300,000	300,000
<u>B2710-Premium on Obligations</u>					
2710	Premium on Obligations	0	0	13,714	0
Total Premium on Obligations		0	0	13,714	0



Part Town Revenue Detail

<u>Object</u>	<u>Description</u>	<u>2024</u> <u>Actual</u>	<u>2025</u> <u>Budget</u>	<u>2025</u> <u>Forecast</u>	<u>2026</u> <u>Budget</u>
<u>B2770-Part Town</u>					
2770	Unclassified Revenues	2	0	300	0
Total Part Town		2	0	300	0
<u>B3089-State Aid Other</u>					
3089	State Aid, Other	0	0	7,600	0
Total State Aid Other		0	0	7,600	0
<u>B5033-Part Town</u>					
5033	Capital Project Transfers	0	0	11,232	0
Total Part Town		0	0	11,232	0
Fund Total		11,646,764	13,100,119	11,958,092	13,039,459



Part Town Expenditures Detail

<u>Object</u>	<u>Description</u>	<u>2024</u> <u>Actual</u>	<u>2025</u> <u>Budget</u>	<u>2025</u> <u>Forecast</u>	<u>2026</u> <u>Budget</u>
<u>B1380-Fiscal Agent Fees</u>					
4600	Bond & Note Issue & Serv Exp	158	2,500	2,500	2,500
Total Fiscal Agent Fees		158	2,500	2,500	2,500
<u>B1420-Town Attorney</u>					
1150	Part Time Salaries	40,308	40,000	40,000	40,000
4551	Outside Professional - Legal	0	15,000	15,000	5,000
8020	Social Security	2,917	3,060	3,060	3,060
8021	MTA Tax	130	136	136	0
Total Town Attorney		43,354	58,196	58,196	48,060
<u>B1620-Building Department</u>					
1100	Regular Salaries	1,808,918	1,976,552	2,026,916	2,068,326
1150	Part Time Salaries	28,001	87,000	87,000	87,000
1300	Overtime Salaries	153,923	120,000	120,000	120,000
4000	Credit Card Fees	-149	15,000	19,020	15,000
4110	Office Supplies	457	1,500	1,500	1,500
4122	Computer Supp, Software	321	4,000	3,245	4,000
4400	Travel Expenses	0	250	250	250
4470	Uniforms	1,082	500	755	500
4500	Printing/Scanning	1,024	2,000	2,000	2,000
4570	Service Contracts	2,215	3,000	3,000	3,000
4720	Conferences & Dues	855	500	1,000	500
8020	Social Security	147,092	167,042	167,042	174,062
8021	MTA Tax	6,545	7,424	7,424	0
Total Building Department		2,150,284	2,384,768	2,439,152	2,476,138
<u>B1680-Information Technology</u>					
4550	Outside Professional	15,000	15,000	15,000	15,000
4570	Service Contracts	173,413	170,100	170,100	170,100
Total Information Technology		188,413	185,100	185,100	185,100
<u>B1910-Unallocated Insurance</u>					
4150	Insurance	80,269	100,000	100,000	90,000
Total Unallocated Insurance		80,269	100,000	100,000	90,000
<u>B1989-Other General Gov Support</u>					
4180	Employee Assistance Program	3,500	6,000	6,000	6,000
Total Other General Gov Support		3,500	6,000	6,000	6,000
<u>B1990-Contingency</u>					
1100	Regular Salaries	0	0	-66,484	0
Total Contingency		0	0	-66,484	0



Part Town Expenditures Detail

<u>Object</u>	<u>Description</u>	<u>2024</u> <u>Actual</u>	<u>2025</u> <u>Budget</u>	<u>2025</u> <u>Forecast</u>	<u>2026</u> <u>Budget</u>
<u>B3310-Transportation-Traffic Safety</u>					
1100	Regular Salaries	359,325	369,034	369,034	376,416
1175	Seasonal Salaries	0	3,850	3,850	3,850
1300	Overtime Salaries	2,768	2,000	2,900	2,800
2100	Furniture and Furnishings	784	0	0	0
2222	Computer Software & Programs	0	250	250	250
2600	Equipment & Machinery	0	1,000	1,000	1,000
2775	Traffic Signalization	138,890	0	0	0
4110	Office Supplies	1,460	1,000	1,000	1,000
4470	Uniforms	330	500	500	500
4480	Photography	0	200	200	200
4500	Printing/Scanning	21,740	0	0	0
4510	Equip Supplies, Repairs & Main	0	500	500	500
4530	Books	0	500	500	500
4550	Outside Professional	19,813	40,000	40,000	40,000
4560	Maintenance Of Equip-Traffic	299,385	500,000	500,000	400,000
4570	Service Contracts	1,267	0	0	0
4720	Conferences & Dues	325	500	500	500
4770	Small Tools & Equipment	1,603	1,000	1,000	1,000
8020	Social Security	26,996	28,679	28,679	29,305
8021	MTA Tax	1,200	1,275	1,275	0
Total Transportation-Traffic Safety		875,886	950,288	951,188	857,821
<u>B3620-Fire Prevention - Sfty Inspect</u>					
1100	Regular Salaries	453,975	460,681	464,021	479,512
1150	Part Time Salaries	42,653	150,000	150,000	150,000
1300	Overtime Salaries	38,995	40,000	40,000	40,000
2200	Office Equipment	0	1,000	1,000	1,000
2600	Equipment & Machinery	0	0	0	20,000
4110	Office Supplies	245	500	500	500
4115	Small Furn & Office Equip	0	500	500	500
4400	Travel Expenses	0	500	500	500
4470	Uniforms	2,883	3,000	3,000	3,000
4500	Printing/Scanning	0	750	750	750
4530	Books	0	1,000	1,000	1,000
4720	Conferences & Dues	0	250	250	250
4770	Small Tools & Equipment	0	600	600	600
8020	Social Security	39,906	49,777	49,777	51,218
8021	MTA Tax	1,774	2,212	2,212	0
Total Fire Prevention - Sfty Inspect		580,431	710,770	714,110	748,830



Part Town Expenditures Detail

<u>Object</u>	<u>Description</u>	<u>2024</u> <u>Actual</u>	<u>2025</u> <u>Budget</u>	<u>2025</u> <u>Forecast</u>	<u>2026</u> <u>Budget</u>
<u>B3621-Rental Registration</u>					
1100	Regular Salaries	89,409	86,139	86,139	87,862
1300	Overtime Salaries	65	0	0	0
8020	Social Security	6,845	6,590	6,590	6,721
8021	MTA Tax	317	293	293	0
Total Rental Registration		96,635	93,022	93,022	94,583
<u>B3622-Zoning & Building Inspections</u>					
1100	Regular Salaries	901,669	981,387	981,387	973,859
1300	Overtime Salaries	29,687	10,000	20,000	18,000
4115	Small Furn & Office Equip	0	500	750	500
4470	Uniforms	2,448	3,000	3,000	3,000
4520	Vehicle Repairs, Supplies	2,334	1,000	2,000	1,000
4770	Small Tools & Equipment	0	1,500	1,250	1,500
8020	Social Security	68,370	75,841	75,841	75,877
8021	MTA Tax	3,052	3,371	3,371	0
Total Zoning & Building Inspections		1,007,561	1,076,599	1,087,599	1,073,736
<u>B4020-Registrar Of Vital Statistics</u>					
1100	Regular Salaries	22,396	134,533	136,327	140,663
1175	Seasonal Salaries	18,840	11,250	11,250	11,250
1300	Overtime Salaries	909	1,000	1,000	1,000
4110	Office Supplies	711	2,000	2,000	2,000
4510	Equip Supplies, Repairs & Main	0	450	450	450
8020	Social Security	3,204	11,229	11,229	11,698
8021	MTA Tax	142	499	499	0
Total Registrar Of Vital Statistics		46,203	160,961	162,755	167,061
<u>B8010-Zoning Board Of Appeals</u>					
1100	Regular Salaries	113,426	112,000	112,000	111,385
4460	Outside Stenographic	10,580	30,000	30,000	30,000
4550	Outside Professional	10,850	15,000	15,000	15,000
4700	Advertising	4,469	12,000	12,000	12,000
4720	Conferences & Dues	0	500	500	500
8020	Social Security	8,677	8,568	8,568	8,521
8021	MTA Tax	386	381	381	0
Total Zoning Board Of Appeals		148,387	178,449	178,449	177,406



Part Town Expenditures Detail

<u>Object</u>	<u>Description</u>	<u>2024</u> <u>Actual</u>	<u>2025</u> <u>Budget</u>	<u>2025</u> <u>Forecast</u>	<u>2026</u> <u>Budget</u>
<u>B8020-Planning Department</u>					
1100	Regular Salaries	1,331,016	1,428,274	1,433,767	1,281,393
1150	Part Time Salaries	9,953	30,000	30,000	30,000
1300	Overtime Salaries	10,583	6,300	6,300	6,300
1400	Summer Casual Salaries	0	6,000	6,000	6,000
2200	Office Equipment	0	0	2,178	0
4043	Economic Development	0	2,500	2,500	2,500
4110	Office Supplies	1,252	1,500	1,500	1,500
4115	Small Furn & Office Equip	0	2,000	2,000	2,000
4122	Computer Supp, Software	27	4,500	2,322	4,500
4400	Travel Expenses	0	250	250	250
4470	Uniforms	90	0	220	0
4490	Drafting	0	750	30	750
4530	Books	0	500	500	500
4550	Outside Professional	17,871	20,000	25,000	20,000
4570	Service Contracts	0	17,800	12,800	17,800
4650	Building Repair, Maint & Supp	190	0	500	0
4670	Signs,Road Paint & Markings	4,958	5,000	5,000	5,000
4720	Conferences & Dues	530	2,000	2,000	2,000
8020	Social Security	99,841	112,499	112,499	101,263
8021	MTA Tax	4,452	5,000	5,000	0
Total Planning Department		1,480,764	1,644,873	1,650,366	1,481,756
<u>B8025-Planning Board</u>					
1100	Regular Salaries	112,861	112,000	112,000	112,000
4000	Credit Card Fees	-18	1,500	2,200	1,500
4460	Outside Stenographic	1,825	4,000	4,000	4,000
4700	Advertising	1,068	3,000	3,000	3,000
8020	Social Security	6,425	8,568	8,568	8,568
8021	MTA Tax	285	381	381	0
Total Planning Board		122,447	129,449	130,149	129,068
<u>B8036-Accessory Apt Code Compliance</u>					
1100	Regular Salaries	206,990	209,087	214,580	219,027
1150	Part Time Salaries	18,127	40,000	40,000	40,000
1300	Overtime Salaries	1,661	0	2,000	2,000
4000	Credit Card Fees	145	4,000	5,099	4,000
4110	Office Supplies	125	500	500	500
4460	Outside Stenographic	2,850	3,500	3,500	3,500
4700	Advertising	1,581	3,500	2,500	3,500
8020	Social Security	16,139	19,055	19,055	19,969
8021	MTA Tax	717	847	847	0
Total Accessory Apt Code Compliance		248,336	280,489	288,081	292,496



Part Town Expenditures Detail

<u>Object</u>	<u>Description</u>	<u>2024</u> <u>Actual</u>	<u>2025</u> <u>Budget</u>	<u>2025</u> <u>Forecast</u>	<u>2026</u> <u>Budget</u>
<u>B8710-Conservation Board</u>					
1150	Part Time Salaries	0	15,000	15,000	15,000
8020	Social Security	0	1,148	1,148	1,148
8021	MTA Tax	0	51	51	0
Total Conservation Board		0	16,199	16,199	16,148
<u>B9010-State Retirement</u>					
8010	State Retirement	744,680	943,910	943,910	943,910
Total State Retirement		744,680	943,910	943,910	943,910
<u>B9030-Social Security</u>					
8020	Social Security	1,177	26,500	26,500	20,000
Total Social Security		1,177	26,500	26,500	20,000
<u>B9040-Worker's Compensation</u>					
8030	Worker's Compensation	114,194	120,000	120,000	100,000
Total Worker's Compensation		114,194	120,000	120,000	100,000
<u>B9045-Life Insurance</u>					
8040	Life Insurance	6,133	12,000	12,000	12,000
Total Life Insurance		6,133	12,000	12,000	12,000
<u>B9050-Unemployment Insurance</u>					
8050	Unemployment Insurance	-1,747	10,846	10,846	10,846
Total Unemployment Insurance		-1,747	10,846	10,846	10,846
<u>B9055-Disability Insurance</u>					
8060	Disability Insurance	4,018	20,000	20,000	20,000
Total Disability Insurance		4,018	20,000	20,000	20,000
<u>B9060-Hospital / Medical Insurance</u>					
8070	Health Insurance	1,743,816	1,900,000	1,900,000	2,000,000
8071	Retiree Health Insurance	1,145,570	1,250,000	1,250,000	1,250,000
8072	Medicare Reimbursement	209,900	226,000	226,000	226,000
Total Hospital / Medical Insurance		3,099,286	3,376,000	3,376,000	3,476,000
<u>B9065-Welfare Fund-White Collar/Appt</u>					
8080	Dental	179,760	200,000	200,000	200,000
Total Welfare Fund-White Collar/Appt		179,760	200,000	200,000	200,000
<u>B9070-Misc. Salaried Benefits</u>					
8090	Welfare Fund - B/C Local 342	0	2,000	2,000	2,000
8100	Retirement Accrual Payout	9,181	90,000	90,000	90,000
8101	Accrual Payout	6,205	56,000	56,000	56,000
Total Misc. Salaried Benefits		15,386	148,000	148,000	148,000



Part Town Expenditures Detail

<u>Object</u>	<u>Description</u>	<u>2024</u> <u>Actual</u>	<u>2025</u> <u>Budget</u>	<u>2025</u> <u>Forecast</u>	<u>2026</u> <u>Budget</u>
<u>B9710-Serial Bonds</u>					
6000	Principal on Indebtedness	245,204	225,000	225,000	210,000
7000	Interest on Indebtedness	50,295	40,200	40,200	52,000
Total Serial Bonds		295,499	265,200	265,200	262,000
<u>B9950-Interfund Trans - Capital Cash</u>					
9010	Transfer	797,882	0	35,000	0
Total Interfund Trans - Capital Cash		797,882	0	35,000	0
Fund Total		12,328,897	13,100,119	13,153,838	13,039,459



Board of Trustees Revenue Detail

<u>Object</u>	<u>Description</u>	<u>2024</u> <u>Actual</u>	<u>2025</u> <u>Budget</u>	<u>2025</u> <u>Forecast</u>	<u>2026</u> <u>Budget</u>
<u>C0599-Board of Trustees</u>					
0599R	Appropriated Fund Balance	0	138,502	138,502	74,522
Total Board of Trustees		0	138,502	138,502	74,522
<u>C2401-Board of Trustees</u>					
2401	Interest & Earnings	41,716	4,000	23,000	4,000
Total Board of Trustees		41,716	4,000	23,000	4,000
<u>C2410-Board of Trustees</u>					
2410	Rental of Real Property	168,340	109,500	109,500	140,000
Total Board of Trustees		168,340	109,500	109,500	140,000
Fund Total		210,056	252,002	271,002	218,522



Board of Trustees Expenditures Detail

<u>Object</u>	<u>Description</u>	<u>2024</u> <u>Actual</u>	<u>2025</u> <u>Budget</u>	<u>2025</u> <u>Forecast</u>	<u>2026</u> <u>Budget</u>
<u>C1910-Unallocated Insurance</u>					
4150	Insurance	729	1,000	1,250	1,800
Total Unallocated Insurance		729	1,000	1,250	1,800
<u>C1950-Taxes & Assessment/Muni Prop</u>					
1100	Regular Salaries	0	94,918	94,918	96,816
1300	Overtime Salaries	0	0	0	0
4170	Taxes & Assmts On Muni Prop	8,859	15,000	15,000	15,000
4550	Outside Professional	0	7,500	7,500	7,500
4551	Outside Professional - Legal	0	10,000	10,000	10,000
8020	Social Security	0	7,261	7,261	7,406
8021	MTA Tax	0	323	323	0
Total Taxes & Assessment/Muni Prop		8,859	135,002	135,002	136,722
<u>C7181-BOT Maintenance</u>					
2103	Land Improvements	43,376	60,000	99,136	60,000
2600	Equipment & Machinery	0	20,000	20,000	20,000
4520	Vehicle Repairs, Supplies	6,295	0	0	0
Total BOT Maintenance		49,671	80,000	119,136	80,000
<u>C9045-Life Insurance</u>					
8040	Life Insurance	0	0	8	0
Total Life Insurance		0	0	8	0
<u>C9060-Hospital / Medical Insurance</u>					
8070	Health Insurance	0	36,000	36,000	0
Total Hospital / Medical Insurance		0	36,000	36,000	0
<u>C9065-Welfare Fund-White Collar/Appt</u>					
8080	Dental	0	0	215	0
Total Welfare Fund-White Collar/Appt		0	0	215	0
Fund Total		59,259	252,002	291,611	218,522



Special Revenue Fund Revenue Detail

<u>Object</u>	<u>Description</u>	<u>2024</u> <u>Actual</u>	<u>2025</u> <u>Budget</u>	<u>2025</u> <u>Forecast</u>	<u>2026</u> <u>Budget</u>
<u>CB1001-Business Improvement Districts</u>					
1001	Real Property Taxes	186,500	190,230	190,230	194,048
Total Business Improvement Districts		186,500	190,230	190,230	194,048
<u>CB1090-Business Improvement Districts</u>					
1090	Interest & Penalties	0	5	5	5
Total Business Improvement Districts		0	5	5	5
Fund Total		186,500	190,235	190,235	194,053



Special Revenue Fund Expenditures Detail

<u>Object</u>	<u>Description</u>	<u>2024</u> <u>Actual</u>	<u>2025</u> <u>Budget</u>	<u>2025</u> <u>Forecast</u>	<u>2026</u> <u>Budget</u>
<u>CB8620-Business Improvement Districts</u>					
4001	Contractual Agreement	0	5	5	0
4034	Huntington Village BID	87,500	89,250	89,250	91,052
4035	Cold Spring Harbor BID	9,000	9,180	9,180	9,365
4045	Huntington Station BID	90,000	91,800	91,800	93,636
Total Business Improvement Districts		186,500	190,235	190,235	194,053
Fund Total		186,500	190,235	190,235	194,053



Highway Fund Revenue Detail

<u>Object</u>	<u>Description</u>	<u>2024</u> <u>Actual</u>	<u>2025</u> <u>Budget</u>	<u>2025</u> <u>Forecast</u>	<u>2026</u> <u>Budget</u>
<u>DB0511-Highway Fund</u>					
0511R	Appropriated Reserves	0	0	-676	0
Total Highway Fund		0	0	-676	0
<u>DB0599-Highway Fund</u>					
0599R	Appropriated Fund Balance	0	450,000	3,599,884	450,000
Total Highway Fund		0	450,000	3,599,884	450,000
<u>DB1001-Highway Fund</u>					
1001	Real Property Taxes	35,868,849	36,886,225	36,886,225	39,315,323
Total Highway Fund		35,868,849	36,886,225	36,886,225	39,315,323
<u>DB1081-Highway Fund</u>					
1081	Other Payments Lieu of Taxes	79,421	152,769	152,769	66,051
Total Highway Fund		79,421	152,769	152,769	66,051
<u>DB1090-Highway Fund</u>					
1090	Interest & Penalties	22,734	0	0	0
Total Highway Fund		22,734	0	0	0
<u>DB1789-Other Transportation Income</u>					
1789	Other Transportation Income	2,030,451	0	446,033	0
Total Other Transportation Income		2,030,451	0	446,033	0
<u>DB2401-Highway Fund</u>					
2401	Interest & Earnings	1,669,008	1,506,568	1,506,568	1,506,568
Total Highway Fund		1,669,008	1,506,568	1,506,568	1,506,568
<u>DB2408-Highway Fund</u>					
2408	Interest/Miscellaneous Reserve	88,327	0	-45,150	0
Total Highway Fund		88,327	0	-45,150	0
<u>DB2590-Highway Fund</u>					
2590	Other Permits - Town Eng	219,575	200,000	50,000	200,000
Total Highway Fund		219,575	200,000	50,000	200,000
<u>DB2650-Highway Fund</u>					
2650	Sale of Scrap & Exc Matl	9,582	8,000	6,000	8,000
Total Highway Fund		9,582	8,000	6,000	8,000
<u>DB2680-Highway Fund</u>					
2680	Insurance Recoveries	171,894	5,000	84,551	5,000
Total Highway Fund		171,894	5,000	84,551	5,000
<u>DB2709-Highway Fund</u>					
2709	Employee/Retiree Contributions	563,325	500,000	500,000	550,000
Total Highway Fund		563,325	500,000	500,000	550,000



Highway Fund Revenue Detail

<u>Object</u>	<u>Description</u>	<u>2024</u> <u>Actual</u>	<u>2025</u> <u>Budget</u>	<u>2025</u> <u>Forecast</u>	<u>2026</u> <u>Budget</u>
<u>DB2710-Premium on Obligations</u>					
2710	Premium on Obligations	290,497	0	198,851	0
Total Premium on Obligations		290,497	0	198,851	0
<u>DB2770-Highway Fund</u>					
2770	Unclassified Revenues	49,252	100	7,500	100
Total Highway Fund		49,252	100	7,500	100
<u>DB3089-Highway</u>					
3089	State Aid, Other	181,002	0	27,000	0
Total Highway		181,002	0	27,000	0
<u>DB3501-Highway Fund</u>					
3501	State Aid, CHIPS	3,825,615	1,706,000	4,260,177	1,706,000
Total Highway Fund		3,825,615	1,706,000	4,260,177	1,706,000
<u>DB5033-Transfers - General Revenue</u>					
5033	Capital Project Transfers	0	0	3,000,792	0
Total Transfers - General Revenue		0	0	3,000,792	0
Fund Total		45,069,532	41,414,662	50,680,525	43,807,042



Highway Fund Expenditures Detail

<u>Object</u>	<u>Description</u>	<u>2024</u> <u>Actual</u>	<u>2025</u> <u>Budget</u>	<u>2025</u> <u>Forecast</u>	<u>2026</u> <u>Budget</u>
<u>DB1380-Fiscal Agent Fees</u>					
4600	Bond & Note Issue & Serv Exp	25,855	45,000	45,000	45,000
Total Fiscal Agent Fees		25,855	45,000	45,000	45,000
<u>DB1680-Information Technology</u>					
2220	Townwide Computerization	15,673	40,000	12,341	40,000
4122	Computer Supp, Software	2,278	0	2,632	0
4570	Service Contracts	71,145	88,200	113,227	88,200
Total Information Technology		89,095	128,200	128,200	128,200
<u>DB1910-Unallocated Insurance</u>					
4150	Insurance	251,091	320,000	320,000	280,000
Total Unallocated Insurance		251,091	320,000	320,000	280,000
<u>DB1989-Other General Gov Support</u>					
4180	Employee Assistance Program	5,250	9,000	9,000	9,000
Total Other General Gov Support		5,250	9,000	9,000	9,000
<u>DB1990-Contingency</u>					
1100	Regular Salaries	0	0	-197,381	0
Total Contingency		0	0	-197,381	0



Highway Fund Expenditures Detail

<u>Object</u>	<u>Description</u>	<u>2024</u> <u>Actual</u>	<u>2025</u> <u>Budget</u>	<u>2025</u> <u>Forecast</u>	<u>2026</u> <u>Budget</u>
DB5110-Highway Repairs					
1100	Regular Salaries	9,769,990	10,081,864	10,095,165	10,672,472
1150	Part Time Salaries	130,333	160,000	160,000	160,000
1200	Non-Permanent Salaries	4,065	285,000	285,000	285,000
1300	Overtime Salaries	1,872,789	550,000	1,200,000	1,300,000
2100	Furniture and Furnishings	1,778	2,000	2,000	2,000
2200	Office Equipment	519	1,000	1,000	1,000
2312	Cars	0	0	90,000	0
2600	Equipment & Machinery	72,354	50,000	71,375	50,000
4110	Office Supplies	4,598	600	4,600	600
4115	Small Furn & Office Equip	1,500	1,500	1,500	1,500
4120	Fuel for Vehicle & Equipment	587,026	775,000	775,000	775,000
4122	Computer Supp, Software	7,039	10,000	10,000	10,000
4210	Telephone	0	14,000	10,000	14,000
4230	Water	273	400	400	440
4270	Motor Vehicle Rentals	0	75,000	55,000	75,000
4352	Leaf Bags	315,077	300,000	300,000	300,000
4400	Travel Expenses	159	2,500	1,500	2,500
4420	Subcontract Cost	33,600	0	0	0
4470	Uniforms	45,953	41,000	46,000	41,000
4480	Photography	0	1,000	1,000	1,000
4510	Equip Supplies, Repairs & Main	103,662	120,000	130,000	120,000
4520	Vehicle Repairs, Supplies	65,734	200,000	185,000	200,000
4530	Books	0	1,000	0	1,000
4550	Outside Professional	6,567	25,000	25,000	25,000
4570	Service Contracts	3,316	0	3,478	0
4620	Medical & Safety Supplies	8,079	10,000	10,000	10,000
4650	Building Repair, Maint & Supp	100,119	150,000	172,309	150,000
4670	Signs,Road Paint & Markings	176,083	200,000	205,325	200,000
4680	Surfacing Materials	406,246	400,000	400,000	400,000
4690	Fertilizer, Seed & Sod	1,830	4,000	4,000	4,000
4770	Small Tools & Equipment	17,743	15,000	17,000	15,000
4775	Drainage Maintenance	554,556	600,000	600,000	600,000
4850	Tuition	1,050	7,500	7,895	7,500
8020	Social Security	864,067	923,880	923,880	930,812
8021	MTA Tax	39,111	41,061	41,061	0
Total Highway Repairs		15,195,216	15,048,305	15,834,489	16,354,824
DB5112-Capital Highway Improve Prg					
2000	C.H.I.P.S.	3,999,081	1,706,000	4,260,177	1,706,000
Total Capital Highway Improve Prg		3,999,081	1,706,000	4,260,177	1,706,000



Highway Fund Expenditures Detail

<u>Object</u>	<u>Description</u>	<u>2024</u> <u>Actual</u>	<u>2025</u> <u>Budget</u>	<u>2025</u> <u>Forecast</u>	<u>2026</u> <u>Budget</u>
<u>DB5130-Highway Machinery</u>					
1100	Regular Salaries	1,271,402	1,320,392	1,504,472	1,370,182
1200	Non-Permanent Salaries	0	20,000	20,000	20,000
1300	Overtime Salaries	418,766	103,000	225,000	225,000
2314	Trucks	0	0	100,000	0
2400	Communication Equipment	15,000	15,000	15,000	15,000
2600	Equipment & Machinery	39,061	40,000	45,489	40,000
4470	Uniforms	9,722	10,000	10,000	10,000
4510	Equip Supplies, Repairs & Main	124,503	195,000	203,922	195,000
4520	Vehicle Repairs, Supplies	1,095,692	875,000	1,015,678	875,000
4570	Service Contracts	8,957	10,000	10,000	10,000
4770	Small Tools & Equipment	12,475	7,500	8,000	7,500
8020	Social Security	124,094	110,419	110,419	123,561
8021	MTA Tax	5,560	4,908	4,908	0
Total Highway Machinery		3,125,232	2,711,219	3,272,887	2,891,243
<u>DB5140-Brush and Weeds</u>					
2600	Equipment & Machinery	19,859	30,000	30,000	30,000
2784	Trees	350,870	400,000	392,000	400,000
4420	Subcontract Cost	0	50,000	50,000	50,000
4510	Equip Supplies, Repairs & Main	11,014	20,000	28,000	20,000
4770	Small Tools & Equipment	0	20,000	20,000	20,000
4990	Refuse Disposal Charges	86,191	50,000	50,000	50,000
Total Brush and Weeds		467,935	570,000	570,000	570,000
<u>DB5142-Snow Removal</u>					
1100	Regular Salaries	278,571	500,000	500,000	500,000
1300	Overtime Salaries	606,989	425,000	830,000	830,000
4270	Motor Vehicle Rentals	561,333	750,000	750,000	750,000
4350	Snow Removal Materials	947,085	800,000	820,000	800,000
8020	Social Security	65,565	70,763	94,501	101,745
8021	MTA Tax	2,918	3,145	4,200	0
Total Snow Removal		2,462,461	2,548,908	2,998,701	2,981,745
<u>DB9010-State Retirement</u>					
8010	State Retirement	1,751,128	2,337,730	2,337,730	2,337,730
Total State Retirement		1,751,128	2,337,730	2,337,730	2,337,730
<u>DB9030-Social Security</u>					
8020	Social Security	23,030	48,000	48,000	30,000
Total Social Security		23,030	48,000	48,000	30,000



Highway Fund Expenditures Detail

<u>Object</u>	<u>Description</u>	<u>2024</u> <u>Actual</u>	<u>2025</u> <u>Budget</u>	<u>2025</u> <u>Forecast</u>	<u>2026</u> <u>Budget</u>
<u>DB9040-Worker's Compensation</u>					
8030	Worker's Compensation	1,913,226	2,250,000	2,150,000	2,140,000
Total Worker's Compensation		1,913,226	2,250,000	2,150,000	2,140,000
<u>DB9045-Life Insurance</u>					
8040	Life Insurance	197	1,000	1,000	1,000
Total Life Insurance		197	1,000	1,000	1,000
<u>DB9050-Unemployment Insurance</u>					
8050	Unemployment Insurance	-253	75,000	75,000	75,000
Total Unemployment Insurance		-253	75,000	75,000	75,000
<u>DB9055-Disability Insurance</u>					
8060	Disability Insurance	93	1,300	1,300	1,300
Total Disability Insurance		93	1,300	1,300	1,300
<u>DB9060-Hospital / Medical Insurance</u>					
8070	Health Insurance	4,201,097	4,555,000	4,555,000	4,700,000
8071	Retiree Health Insurance	2,297,998	2,500,000	2,500,000	2,600,000
8072	Medicare Reimbursement	262,710	288,000	288,000	288,000
Total Hospital / Medical Insurance		6,761,806	7,343,000	7,343,000	7,588,000
<u>DB9065-Welfare Fund-White Collar/Appt</u>					
8080	Dental	7,631	8,000	8,000	8,000
Total Welfare Fund-White Collar/Appt		7,631	8,000	8,000	8,000
<u>DB9070-Misc. Salaried Benefits</u>					
8090	Welfare Fund - B/C Local 342	184,910	200,000	200,000	200,000
8100	Retirement Accrual Payout	301,043	125,000	125,000	125,000
8101	Accrual Payout	0	39,000	39,000	39,000
Total Misc. Salaried Benefits		485,953	364,000	364,000	364,000
<u>DB9710-Serial Bonds</u>					
6000	Principal on Indebtedness	4,289,874	4,400,000	4,400,000	4,680,000
7000	Interest on Indebtedness	1,386,726	1,500,000	1,500,000	1,616,000
Total Serial Bonds		5,676,600	5,900,000	5,900,000	6,296,000
<u>DB9950-Interfund Trans - Capital Cash</u>					
9010	Transfer	2,663,751	0	6,346,033	0
Total Interfund Trans - Capital Cash		2,663,751	0	6,346,033	0
Fund Total		44,904,381	41,414,662	51,815,136	43,807,042



Fire Protection Revenue Detail

<u>Object</u>	<u>Description</u>	<u>2024</u> <u>Actual</u>	<u>2025</u> <u>Budget</u>	<u>2025</u> <u>Forecast</u>	<u>2026</u> <u>Budget</u>
<u>SF11001-Fire Protection</u>					
1001	Real Property Taxes	1,795,633	1,820,477	1,820,477	1,875,459
Total Fire Protection		1,795,633	1,820,477	1,820,477	1,875,459
<u>SF11090-Fire Protection</u>					
1090	Interest & Penalties	1,140	0	0	0
Total Fire Protection		1,140	0	0	0
<u>SF12401-Fire Protection</u>					
2401	Interest & Earnings	42,382	3,000	34,000	3,000
Total Fire Protection		42,382	3,000	34,000	3,000
<u>SF13089-State Aid Fire Tax</u>					
3089	State Aid, Other	23,989	25,000	34,200	25,000
Total State Aid Fire Tax		23,989	25,000	34,200	25,000
Fund Total		1,863,143	1,848,477	1,888,677	1,903,459



Fire Protection Expenditures Detail

Object	Description	<u>2024</u> <u>Actual</u>	<u>2025</u> <u>Budget</u>	<u>2025</u> <u>Forecast</u>	<u>2026</u> <u>Budget</u>
<u>SF13410-Fire Protection District #1</u>					
4290	Other Equipment Rental	32,388	34,000	34,000	34,000
4420	Subcontract Cost	1,652,826	1,685,883	1,685,883	1,719,601
4950	Other	23,989	25,000	34,152	25,000
Total Fire Protection District #1		1,709,204	1,744,883	1,754,035	1,778,601
<u>SF19901-Interfund Transfers</u>					
9010	Transfer	111,807	103,594	103,594	124,858
Total Interfund Transfers		111,807	103,594	103,594	124,858
Fund Total		1,821,011	1,848,477	1,857,629	1,903,459



Street Lighting Revenue Detail

<u>Object</u>	<u>Description</u>	<u>2024</u> <u>Actual</u>	<u>2025</u> <u>Budget</u>	<u>2025</u> <u>Forecast</u>	<u>2026</u> <u>Budget</u>
<u>SL0599-Street Lighting</u>					
0599R	Appropriated Fund Balance	0	250,000	450,000	250,000
Total Street Lighting		0	250,000	450,000	250,000
<u>SL1001-Street Lighting</u>					
1001	Real Property Taxes	3,653,241	3,703,306	3,703,306	3,750,057
Total Street Lighting		3,653,241	3,703,306	3,703,306	3,750,057
<u>SL1081-Street Lighting</u>					
1081	Other Payments Lieu of Taxes	7,937	15,272	15,272	6,496
Total Street Lighting		7,937	15,272	15,272	6,496
<u>SL1090-Street Lighting</u>					
1090	Interest & Penalties	2,316	0	0	0
Total Street Lighting		2,316	0	0	0
<u>SL2401-Street Lighting</u>					
2401	Interest & Earnings	305,495	109,668	200,000	200,000
Total Street Lighting		305,495	109,668	200,000	200,000
<u>SL2408-Streetlighting</u>					
2408	Interest/Miscellaneous Reserve	1,319	0	675	0
Total Streetlighting		1,319	0	675	0
<u>SL2680-Street Lighting</u>					
2680	Insurance Recoveries	0	0	4,100	0
Total Street Lighting		0	0	4,100	0
<u>SL2709-Streetlighting</u>					
2709	Employee/Retiree Contributions	31,393	28,000	28,000	28,000
Total Streetlighting		31,393	28,000	28,000	28,000
Fund Total		4,001,701	4,106,246	4,401,353	4,234,553



Street Lighting Expenditures Detail

<u>Object</u>	<u>Description</u>	<u>2024</u> <u>Actual</u>	<u>2025</u> <u>Budget</u>	<u>2025</u> <u>Forecast</u>	<u>2026</u> <u>Budget</u>
<u>SL1380-Fiscal Agent Fees</u>					
4600	Bond & Note Issue & Serv Exp	0	500	500	500
Total Fiscal Agent Fees		0	500	500	500
<u>SL1680-Information Technology</u>					
4570	Service Contracts	5,132	4,200	4,326	4,200
Total Information Technology		5,132	4,200	4,326	4,200
<u>SL1910-Unallocated Insurance</u>					
4150	Insurance	25,609	32,000	32,000	30,000
Total Unallocated Insurance		25,609	32,000	32,000	30,000
<u>SL5182-Townwide Street Lighting Distr</u>					
1100	Regular Salaries	736,781	810,863	810,863	773,300
1300	Overtime Salaries	34,836	19,000	19,000	19,000
2222	Computer Software & Programs	0	2,500	1,050	2,500
2313	Leased Motor Vehicles	4,078	4,000	5,200	4,000
2600	Equipment & Machinery	0	0	1,100	0
2785	Streetlights	492,504	500,000	502,365	500,000
4110	Office Supplies	0	250	250	250
4115	Small Furn & Office Equip	0	750	750	750
4120	Fuel for Vehicle & Equipment	23,894	31,000	31,000	31,000
4210	Telephone	29,517	35,000	35,000	35,000
4220	Electric	969,013	1,330,000	1,330,000	1,356,600
4470	Uniforms	1,622	1,750	2,000	1,750
4520	Vehicle Repairs, Supplies	21,813	16,000	16,000	16,000
4550	Outside Professional	0	10,000	10,000	10,000
4640	Lighting & Electric Supplies	69,044	75,000	75,428	75,000
4770	Small Tools & Equipment	0	1,000	1,000	1,000
8020	Social Security	57,226	63,485	63,485	60,611
8021	MTA Tax	2,544	2,822	2,822	0
Total Townwide Street Lighting Distr		2,442,871	2,903,420	2,907,313	2,886,761
<u>SL9010-State Retirement</u>					
8010	State Retirement	96,138	150,000	150,000	150,000
Total State Retirement		96,138	150,000	150,000	150,000
<u>SL9030-Social Security</u>					
8020	Social Security	0	7,250	7,250	7,250
Total Social Security		0	7,250	7,250	7,250
<u>SL9040-Worker's Compensation</u>					
8030	Worker's Compensation	66,718	80,000	80,000	80,000
Total Worker's Compensation		66,718	80,000	80,000	80,000



Street Lighting Expenditures Detail

<u>Object</u>	<u>Description</u>	<u>2024</u> <u>Actual</u>	<u>2025</u> <u>Budget</u>	<u>2025</u> <u>Forecast</u>	<u>2026</u> <u>Budget</u>
<u>SL9045-Life Insurance</u>					
8040	Life Insurance	66	591	591	591
Total Life Insurance		66	591	591	591
<u>SL9050-Unemployment Insurance</u>					
8050	Unemployment Insurance	0	5,000	5,000	5,000
Total Unemployment Insurance		0	5,000	5,000	5,000
<u>SL9055-Disability Insurance</u>					
8060	Disability Insurance	47	1,000	1,000	1,000
Total Disability Insurance		47	1,000	1,000	1,000
<u>SL9060-Hospital / Medical Insurance</u>					
8070	Health Insurance	190,607	225,000	225,000	245,000
8071	Retiree Health Insurance	171,790	190,000	190,000	200,000
8072	Medicare Reimbursement	27,180	29,000	29,000	29,000
Total Hospital / Medical Insurance		389,577	444,000	444,000	474,000
<u>SL9065-Welfare Fund-White Collar/Appt</u>					
8080	Dental	5,088	5,500	5,500	5,500
Total Welfare Fund-White Collar/Appt		5,088	5,500	5,500	5,500
<u>SL9070-Misc. Salaried Benefits</u>					
8090	Welfare Fund - B/C Local 342	7,920	11,000	11,000	11,000
8100	Retirement Accrual Payout	0	55,000	55,000	55,000
8101	Accrual Payout	0	7,000	7,000	7,000
Total Misc. Salaried Benefits		7,920	73,000	73,000	73,000
<u>SL9901-Interfund Transfers</u>					
9010	Transfer	372,317	399,785	399,785	516,751
Total Interfund Transfers		372,317	399,785	399,785	516,751
<u>SL9950-Interfund Trans - Capital Cash</u>					
9010	Transfer	185,000	0	200,000	0
Total Interfund Trans - Capital Cash		185,000	0	200,000	0
Fund Total		3,596,483	4,106,246	4,310,265	4,234,553



Commack Ambulance Revenue Detail

<u>Object</u>	<u>Description</u>	<u>2024</u> <u>Actual</u>	<u>2025</u> <u>Budget</u>	<u>2025</u> <u>Forecast</u>	<u>2026</u> <u>Budget</u>
<u>SM11001-Commack Ambulance</u>					
1001	Real Property Taxes	415,763	411,554	411,554	442,432
Total Commack Ambulance		415,763	411,554	411,554	442,432
<u>SM11081-Commack Ambulance</u>					
1081	Other Payments Lieu of Taxes	3,275	2,744	2,744	3,014
Total Commack Ambulance		3,275	2,744	2,744	3,014
<u>SM11090-Commack Ambulance</u>					
1090	Interest & Penalties	266	0	0	0
Total Commack Ambulance		266	0	0	0
<u>SM12389-Misc Revenue, Other Government</u>					
2389	Misc Revenue, Other Government	25,501	65,000	65,000	65,000
Total Misc Revenue, Other Government		25,501	65,000	65,000	65,000
<u>SM12401-Commack Ambulance</u>					
2401	Interest & Earnings	312,803	1,343	25,000	1,343
Total Commack Ambulance		312,803	1,343	25,000	1,343
<u>SM12680-Commack Ambulance</u>					
2680	Insurance Recoveries	931,560	687,843	687,843	687,843
Total Commack Ambulance		931,560	687,843	687,843	687,843
Fund Total		1,689,168	1,168,484	1,192,141	1,199,632



Commack Ambulance Expenditures Detail

Object	Description	<u>2024</u> <u>Actual</u>	<u>2025</u> <u>Budget</u>	<u>2025</u> <u>Forecast</u>	<u>2026</u> <u>Budget</u>
<u>SM14541-Commack Ambulance District</u>					
4001	Contractual Agreement	1,005,153	1,005,153	1,005,153	1,025,000
4550	Outside Professional	3,050	7,500	7,500	7,500
Total Commack Ambulance District		1,008,203	1,012,653	1,012,653	1,032,500
<u>SM19010-State Retirement</u>					
8011	Vol. Ambulance Service Award	47,669	90,000	90,000	90,000
Total State Retirement		47,669	90,000	90,000	90,000
<u>SM19901-Interfund Transfers</u>					
9010	Transfer	70,040	65,831	65,831	77,132
Total Interfund Transfers		70,040	65,831	65,831	77,132
Fund Total		1,125,912	1,168,484	1,168,484	1,199,632



Huntington Comm. Ambulance Revenue Detail

Object	Description	<u>2024</u> <u>Actual</u>	<u>2025</u> <u>Budget</u>	<u>2025</u> <u>Forecast</u>	<u>2026</u> <u>Budget</u>
<u>SM20599-Huntington Comm. Ambulance</u>					
0599R	Appropriated Fund Balance	0	0	0	0
<u>SM21001-Huntington Comm. Ambulance</u>					
1001	Real Property Taxes	361,819	369,051	369,051	433,164
Total Huntington Comm. Ambulance		361,819	369,051	369,051	433,164
<u>SM21081-Huntington Comm. Ambulance</u>					
1081	Other Payments Lieu of Taxes	192	0	200	303
Total Huntington Comm. Ambulance		192	0	200	303
<u>SM21090-Huntington Comm. Ambulance</u>					
1090	Interest & Penalties	229	20	20	20
Total Huntington Comm. Ambulance		229	20	20	20
<u>SM22401-Huntington Comm. Ambulance</u>					
2401	Interest & Earnings	2,430,800	20,600	35,000	20,600
Total Huntington Comm. Ambulance		2,430,800	20,600	35,000	20,600
<u>SM22680-Huntington Comm. Ambulance</u>					
2680	Insurance Recoveries	2,462,678	2,160,000	2,160,000	2,160,000
Total Huntington Comm. Ambulance		2,462,678	2,160,000	2,160,000	2,160,000
<u>SM25033-Huntington Comm. Ambulance</u>					
5033	Capital Project Transfers	0	0	31,851	0
Total Huntington Comm. Ambulance		0	0	31,851	0
Fund Total		5,255,718	2,549,671	2,596,122	2,614,087



Huntington Comm. Ambulance Expenditures Detail

Object	Description	<u>2024</u> <u>Actual</u>	<u>2025</u> <u>Budget</u>	<u>2025</u> <u>Forecast</u>	<u>2026</u> <u>Budget</u>
<u>SM24542-Hunt Community Ambulance</u>					
4001	Contractual Agreement	1,879,410	1,898,433	1,898,433	1,935,000
4550	Outside Professional	3,050	7,500	7,500	7,500
Total Hunt Community Ambulance		1,882,460	1,905,933	1,905,933	1,942,500
<u>SM29010-State Retirement</u>					
8011	Vol. Ambulance Service Award	466,409	500,000	500,000	500,000
Total State Retirement		466,409	500,000	500,000	500,000
<u>SM29901-Interfund Transfers</u>					
9010	Transfer	155,529	143,738	143,738	171,587
Total Interfund Transfers		155,529	143,738	143,738	171,587
Fund Total		2,504,398	2,549,671	2,549,671	2,614,087



Consolidated Refuse Fund Revenue Detail

<u>Object</u>	<u>Description</u>	<u>2024</u> <u>Actual</u>	<u>2025</u> <u>Budget</u>	<u>2025</u> <u>Forecast</u>	<u>2026</u> <u>Budget</u>
<u>SR0511-Consolidated Refuse Fund</u>					
0511R	Appropriated Reserves	0	0	0	0
<u>SR0599-Consolidated Refuse Fund</u>					
0599R	Appropriated Fund Balance	0	200,000	339,180	200,000
Total Consolidated Refuse Fund		0	200,000	339,180	200,000
<u>SR1001-Consolidated Refuse Fund</u>					
1001	Real Property Taxes	28,086,597	28,206,325	28,206,325	28,066,211
Total Consolidated Refuse Fund		28,086,597	28,206,325	28,206,325	28,066,211
<u>SR1090-Consolidated Refuse Fund</u>					
1090	Interest & Penalties	17,798	1,641	1,641	1,641
Total Consolidated Refuse Fund		17,798	1,641	1,641	1,641
<u>SR2130-Consolidated Refuse Fund</u>					
2130	Refuse & Garbage Charges	6,270	6,000	6,000	6,000
Total Consolidated Refuse Fund		6,270	6,000	6,000	6,000
<u>SR2376-Refuse & Garb Serv, Other Gov</u>					
2376	Refuse & Garb Serv, Other Gov	8,620	14,250	14,250	14,250
Total Refuse & Garb Serv, Other Gov		8,620	14,250	14,250	14,250
<u>SR2401-Consolidated Refuse Fund</u>					
2401	Interest & Earnings	1,114,895	300,000	816,400	600,000
Total Consolidated Refuse Fund		1,114,895	300,000	816,400	600,000
<u>SR2408-Consolidated Refuse</u>					
2408	Interest/Miscellaneous Reserve	4,003	0	3,400	0
Total Consolidated Refuse		4,003	0	3,400	0
<u>SR2651-Sales of Recycled Materials</u>					
2651	Sales Of Recycled Materials	324,998	350,000	350,000	350,000
Total Sales of Recycled Materials		324,998	350,000	350,000	350,000
<u>SR2665-Consolidated Refuse Fund</u>					
2665	Sale Of Equipment	45,840	0	0	0
Total Consolidated Refuse Fund		45,840	0	0	0
<u>SR2680-Consolidated Refuse Fund</u>					
2680	Insurance Recoveries	101,966	0	15,100	0
Total Consolidated Refuse Fund		101,966	0	15,100	0
<u>SR2709-Consolidated Refuse</u>					
2709	Employee/Retiree Contributions	164,313	150,000	150,000	150,000
Total Consolidated Refuse		164,313	150,000	150,000	150,000



Consolidated Refuse Fund Revenue Detail

<u>Object</u>	<u>Description</u>	<u>2024</u> <u>Actual</u>	<u>2025</u> <u>Budget</u>	<u>2025</u> <u>Forecast</u>	<u>2026</u> <u>Budget</u>
<u>SR3089-State Aid - Other</u>					
3089	State Aid, Other	129,810	60,018	60,018	60,018
Total State Aid - Other		129,810	60,018	60,018	60,018
<u>SR5033-Capital Project Reimbursement</u>					
5033	Capital Project Transfers	0	0	95,583	0
Total Capital Project Reimbursement		0	0	95,583	0
Fund Total		30,005,110	29,288,234	30,057,897	29,448,120



Consolidated Refuse Fund Expenditures Detail

<u>Object</u>	<u>Description</u>	<u>2024</u> <u>Actual</u>	<u>2025</u> <u>Budget</u>	<u>2025</u> <u>Forecast</u>	<u>2026</u> <u>Budget</u>
<u>SR1380-Fiscal Agent Fees</u>					
4600	Bond & Note Issue & Serv Exp	124	3,000	3,000	3,000
Total Fiscal Agent Fees		124	3,000	3,000	3,000
<u>SR1680-Information Technology</u>					
4570	Service Contracts	15,941	25,500	25,500	25,500
Total Information Technology		15,941	25,500	25,500	25,500
<u>SR1910-Unallocated Insurance</u>					
4150	Insurance	185,899	230,000	230,000	200,000
Total Unallocated Insurance		185,899	230,000	230,000	200,000
<u>SR1989-Other General Gov Support</u>					
4180	Employee Assistance Program	3,500	6,000	6,000	6,000
Total Other General Gov Support		3,500	6,000	6,000	6,000
<u>SR1990-Contingency</u>					
1100	Regular Salaries	0	0	26,532	0
Total Contingency		0	0	26,532	0



Consolidated Refuse Fund Expenditures Detail

<u>Object</u>	<u>Description</u>	<u>2024</u> <u>Actual</u>	<u>2025</u> <u>Budget</u>	<u>2025</u> <u>Forecast</u>	<u>2026</u> <u>Budget</u>
<u>SR8158-Consolidated Refuse District</u>					
1100	Regular Salaries	3,839,330	3,933,763	3,907,231	4,000,691
1150	Part Time Salaries	102,498	105,000	105,000	105,000
1200	Non-Permanent Salaries	115,744	160,000	160,000	160,000
1300	Overtime Salaries	408,142	300,000	300,000	300,000
2313	Leased Motor Vehicles	9,588	16,500	16,500	16,500
2600	Equipment & Machinery	28,042	0	0	0
4110	Office Supplies	317	500	500	500
4120	Fuel for Vehicle & Equipment	174,580	300,000	300,000	300,000
4130	Postage	16,000	18,500	18,500	18,500
4210	Telephone	0	2,000	2,000	2,000
4220	Electric	78	2,200	2,200	2,244
4230	Water	0	200	200	220
4420	Subcontract Cost	6,768,909	6,800,000	6,800,000	6,800,000
4470	Uniforms	15,240	15,000	20,000	15,000
4500	Printing/Scanning	39,919	31,000	31,000	31,000
4510	Equip Supplies, Repairs & Main	5,179	5,500	5,500	5,500
4520	Vehicle Repairs, Supplies	256,868	315,000	315,000	315,000
4550	Outside Professional	27,432	11,500	33,201	11,500
4620	Medical & Safety Supplies	3,374	3,400	3,400	3,400
4650	Building Repair, Maint & Supp	5,282	4,000	4,000	4,000
4770	Small Tools & Equipment	2,000	3,400	8,400	3,400
4990	Refuse Disposal Charges	9,116,966	9,852,500	9,827,500	9,852,500
8020	Social Security	328,918	344,155	344,155	349,275
8021	MTA Tax	14,797	15,296	15,296	0
Total Consolidated Refuse District		21,279,202	22,239,414	22,219,583	22,296,230
<u>SR9010-State Retirement</u>					
8010	State Retirement	588,595	650,000	650,000	650,000
Total State Retirement		588,595	650,000	650,000	650,000
<u>SR9030-Social Security</u>					
8020	Social Security	5,394	23,000	23,000	15,000
Total Social Security		5,394	23,000	23,000	15,000
<u>SR9040-Worker's Compensation</u>					
8030	Worker's Compensation	764,386	750,000	750,000	1,000,000
Total Worker's Compensation		764,386	750,000	750,000	1,000,000
<u>SR9045-Life Insurance</u>					
8040	Life Insurance	99	500	500	500
Total Life Insurance		99	500	500	500



Consolidated Refuse Fund Expenditures Detail

<u>Object</u>	<u>Description</u>	<u>2024</u> <u>Actual</u>	<u>2025</u> <u>Budget</u>	<u>2025</u> <u>Forecast</u>	<u>2026</u> <u>Budget</u>
<u>SR9050-Unemployment Insurance</u>					
8050	Unemployment Insurance	8,335	16,257	16,257	16,257
Total Unemployment Insurance		8,335	16,257	16,257	16,257
<u>SR9055-Disability Insurance</u>					
8060	Disability Insurance	0	500	500	500
Total Disability Insurance		0	500	500	500
<u>SR9060-Hospital / Medical Insurance</u>					
8070	Health Insurance	1,433,826	1,600,000	1,600,000	1,600,000
8071	Retiree Health Insurance	672,171	735,000	735,000	800,000
8072	Medicare Reimbursement	59,895	57,000	57,000	57,000
Total Hospital / Medical Insurance		2,165,893	2,392,000	2,392,000	2,457,000
<u>SR9065-Welfare Fund-White Collar/Appt</u>					
8080	Dental	2,544	3,000	3,000	3,000
Total Welfare Fund-White Collar/Appt		2,544	3,000	3,000	3,000
<u>SR9070-Misc. Salaried Benefits</u>					
8090	Welfare Fund - B/C Local 342	60,060	68,000	68,000	68,000
8100	Retirement Accrual Payout	70,510	55,000	55,000	55,000
8101	Accrual Payout	0	22,000	22,000	22,000
Total Misc. Salaried Benefits		130,570	145,000	145,000	145,000
<u>SR9710-Serial Bonds</u>					
6000	Principal on Indebtedness	208,135	217,400	217,400	172,000
7000	Interest on Indebtedness	59,438	50,200	50,200	41,000
Total Serial Bonds		267,573	267,600	267,600	213,000
<u>SR9901-Interfund Transfers</u>					
9010	Transfer	2,238,599	2,536,463	2,536,463	2,417,133
Total Interfund Transfers		2,238,599	2,536,463	2,536,463	2,417,133
<u>SR9950-Interfund Trans - Capital Cash</u>					
9010	Transfer	275,000	0	150,000	0
Total Interfund Trans - Capital Cash		275,000	0	150,000	0
Fund Total		27,931,654	29,288,234	29,444,935	29,448,120



Huntington Sewer Revenue Detail

<u>Object</u>	<u>Description</u>	<u>2024</u> <u>Actual</u>	<u>2025</u> <u>Budget</u>	<u>2025</u> <u>Forecast</u>	<u>2026</u> <u>Budget</u>
<u>SS10511-Huntington Sewer</u>					
0511R	Appropriated Reserves	0	35,000	35,000	35,000
Total Huntington Sewer		0	35,000	35,000	35,000
<u>SS10599-Huntington Sewer</u>					
0599R	Appropriated Fund Balance	0	0	621,748	0
Total Huntington Sewer		0	0	621,748	0
<u>SS11001-Huntington Sewer</u>					
1001	Real Property Taxes	4,891,953	4,975,792	4,975,792	5,200,488
Total Huntington Sewer		4,891,953	4,975,792	4,975,792	5,200,488
<u>SS11090-Huntington Sewer</u>					
1090	Interest & Penalties	3,101	500	500	500
Total Huntington Sewer		3,101	500	500	500
<u>SS11120-Huntington Sewer</u>					
1120	Non-Prop Tax Distrib County	144,701	144,701	144,701	144,701
Total Huntington Sewer		144,701	144,701	144,701	144,701
<u>SS11240-Huntington Sewer-Ret Checks</u>					
1240	Comptroller's Fee - Ret Checks	20	0	0	0
Total Huntington Sewer-Ret Checks		20	0	0	0
<u>SS12122-Huntington Sewer</u>					
2122	Sewer Charges	304,219	300,000	300,000	497,000
Total Huntington Sewer		304,219	300,000	300,000	497,000
<u>SS12401-Huntington Sewer</u>					
2401	Interest & Earnings	219,462	95,013	133,406	150,000
Total Huntington Sewer		219,462	95,013	133,406	150,000
<u>SS12408-Huntington Sewer</u>					
2408	Interest/Miscellaneous Reserve	3,718	0	2,000	0
Total Huntington Sewer		3,718	0	2,000	0
<u>SS12665-Huntington Sewer</u>					
2665	Sale Of Equipment	16,070	0	0	0
Total Huntington Sewer		16,070	0	0	0
<u>SS12709-Huntington Sewer</u>					
2709	Employee/Retiree Contributions	55,982	50,000	50,000	50,000
Total Huntington Sewer		55,982	50,000	50,000	50,000
<u>SS12710-Premium on Obligations</u>					
2710	Premium on Obligations	17,088	0	30,171	0
Total Premium on Obligations		17,088	0	30,171	0



Huntington Sewer Revenue Detail

<u>Object</u>	<u>Description</u>	<u>2024</u> <u>Actual</u>	<u>2025</u> <u>Budget</u>	<u>2025</u> <u>Forecast</u>	<u>2026</u> <u>Budget</u>
<u>SS15033-Transfers - General Revenue</u>					
5033	Capital Project Transfers	17,532	0	3,252	0
Total Transfers - General Revenue		17,532	0	3,252	0
Fund Total		5,673,845	5,601,006	6,296,569	6,077,689



Huntington Sewer Expenditures Detail

<u>Object</u>	<u>Description</u>	<u>2024</u> <u>Actual</u>	<u>2025</u> <u>Budget</u>	<u>2025</u> <u>Forecast</u>	<u>2026</u> <u>Budget</u>
<u>SS11380-Fiscal Agent Fees</u>					
4600	Bond & Note Issue & Serv Exp	3,175	4,000	4,000	4,000
Total Fiscal Agent Fees		3,175	4,000	4,000	4,000
<u>SS11680-Information Technology</u>					
4570	Service Contracts	5,179	5,000	5,018	5,000
Total Information Technology		5,179	5,000	5,018	5,000
<u>SS11910-Unallocated Insurance</u>					
4150	Insurance	35,001	43,000	43,000	43,000
Total Unallocated Insurance		35,001	43,000	43,000	43,000
<u>SS11989-Other General Gov Support</u>					
4180	Employee Assistance Program	750	1,500	1,500	1,500
Total Other General Gov Support		750	1,500	1,500	1,500
<u>SS18131-Huntington Sewer District</u>					
1100	Regular Salaries	1,351,391	1,470,491	1,470,491	1,495,024
1200	Non-Permanent Salaries	13,864	0	1,200	0
1300	Overtime Salaries	259,354	160,000	160,000	160,000
2600	Equipment & Machinery	8,458	45,000	9,864	45,000
4110	Office Supplies	166	1,000	1,000	1,000
4120	Fuel for Vehicle & Equipment	8,423	19,000	19,000	19,000
4130	Postage	1,465	2,500	2,500	2,500
4210	Telephone	0	3,876	3,876	3,876
4220	Electric	355,778	350,000	350,000	357,000
4230	Water	2,097	7,200	7,200	7,920
4290	Other Equipment Rental	5,000	0	0	0
4470	Uniforms	5,043	5,000	5,900	6,000
4510	Equip Supplies, Repairs & Main	59,836	200,000	234,912	260,000
4520	Vehicle Repairs, Supplies	24,282	27,500	32,500	55,000
4550	Outside Professional	110,518	135,000	135,320	150,000
4570	Service Contracts	14,741	60,000	60,000	60,000
4610	Supplies	73,041	50,000	61,825	75,000
4620	Medical & Safety Supplies	600	1,500	0	1,500
4650	Building Repair, Maint & Supp	5,571	2,500	2,500	2,500
4660	Heating Oil	1,582	18,100	13,100	18,100
4665	Natural Gas	40,502	60,000	60,000	66,000
4990	Refuse Disposal Charges	334,579	375,000	375,000	375,000
8020	Social Security	120,268	124,733	124,733	126,609
8021	MTA Tax	5,655	5,544	5,544	0
Total Huntington Sewer District		2,802,215	3,123,944	3,136,465	3,287,029



Huntington Sewer Expenditures Detail

<u>Object</u>	<u>Description</u>	<u>2024</u> <u>Actual</u>	<u>2025</u> <u>Budget</u>	<u>2025</u> <u>Forecast</u>	<u>2026</u> <u>Budget</u>
<u>SS19010-State Retirement</u>					
8010	State Retirement	222,860	305,000	305,000	305,000
Total State Retirement		222,860	305,000	305,000	305,000
<u>SS19030-Social Security</u>					
8020	Social Security	3,691	10,436	10,436	5,000
Total Social Security		3,691	10,436	10,436	5,000
<u>SS19040-Worker's Compensation</u>					
8030	Worker's Compensation	244,751	50,000	50,000	70,000
Total Worker's Compensation		244,751	50,000	50,000	70,000
<u>SS19045-Life Insurance</u>					
8040	Life Insurance	0	500	500	500
Total Life Insurance		0	500	500	500
<u>SS19050-Unemployment Insurance</u>					
8050	Unemployment Insurance	0	7,000	7,000	7,000
Total Unemployment Insurance		0	7,000	7,000	7,000
<u>SS19055-Disability Insurance</u>					
8060	Disability Insurance	0	500	500	500
Total Disability Insurance		0	500	500	500
<u>SS19060-Hospital / Medical Insurance</u>					
8070	Health Insurance	496,413	570,000	570,000	570,000
8071	Retiree Health Insurance	318,297	360,000	360,000	400,000
8072	Medicare Reimbursement	42,790	52,000	52,000	52,000
Total Hospital / Medical Insurance		857,499	982,000	982,000	1,022,000
<u>SS19070-Misc. Salaried Benefits</u>					
8090	Welfare Fund - B/C Local 342	19,360	26,000	26,000	26,000
8100	Retirement Accrual Payout	48,255	45,000	45,000	45,000
8101	Accrual Payout	0	12,000	12,000	12,000
Total Misc. Salaried Benefits		67,615	83,000	83,000	83,000
<u>SS19710-Serial Bonds</u>					
6000	Principal on Indebtedness	250,791	277,000	277,000	337,000
7000	Interest on Indebtedness	68,954	79,000	79,000	115,000
Total Serial Bonds		319,745	356,000	356,000	452,000
<u>SS19901-Interfund Transfers</u>					
9010	Transfer	637,331	629,126	629,126	792,160
Total Interfund Transfers		637,331	629,126	629,126	792,160



Huntington Sewer Expenditures Detail

<u>Object</u>	<u>Description</u>	<u>2024</u> <u>Actual</u>	<u>2025</u> <u>Budget</u>	<u>2025</u> <u>Forecast</u>	<u>2026</u> <u>Budget</u>
<u>SS19950-Interfund Trans - Capital Cash</u>					
9010	Transfer	340,500	0	625,000	0
Total Interfund Trans - Capital Cash		340,500	0	625,000	0
Fund Total		5,540,312	5,601,006	6,238,545	6,077,689



Centerport Sewer Revenue Detail

<u>Object</u>	<u>Description</u>	<u>2024</u> <u>Actual</u>	<u>2025</u> <u>Budget</u>	<u>2025</u> <u>Forecast</u>	<u>2026</u> <u>Budget</u>
<u>SS21001-Centerport Sewer</u>					
1001	Real Property Taxes	170,634	170,899	170,899	168,167
Total Centerport Sewer		170,634	170,899	170,899	168,167
<u>SS21090-Centerport Sewer</u>					
1090	Interest & Penalties	111	0	0	0
Total Centerport Sewer		111	0	0	0
<u>SS22401-Centerport Sewer</u>					
2401	Interest & Earnings	23,266	1,000	14,500	1,000
Total Centerport Sewer		23,266	1,000	14,500	1,000
Fund Total		194,011	171,899	185,399	169,167



Centerport Sewer Expenditures Detail

<u>Object</u>	<u>Description</u>	<u>2024</u> <u>Actual</u>	<u>2025</u> <u>Budget</u>	<u>2025</u> <u>Forecast</u>	<u>2026</u> <u>Budget</u>
<u>SS21910-Unallocated Insurance</u>					
4150	Insurance	1,104	1,500	1,500	1,300
Total Unallocated Insurance		1,104	1,500	1,500	1,300
<u>SS28132-Centerport Sewer</u>					
1200	Non-Permanent Salaries	0	0	0	0
1300	Overtime Salaries	0	7,000	7,000	7,000
2600	Equipment & Machinery	0	0	11,527	0
4220	Electric	7,406	9,600	9,600	9,792
4230	Water	212	400	400	440
4420	Subcontract Cost	38,518	115,000	115,000	115,000
4510	Equip Supplies, Repairs & Main	3,256	8,000	5,000	8,000
4550	Outside Professional	5,389	8,200	11,450	8,200
4650	Building Repair, Maint & Supp	7,930	12,600	7,350	12,600
8020	Social Security	0	536	536	536
8021	MTA Tax	0	24	24	0
Total Centerport Sewer		62,711	161,360	167,887	161,568
<u>SS29901-Interfund Transfers</u>					
9010	Transfer	9,105	9,039	9,039	6,299
Total Interfund Transfers		9,105	9,039	9,039	6,299
Fund Total		72,920	171,899	178,426	169,167



Waste Water Disposal Revenue Detail

<u>Object</u>	<u>Description</u>	<u>2024</u> <u>Actual</u>	<u>2025</u> <u>Budget</u>	<u>2025</u> <u>Forecast</u>	<u>2026</u> <u>Budget</u>
<u>SS32130-Waste Water Disposal</u>					
2130	Refuse & Garbage Charges	1,260,847	1,500,000	1,300,000	1,500,000
Total Waste Water Disposal		1,260,847	1,500,000	1,300,000	1,500,000
<u>SS32401-Waste Water Disposal</u>					
2401	Interest & Earnings	39,439	23,378	23,378	50,764
Total Waste Water Disposal		39,439	23,378	23,378	50,764
<u>SS32408-Waste Water Disposal</u>					
2408	Interest/Miscellaneous Reserve	144	0	75	0
Total Waste Water Disposal		144	0	75	0
<u>SS32709-Waste Water District</u>					
2709	Employee/Retiree Contributions	12,121	12,000	12,000	12,000
Total Waste Water District		12,121	12,000	12,000	12,000
Fund Total		1,312,552	1,535,378	1,335,453	1,562,764



Waste Water Disposal Expenditures Detail

<u>Object</u>	<u>Description</u>	<u>2024</u> <u>Actual</u>	<u>2025</u> <u>Budget</u>	<u>2025</u> <u>Forecast</u>	<u>2026</u> <u>Budget</u>
<u>SS31380-Fiscal Agent Fees</u>					
4600	Bond & Note Issue & Serv Exp	8	500	500	500
Total Fiscal Agent Fees		8	500	500	500
<u>SS31910-Unallocated Insurance</u>					
4150	Insurance	9,512	13,000	13,000	13,000
Total Unallocated Insurance		9,512	13,000	13,000	13,000
<u>SS38133-Waste Water Disposal</u>					
1100	Regular Salaries	270,005	273,150	273,150	184,592
1300	Overtime Salaries	25,496	30,000	30,000	30,000
2600	Equipment & Machinery	0	45,000	7,000	45,000
4000	Credit Card Fees	20,398	25,000	25,636	25,000
4120	Fuel for Vehicle & Equipment	0	500	500	500
4220	Electric	118,593	200,000	200,000	204,000
4230	Water	213	300	300	330
4290	Other Equipment Rental	2,500	0	0	0
4470	Uniforms	559	500	500	700
4510	Equip Supplies, Repairs & Main	69,446	90,000	124,308	150,000
4520	Vehicle Repairs, Supplies	5,027	3,500	3,500	18,500
4550	Outside Professional	0	8,000	23,000	8,000
4570	Service Contracts	12,947	13,000	16,000	13,000
4610	Supplies	89,629	97,200	99,641	122,200
4650	Building Repair, Maint & Supp	3,703	31,000	26,000	31,000
4660	Heating Oil	0	8,200	8,200	8,200
4665	Natural Gas	13,501	27,100	27,100	29,810
4770	Small Tools & Equipment	500	1,250	1,250	1,250
4990	Refuse Disposal Charges	191,390	175,000	170,000	175,000
8020	Social Security	21,587	23,191	23,191	16,416
8021	MTA Tax	959	1,031	1,031	0
Total Waste Water Disposal		846,451	1,052,922	1,060,307	1,063,498
<u>SS39010-State Retirement</u>					
8010	State Retirement	35,621	55,000	55,000	55,000
Total State Retirement		35,621	55,000	55,000	55,000
<u>SS39030-Social Security</u>					
8020	Social Security	0	2,437	2,437	2,000
Total Social Security		0	2,437	2,437	2,000
<u>SS39040-Worker's Compensation</u>					
8030	Worker's Compensation	494	1,000	1,000	700
Total Worker's Compensation		494	1,000	1,000	700



Waste Water Disposal Expenditures Detail

<u>Object</u>	<u>Description</u>	<u>2024</u> <u>Actual</u>	<u>2025</u> <u>Budget</u>	<u>2025</u> <u>Forecast</u>	<u>2026</u> <u>Budget</u>
<u>SS39045-Life Insurance</u>					
8040	Life Insurance	0	500	500	500
Total Life Insurance		0	500	500	500
<u>SS39050-Unemployment Insurance</u>					
8050	Unemployment Insurance	0	1,000	1,000	1,000
Total Unemployment Insurance		0	1,000	1,000	1,000
<u>SS39055-Disability Insurance</u>					
8060	Disability Insurance	0	250	250	250
Total Disability Insurance		0	250	250	250
<u>SS39060-Hospital / Medical Insurance</u>					
8070	Health Insurance	121,275	132,000	132,000	140,000
8071	Retiree Health Insurance	24,564	30,000	30,000	25,000
8072	Medicare Reimbursement	3,843	6,000	6,000	6,000
Total Hospital / Medical Insurance		149,682	168,000	168,000	171,000
<u>SS39070-Misc. Salaried Benefits</u>					
8090	Welfare Fund - B/C Local 342	3,960	5,000	5,000	5,000
8100	Retirement Accrual Payout	0	2,000	2,000	2,000
8101	Accrual Payout	0	2,000	2,000	2,000
Total Misc. Salaried Benefits		3,960	9,000	9,000	9,000
<u>SS39710-Serial Bonds</u>					
6000	Principal on Indebtedness	65,369	67,000	67,000	69,000
7000	Interest on Indebtedness	12,094	10,800	10,800	9,500
Total Serial Bonds		77,463	77,800	77,800	78,500
<u>SS39901-Interfund Transfers</u>					
9010	Transfer	152,889	153,969	153,969	167,816
Total Interfund Transfers		152,889	153,969	153,969	167,816
Fund Total		1,276,080	1,535,378	1,542,763	1,562,764



Dix Hills Water District Revenue Detail

<u>Object</u>	<u>Description</u>	<u>2024</u> <u>Actual</u>	<u>2025</u> <u>Budget</u>	<u>2025</u> <u>Forecast</u>	<u>2026</u> <u>Budget</u>
<u>SW10511-Dix Hills Water District</u>					
0511R	Appropriated Reserves	0	55,000	-2,945,000	55,000
Total Dix Hills Water District		0	55,000	-2,945,000	55,000
<u>SW10599-Dix Hills Water District</u>					
0599R	Appropriated Fund Balance	0	0	198,282	0
Total Dix Hills Water District		0	0	198,282	0
<u>SW11001-Dix Hills Water District</u>					
1001	Real Property Taxes	3,855,947	3,933,066	4,185,000	4,444,479
Total Dix Hills Water District		3,855,947	3,933,066	4,185,000	4,444,479
<u>SW11030-Dix Hills Water District</u>					
1030	Unpaid Water Bills	212,032	150,000	150,000	250,000
Total Dix Hills Water District		212,032	150,000	150,000	250,000
<u>SW11090-Dix Hills Water District</u>					
1090	Interest & Penalties	2,575	0	0	0
Total Dix Hills Water District		2,575	0	0	0
<u>SW11240-Dix Hills Water District</u>					
1240	Comptroller's Fee - Ret Checks	800	250	400	250
Total Dix Hills Water District		800	250	400	250
<u>SW12140-Dix Hills Water District</u>					
2140	Metered Water Sales	2,404,365	2,652,800	2,500,800	3,352,800
Total Dix Hills Water District		2,404,365	2,652,800	2,500,800	3,352,800
<u>SW12144-Water Service Charges</u>					
2144	Water Service Charges	760,260	1,000,000	900,000	1,000,000
Total Water Service Charges		760,260	1,000,000	900,000	1,000,000
<u>SW12401-Dix Hills Water District</u>					
2401	Interest & Earnings	455,356	100,000	357,500	300,000
Total Dix Hills Water District		455,356	100,000	357,500	300,000
<u>SW12408-Dix Hills Water</u>					
2408	Interest/Miscellaneous Reserve	7,863	0	4,100	0
Total Dix Hills Water		7,863	0	4,100	0
<u>SW12414-Dix Hills Water District</u>					
2414	Tower Rental	465,159	375,000	375,000	425,000
Total Dix Hills Water District		465,159	375,000	375,000	425,000
<u>SW12590-Dix Hills Water District</u>					
2590	Other Permits - Town Eng	0	0	300	0
Total Dix Hills Water District		0	0	300	0



Dix Hills Water District Revenue Detail

<u>Object</u>	<u>Description</u>	<u>2024</u> <u>Actual</u>	<u>2025</u> <u>Budget</u>	<u>2025</u> <u>Forecast</u>	<u>2026</u> <u>Budget</u>
<u>SW12680-Dix Hills Water District</u>					
2680	Insurance Recoveries	10,377	0	5,100	0
Total Dix Hills Water District		10,377	0	5,100	0
<u>SW12690-Dix Hills Water District</u>					
2690	Other Compensation For Loss	0	0	1,402,500	0
Total Dix Hills Water District		0	0	1,402,500	0
<u>SW12709-Dix Hills Water</u>					
2709	Employee/Retiree Contributions	57,216	55,506	55,506	55,506
Total Dix Hills Water		57,216	55,506	55,506	55,506
<u>SW12710-Premium on Obligations</u>					
2710	Premium on Obligations	271,343	0	273,651	0
Total Premium on Obligations		271,343	0	273,651	0
<u>SW12770-Dix Hills Water District</u>					
2770	Unclassified Revenues	840	0	4,880	0
Total Dix Hills Water District		840	0	4,880	0
<u>SW15033-Transfers - General Revenue</u>					
5033	Capital Project Transfers	0	0	3,600,000	0
Total Transfers - General Revenue		0	0	3,600,000	0
Fund Total		8,504,132	8,321,622	11,068,019	9,883,035



Dix Hills Water District Expenditures Detail

<u>Object</u>	<u>Description</u>	<u>2024</u> <u>Actual</u>	<u>2025</u> <u>Budget</u>	<u>2025</u> <u>Forecast</u>	<u>2026</u> <u>Budget</u>
<u>SW11380-Fiscal Agent Fees</u>					
4600	Bond & Note Issue & Serv Exp	31,928	5,000	5,000	5,000
Total Fiscal Agent Fees		31,928	5,000	5,000	5,000
<u>SW11680-Information Technology</u>					
2220	Townwide Computerization	14,475	3,600	0	3,600
4122	Computer Supp, Software	2,021	20,000	5,764	20,000
4570	Service Contracts	11,103	4,000	21,836	4,000
Total Information Technology		27,600	27,600	27,600	27,600
<u>SW11910-Unallocated Insurance</u>					
4150	Insurance	41,012	55,000	55,000	58,000
Total Unallocated Insurance		41,012	55,000	55,000	58,000
<u>SW11989-Other General Gov Support</u>					
4180	Employee Assistance Program	500	1,000	1,000	1,000
Total Other General Gov Support		500	1,000	1,000	1,000
<u>SW11990-Contingency</u>					
1100	Regular Salaries	0	0	-15,600	0
Total Contingency		0	0	-15,600	0



Dix Hills Water District Expenditures Detail

<u>Object</u>	<u>Description</u>	<u>2024</u> <u>Actual</u>	<u>2025</u> <u>Budget</u>	<u>2025</u> <u>Forecast</u>	<u>2026</u> <u>Budget</u>
<u>SW18321-Dix Hills Water District</u>					
1100	Regular Salaries	1,181,731	1,241,577	1,257,177	1,248,013
1300	Overtime Salaries	228,844	175,000	250,000	220,000
2210	Computer, Software & Printers	0	500	500	500
2313	Leased Motor Vehicles	1,302	15,000	1,346	1,500
2600	Equipment & Machinery	19,811	0	19,010	0
2778	Water Mains	480,174	197,338	290,438	197,338
2779	Fire Hydrants	0	0	105,182	150,000
4110	Office Supplies	1,183	2,500	2,500	2,500
4115	Small Furn & Office Equip	0	500	500	500
4120	Fuel for Vehicle & Equipment	27,838	45,000	45,000	45,000
4122	Computer Supp, Software	4,059	10,000	10,000	10,000
4130	Postage	29,226	35,000	35,000	35,000
4210	Telephone	30,850	29,000	35,154	45,000
4220	Electric	1,205,519	1,400,000	1,400,000	1,428,000
4400	Travel Expenses	0	300	300	300
4470	Uniforms	3,668	3,600	3,600	3,600
4510	Equip Supplies, Repairs & Main	230,070	175,000	167,178	175,000
4520	Vehicle Repairs, Supplies	2,071	12,000	12,000	12,000
4550	Outside Professional	240,794	250,000	401,455	250,000
4570	Service Contracts	12,655	15,000	15,000	65,000
4600	Bond & Note Issue & Serv Exp	19,079	0	0	0
4650	Building Repair, Maint & Supp	10,990	15,000	15,000	15,000
4665	Natural Gas	7,430	12,000	12,000	13,200
4691	Chemical Supplies	176,794	200,000	400,000	400,000
4720	Conferences & Dues	2,613	5,000	5,000	5,000
4990	Refuse Disposal Charges	2,989	3,300	3,300	3,300
8020	Social Security	103,330	108,368	108,368	112,303
8021	MTA Tax	5,066	4,816	4,816	0
Total Dix Hills Water District		4,028,087	3,958,299	4,599,823	4,438,054
<u>SW18330-Water Quality Surcharge</u>					
4510	Equip Supplies, Repairs & Main	81,057	250,000	250,000	250,000
4550	Outside Professional	0	0	0	100,000
4691	Chemical Supplies	224,184	250,000	250,000	250,000
Total Water Quality Surcharge		305,241	500,000	500,000	600,000
<u>SW19010-State Retirement</u>					
8010	State Retirement	176,907	200,000	200,000	200,000
Total State Retirement		176,907	200,000	200,000	200,000
<u>SW19030-Social Security</u>					
8020	Social Security	10,028	13,000	13,000	13,000
Total Social Security		10,028	13,000	13,000	13,000



Dix Hills Water District Expenditures Detail

<u>Object</u>	<u>Description</u>	<u>2024 Actual</u>	<u>2025 Budget</u>	<u>2025 Forecast</u>	<u>2026 Budget</u>
<u>SW19040-Worker's Compensation</u>					
8030	Worker's Compensation	48,782	75,000	75,000	60,000
Total Worker's Compensation		48,782	75,000	75,000	60,000
<u>SW19045-Life Insurance</u>					
8040	Life Insurance	197	350	350	350
Total Life Insurance		197	350	350	350
<u>SW19050-Unemployment Insurance</u>					
8050	Unemployment Insurance	0	5,000	5,000	5,000
Total Unemployment Insurance		0	5,000	5,000	5,000
<u>SW19055-Disability Insurance</u>					
8060	Disability Insurance	93	500	500	500
Total Disability Insurance		93	500	500	500
<u>SW19060-Hospital / Medical Insurance</u>					
8070	Health Insurance	412,595	480,000	480,000	485,000
8071	Retiree Health Insurance	223,999	240,000	240,000	250,000
8072	Medicare Reimbursement	34,941	44,000	44,000	44,000
Total Hospital / Medical Insurance		671,535	764,000	764,000	779,000
<u>SW19065-Welfare Fund-White Collar/Appt</u>					
8080	Dental	5,088	5,800	5,800	5,800
Total Welfare Fund-White Collar/Appt		5,088	5,800	5,800	5,800
<u>SW19070-Misc. Salaried Benefits</u>					
8090	Welfare Fund - B/C Local 342	15,400	17,000	17,000	17,000
8100	Retirement Accrual Payout	131,079	65,000	65,000	65,000
8101	Accrual Payout	0	11,000	11,000	11,000
Total Misc. Salaried Benefits		146,479	93,000	93,000	93,000
<u>SW19710-Serial Bonds</u>					
6000	Principal on Indebtedness	744,533	1,040,000	1,040,000	1,475,000
7000	Interest on Indebtedness	364,383	572,000	572,000	885,000
Total Serial Bonds		1,108,916	1,612,000	1,612,000	2,360,000
<u>SW19730-Bond Anticipation Notes</u>					
6000	Principal on Indebtedness	0	150,000	0	50,000
7000	Interest on Indebtedness	0	120,000	120,000	120,000
Total Bond Anticipation Notes		0	270,000	120,000	170,000
<u>SW19901-Interfund Transfers</u>					
9010	Transfer	738,349	736,073	736,073	1,066,731
Total Interfund Transfers		738,349	736,073	736,073	1,066,731



Dix Hills Water District Expenditures Detail

<u>Object</u>	<u>Description</u>	<u>2024</u> <u>Actual</u>	<u>2025</u> <u>Budget</u>	<u>2025</u> <u>Forecast</u>	<u>2026</u> <u>Budget</u>
<u>SW19950-Interfund Trans - Capital Cash</u>					
9010	Transfer	0	0	750,000	0
Total Interfund Trans - Capital Cash		0	0	750,000	0
Fund Total		7,340,741	8,321,622	9,547,546	9,883,035

Capital Budget



Town of Huntington

2026

Capital Budget Program Narrative

The Capital Projects Fund is used to account for financial resources allocated for the acquisition, construction or renovation of major capital facilities, road rehabilitation, infrastructure improvements or the purchase of capital assets. Capital expenditures occur periodically and are spent over multiple years. This fund also includes routine capital expenditures such as townwide fencing, furniture, computer equipment and replacement of the vehicle fleet.

Capital Assets, as they are commonly referred to, are inventoried physical assets, constructed, purchased or donated to the Town valued at \$5,000 or more with a useful life of at least five years. All Capital Assets must be tagged to facilitate tracking. The Comptroller maintains accountability over all tangible asset records and such records are verified once a year by a physical inventory conducted by the department responsible for its care and maintenance.

All capital projects are undertaken only after analysis of need, review of alternative options, and funding identification. The Town may fund the cost to acquire and maintain Capital Assets in one of several ways: the issuance of a bond, allocation from the Town's Environmental Open Space Fund for qualifying assets, operating revenue, capital reserves or fund balances. The method of funding is determined at the time the funds are required.

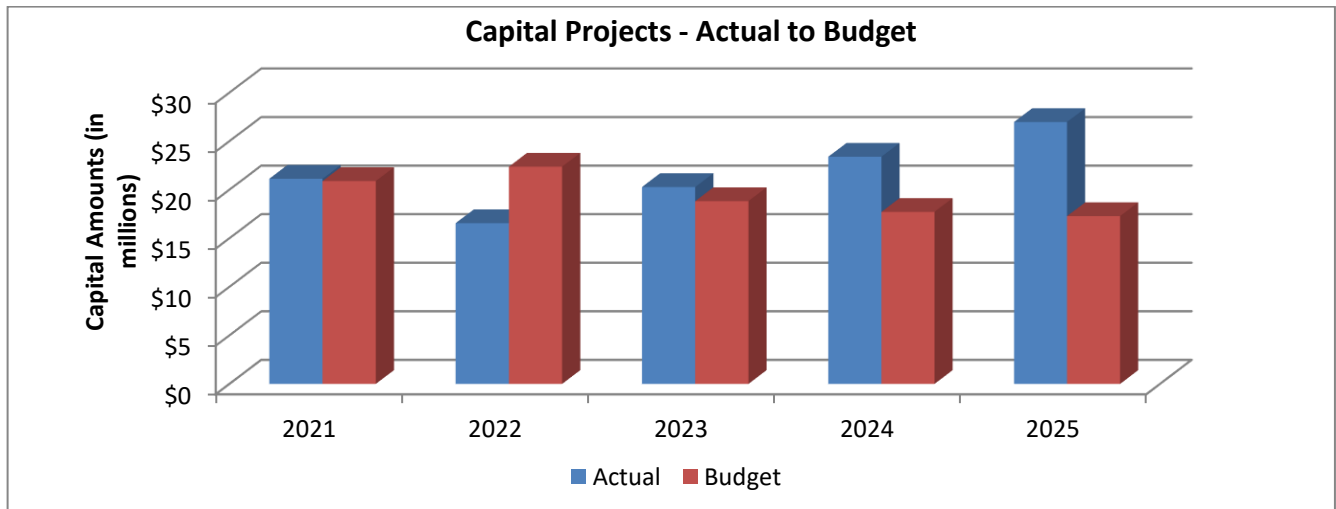
Historical Capital Investment

Capital expenditures tend to vary from year to year much more than operating expenses. The graph on the following page reflects the Town's capital investments as compared to the revised budgets in the past five years. Many capital projects that have approved budgets were phased in and or deferred until needed.

The 2026 Town's Capital Budget is \$15.418 million; of this amount \$1,140,000 will be funded from Reserves and \$14.278 million will be funded through various sources.

In the 2026 Capital Budget:

- \$5.59 million or 36.26% is for Highway infrastructure
- \$7.738 million or 50.19% for various General Fund Improvements
- \$2.09 million or 13.55% for other needed infrastructure and equipment purchases.

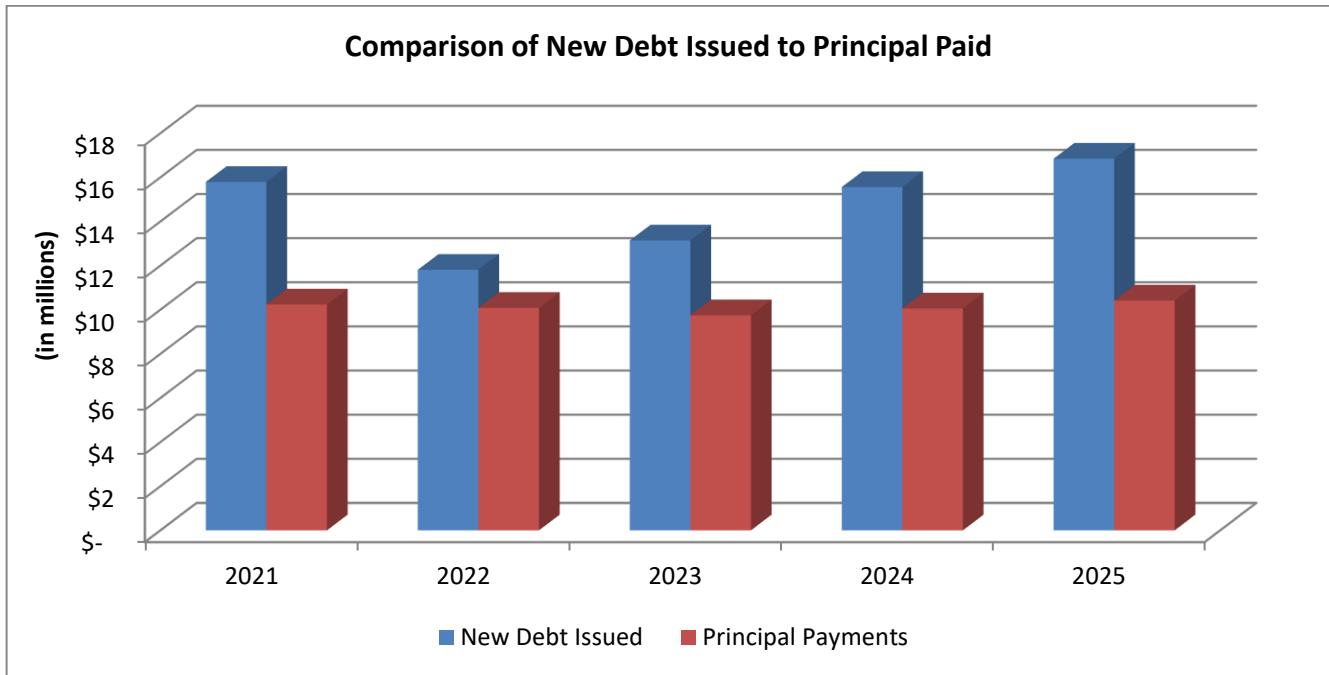


Town of Huntington

2026

Capital Budget Program Narrative

Funding for any one capital project may include several different sources of funds. The Town's goal is to bond an amount that does not increase debt service in the operating budget. This has been achieved in most years by issuing debt for approximately the same amount or less of principal paid in any given year. The following chart provides the historical analysis for a five-year period.



The following Capital Projects are included in the 2026 Capital Budget. As such, there is no effect on the 2026 Operating Budgets for capital projects that are designated to be bonded other than specifically stated. The 2026 debt service budget for principal and interest is \$14,459,002. The actual 2025 debt service budget for principal and interest was \$13,827,165. Therefore, the 2026 debt service budget will increase by \$631,837 in comparing to the actual 2025 debt service budget.

**Town of Huntington
2026 Capital Budget Program**

	Source of Funding				
	<u>AMOUNT</u>	<u>FUND BALANCE</u>	<u>GRANT</u>	<u>RESERVES</u>	<u>BOND</u>
General Fund - Engineering					
<u>Flanagan Center Parking Lot</u> - Phase 3 of Flanagan Center parking lot resurfacing project.	400,000	400,000	-	-	-

General Fund - Environmental Waste Mgmt.

<u>Recycling Center Paving</u> - Recycling center in need Paving and curbing which will provide safety by reducing the current hazards.	180,000	-	-	-	180,000
<u>Recycling Center Guard Rails</u> - Installation of new guard rails on ramp system which holds 20 and 30 yard roll off containers for recyclable materials.	15,000	15,000			
<u>Recycling Center Perimeter Fencing</u> - the Recycling Center needs to have protective fencing around the facility grounds in order to secure the facility.	41,000	41,000			

General Fund - General Services

<u>Vehicle and Equipment Replacement</u> - Vehicles and Equipment that have exceeded their useful lives and are beyond repair need to be replaced on an annual basis.	500,000	500,000	-	-	
<u>Townwide Fencing</u> - Ongoing capital project to replace fencing as needed throughout the Town.	100,000	-	-	-	100,000
<u>Townwide Infrastructure</u> - Routine capital project for Townwide funding that is used on an as needed basis for improvements to various Townwide buildings and facilities.	100,000	-	-	-	100,000
<u>Town Parking Lot Renovation</u> - Phase I reconstruction of New/Green St. parking lot renovation.	1,000,000	-	-	-	1,000,000
<u>Tank Sump Upgrades</u> - Ongoing project to upgrade underground tanks and replacements.	100,000	-	-	-	100,000
<u>Resurfacing Courts & Paving</u> - resurfacing of various park courts.	500,000	-	-	-	500,000

General Fund - Information Technology

<u>Technology Infrastructure</u> - Upgrade and improve our current technology infrastructure with the purchase of servers, network switchers and storage to improve the Town's network and security.	100,000	-	-	-	100,000
<u>Media Center</u> - Upgrade and modernize Audio Visual Equipment in Town Board Room.	340,000	-	-	340,000	-
<u>Govern Upgrade</u> - Upgrade and improve the Town's foundational Land Management System.	707,000	-	-	-	707,000
<u>Security Cameras</u> - Enhanced Security camera coverage and access control systems.	350,000	-	-	-	350,000

General Fund - Maritime

<u>Goldstar Battalion Beach Rehabilitation</u> - Handrails and decking rehabilitation	70,000	70,000	-	-	-
<u>Equipment</u> - Purchase Hydraulic crane for M-4 lifting buoys and navigation markers	25,000	25,000	-	-	-
<u>Equipment</u> - Purchase small SUV used for beach patrol.	30,000	-	30,000	-	-
<u>Equipment</u> - Purchase Yamaha diesel engine for launch	30,000	10,000	20,000	-	-
<u>Halesite Butler Building</u> - building to be built at Halesite equipped with water, electricity, and heat for vessel rehab.	100,000	100,000	-	-	-
<u>Northport Harbor Wetlands Restoration Project</u> - Funding to continue environmental permitting for restoration project.	50,000	50,000			

General Fund - Town Historian

<u>Restoration of grave markers</u>	50,000	50,000	-	-	-
--	--------	--------	---	---	---

Town of Huntington
2026 Capital Budget Program

<u>AMOUNT</u>	<u>FUND BALANCE</u>	<u>Source of Funding</u>			
		<u>GRANT</u>	<u>RESERVES</u>	<u>BOND</u>	

General Fund - Parks & Recreation

<u>Chapin Rainbow Stage Improvements</u> - Needed various improvements in regard to structural, lighting, Sound system, and Video.	800,000			800,000	
---	---------	--	--	---------	--

General Fund - Public Safety

<u>Vehicles-</u> Purchase of Code Enforcement Vehicles that are with past their useful life and for those off lease in 2026 .	200,000	200,000	-	-	
<u>Animal Shelter Rehabilitation</u> - Costs associated with major renovations in order for the Animal Shelter facility to comply with NYS laws in regards to shelter structure and noise abatement.	2,000,000	-	-	-	2,000,000
Total General Fund	\$ 7,788,000	\$ 1,461,000	\$ 50,000	\$ 1,140,000	\$ 5,137,000

Part Town - Transportation & Traffic Safety

<u>Traffic Signal Modernization</u> - Routine annual allocation of funding to upgrade traffic signals and implement traffic calming measures where needed. Certain intersections require replacement signals and calming measures.	600,000	-	-	-	600,000
Total Part Town	\$ 600,000	\$ -	\$ -	\$ -	\$ 600,000

Highway Fund

<u>Roadway Rehabilitation</u> - Annual resurfacing of streets and roads throughout the Town in accordance with the Department of Highway's replacement plan. Each year, the Town's roadways require repaving and drainage improvements as a result of weather conditions and wear and tear. This project will save maintenance costs in the operating budget.	4,090,000	-	-	-	4,090,000
<u>Drainage and Pavement</u> - Annual funding to make drainage improvements throughout the Town. Where possible, drainage systems are being installed to minimize the need for individual overflow pools. This allocation will be utilized to install drainage systems and improvements prior to paving the roads affected throughout the Town.	1,000,000	-	-	-	1,000,000
<u>Highway Equipment</u> - Routine annual funding for the Highway Department to fund the replacement of heavy equipment vehicles in accordance with the vehicle replacement plan. The fleet of heavy equipment is aging and requires more maintenance costs as it ages. This project will save some maintenance expenses in the annual operating budget.	300,000	-	-	-	300,000
<u>Tree Removal Planting</u> - Necessary project to remove and replace trees on Town right of ways due to storms, disease and safety issues.	\$ 200,000				\$ 200,000
Total Highway Fund	\$ 5,590,000	\$ -	\$ -	\$ -	\$ 5,590,000

Consolidated Refuse District Fund

<u>Refuse Parking Lot</u> - Bo xer Ct. paving of parking lot and reparations.	275,000				275,000
<u>Truck Replacement</u> - Purchase of Ford F250 trucks used by personnel. Existing trucks are past their usefull life expectancy.	100,000		-	-	100,000
Total Consolidated Refuse Fund	\$ 375,000	\$ -	\$ -	\$ -	\$ 375,000

**Town of Huntington
2026 Capital Budget Program**

<u>AMOUNT</u>	<u>Source of Funding</u>			
	<u>FUND BALANCE</u>	<u>GRANT</u>	<u>RESERVES</u>	<u>BOND</u>

Huntington Sewer District Fund

<u>Sewer Lines Rehabilitation</u> - The collection system was constructed beginning in 1916. The program is in phase two which identifies problematic areas within the 33 miles of the collection system, allowing for the proper repair and maintenance of the system. Spot repairs are made of leaking joints, cracked joints and partially collapsed pipes in the sewers as determined by clean and TV work by Huntington Sewer Treatment Plant Road Crew. This is a recurring annual capital request for collection system rehabilitation.	300,000	-	-	-	300,000
<u>Huntington Sewer Treatment Plant</u> - Secondary Digester reparations and cleaning in order to keep it functioning properly and efficiently, with continuous flow of waste.	575,000	-	-	-	575,000
<u>Manhole Rehabilitation</u> - Ongoing program for the repair and replacement of manholes in the District. Deteriorating manholes are a safety hazard as well as a source of storm water infiltration into the sewer system.	50,000	50,000			-
<u>Sludge Tank Air Compressor</u> - Needed to thin out sludge from the plant so that it can be pumped to the primary digester for	30,000	30,000			
Total Huntington Sewer District Fund	\$ 955,000	\$ 80,000	\$ -	\$ -	\$ 875,000

Dix Hills Water District

<u>Vehicle replacement</u> - replacement of old vehicles are the past their useful life.	160,000	160,000	-	-	-
Total Dix Hills Water District	\$ 160,000	\$ 160,000	\$ -	\$ -	\$ -
Total Capital Projects	\$ 15,468,000	\$ 1,701,000	\$ 50,000	\$ 1,140,000	\$ 12,577,000

**Town of Huntington
2026 Capital Budget Request**

Project Name	Total cost	Previously Funded	2026		2027	
			Town	Grant	Town	Grant
<u>Dix Hills Water District</u>						
Three (3) new trucks	160,000	-	160,000	-	-	-
Paint Tank	1,900,000	-	-	-	1,900,000	-
Wolf Hill Tank Rehab	1,960,000	-	-	-	980,000	-
Total	\$ 4,020,000	\$ -	\$ 160,000	\$ -	\$ 2,880,000	\$ -
<u>Engineering</u>						
Woodbine Marina	2,500,000	-	-	-	2,000,000	-
Flanagan Center Parking Lot	400,000	-	400,000	-	-	-
Repairs	1,000,000	-	-	-	500,000	-
Total	\$ 3,900,000	\$ -	\$ 400,000	\$ -	\$ 2,500,000	\$ -
<u>Environmental Waste Management</u>						
Packer Trucks- purchase 1 rear loading trucks	350,000	-	-	-	-	-
Paving Recycling Center	180,000	-	180,000	-	-	-
Ramp system upgrades	15,000	-	15,000	-	-	-
Perimeter Fencing	41,000	-	41,000	-	-	-
Refuse Parking lot paving & repair damage	275,000	-	275,000	-	-	-
replace F-250 trucks used by personnel	300,000	-	100,000	-	-	-
HSTP Microturbine	2,500,000	-	-	-	2,000,000	500,000
Secondary Digester rehab	575,000	-	575,000	-	-	-
Sludge Tank Air Compressor - Tow behind air compressor	30,000	-	30,000	-	-	-
Sewer Line Rehab	1,500,000	-	300,000	-	300,000	-
Manhole Rehabilitation	250,000	-	50,000	-	50,000	-
Total	\$ 6,016,000	\$ -	\$ 1,566,000	\$ -	\$ 2,350,000	\$ 500,000
<u>General Services</u>						
Town Wide Infrastructure	500,000	-	100,000	-	100,000	-
Vehicle and Equipment Replacement	2,000,000	-	500,000	-	500,000	-
Town Wide Fencing	100,000	-	100,000	-	-	-
Underground Tank Upgrades and Replacements	100,000	-	100,000	-	-	-
Parking Lot Renovation (Phase 1)	1,000,000	-	1,000,000	-	-	-
Resurface Courts and Paving	2,500,000	-	500,000	-	500,000	-
Total	\$ 6,200,000	\$ -	\$ 2,300,000	\$ -	\$ 1,100,000	\$ -
<u>Highway</u>						
Paving	20,450,000	-	4,090,000	-	4,090,000	-
Drainage	5,000,000	-	1,000,000	-	1,000,000	-
Highway Equipment	1,500,000	-	300,000	-	300,000	-
Tree Removal Planting	1,000,000	-	200,000	-	200,000	-
Total	\$ 27,950,000	\$ -	\$ 5,590,000	\$ -	\$ 5,590,000	\$ -
<u>Town Historian</u>						
Restoration of grave markers	50,000	-	50,000	-	-	-
Total	\$ 50,000	\$ -	\$ 50,000	\$ -	\$ -	\$ -
<u>Information Technology</u>						
Tech infrastructure, network, security	500,000	-	100,000	-	100,000	-
Media Center	340,000	-	340,000	-	-	-
Govern Upgrade or Replacement	934,000	-	707,000	-	227,000	-
Security Cameras	1,050,000	-	350,000	-	350,000	-
Total	\$ 2,824,000	\$ -	\$ 1,497,000	\$ -	\$ 677,000	\$ -
<u>Maritime</u>						
Goldstar Battalion Beach Handrails and decking	70,000	-	70,000	-	-	-
Butler Building @ Halesite equipped w water, electric, heat	100,000	-	100,000	-	-	-
Small SUV for Beach Patrol	30,000	-	-	30,000	-	-
Purchase Hydraulic crane for M-4 lifting buoys & nav markers	25,000	-	25,000	-	-	-
New Yamaha diesel engine for launch	30,000	-	10,000	20,000	-	-
Northpor Harbor Wetlands Restoration Project	50,000	-	50,000	-	-	-
Total	\$ 305,000	\$ -	\$ 255,000	\$ 50,000	\$ -	\$ -
<u>Parks & Recreation</u>						
Chapin Rainbow Stage Improvements:	-	-	800,000	-	-	-
Structural	350,000	-	-	-	-	-
Lighting	200,000	-	-	-	-	-
Sound System	200,000	-	-	-	-	-
Video System	50,000	-	-	-	-	-
Total	\$ 800,000	\$ -	\$ 800,000	\$ -	\$ -	\$ -
<u>Public Safety</u>						
Code Enforcement Vehicles	640,000	-	200,000	-	200,000	-
Animal Shelter repairs	4,100,000	-	2,000,000	-	2,000,000	-
Total	\$ 4,740,000	\$ -	\$ 2,200,000	\$ -	\$ 2,200,000	\$ -
<u>Transportation & Safety</u>						
Traffic Signalization-Calming	3,000,000	-	600,000	-	600,000	-
Total	\$ 3,000,000	\$ -	\$ 600,000	\$ -	\$ 600,000	\$ -
Total Capital Projects	\$ 59,805,000	\$ -	\$ 15,418,000	\$ 50,000	\$ 17,897,000	\$ 500,000

Town of Huntington
2026 Capital Budget Request

Project Name	2028		2029		2030	
	Town	Grant	Town	Grant	Town	Grant
<u>Dix Hills Water District</u>						
Three (3) new trucks	-	-	-	-	-	-
Paint Tank	-	-	-	-	-	-
Wolf Hill Tank Rehab	980,000	-	-	-	-	-
Total	\$ 980,000	\$ -	\$ -	\$ -	\$ -	\$ -
<u>Engineering</u>						
Woodbine Marina	500,000	-	-	-	-	-
Flanagan Center Parking Lot	-	-	-	-	-	-
Repairs	-	-	-	-	500,000	-
Total	\$ 500,000	\$ -	\$ -	\$ -	\$ 500,000	\$ -
<u>Environmental Waste Management</u>						
Packer Trucks- purchase 1 rear loading trucks	350,000	-	-	-	-	-
Paving Recycling Center	-	-	-	-	-	-
Ramp system upgrades	-	-	-	-	-	-
Perimeter Fencing	-	-	-	-	-	-
Refuse Parking lot paving & repair damage	-	-	-	-	-	-
replace F-250 trucks used by personnel	100,000	-	-	-	100,000	-
HSTP Microturbine	-	-	-	-	-	-
Secondary Digester rehab	-	-	-	-	-	-
Sludge Tank Air Compressor - Tow behind air compressor	-	-	-	-	-	-
Sewer Line Rehab	300,000	-	300,000	-	300,000	-
Manhole Rehabilitation	50,000	-	50,000	-	50,000	-
Total	\$ 800,000	\$ -	\$ 350,000	\$ -	\$ 450,000	\$ -
<u>General Services</u>						
Town Wide Infrastructure	100,000	-	100,000	-	100,000	-
Vehicle and Equipment Replacement	500,000	-	500,000	-	-	-
Town Wide Fencing	-	-	-	-	-	-
Underground Tank Upgrades and Replacements	-	-	-	-	-	-
Parking Lot Renovation (Phase 1)	-	-	-	-	-	-
Resurface Courts and Paving	500,000	-	500,000	-	500,000	-
Total	\$ 1,100,000	\$ -	\$ 1,100,000	\$ -	\$ 600,000	\$ -
<u>Highway</u>						
Paving	4,090,000	-	4,090,000	-	4,090,000	-
Drainage	1,000,000	-	1,000,000	-	1,000,000	-
Highway Equipment	300,000	-	300,000	-	300,000	-
Tree Removal Planting	200,000	-	200,000	-	200,000	-
Total	\$ 5,590,000	\$ -	\$ 5,590,000	\$ -	\$ 5,590,000	\$ -
<u>Town Historian</u>						
Restoration of grave markers	-	-	-	-	-	-
Total	\$ -	\$ -	\$ -	\$ -	\$ -	\$ -
<u>Information Technology</u>						
Tech infrastructure, network, security	100,000	-	100,000	-	100,000	-
Media Center	-	-	-	-	-	-
Govern Upgrade or Replacement	-	-	-	-	-	-
Security Cameras	350,000	-	-	-	-	-
Total	\$ 450,000	\$ -	\$ 100,000	\$ -	\$ 100,000	\$ -
<u>Maritime</u>						
Goldstar Battalion Beach Handrails and decking	-	-	-	-	-	-
Butler Building @ Halesite equipped w water, electric, heat	-	-	-	-	-	-
Small SUV for Beach Patrol	-	-	-	-	-	-
Purchase Hydraulic crane for M-4 lifting buoys & nav markers	-	-	-	-	-	-
New Yamaha diesel engine for launch	-	-	-	-	-	-
Northpor Harbor Wetlands Restoration Project	-	-	-	-	-	-
Total	\$ -	\$ -	\$ -	\$ -	\$ -	\$ -
<u>Parks & Recreation</u>						
Chapin Rainbow Stage Improvements:	-	-	-	-	-	-
Structural	-	-	-	-	-	-
Lighting	-	-	-	-	-	-
Sound System	-	-	-	-	-	-
Video System	-	-	-	-	-	-
Total	\$ -	\$ -	\$ -	\$ -	\$ -	\$ -
<u>Public Safety</u>						
Code Enforcement Vehicles	80,000	-	80,000	-	80,000	-
Animal Shelter repairs	100,000	-	-	-	-	-
Total	\$ 180,000	\$ -	\$ 80,000	\$ -	\$ 80,000	\$ -
<u>Transportation & Safety</u>						
Traffic Signalization-Calming	600,000	-	600,000	-	600,000	-
Total	\$ 600,000	\$ -	\$ 600,000	\$ -	\$ 600,000	\$ -
Total Capital Projects	\$ 10,200,000	\$ -	\$ 7,820,000	\$ -	\$ 7,920,000	\$ -